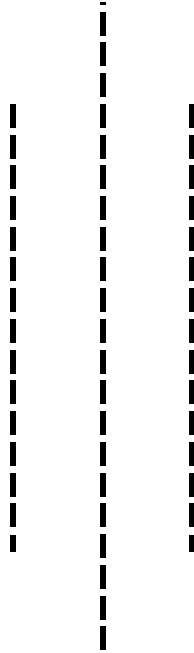


GOVERNMENT DEBT STATISTICS

For the month of 2083 Baisakh (Mid-May, 2026)



GOVERNMENT OF NEPAL
MINISTRY OF FINANCE
PUBLIC DEBT MANAGEMENT OFFICE

Tripureshwor, Kathmandu, Nepal
Phone No: +977- 01-4538358, 4538359
Email: info@pdmo.gov.np

GOVERNMENT DEBT STATISTICS
For the month of 2083 Baisakh (Mid-May, 2026)

CONTENTS

Table	Particular
Table 1	Debt Liability of the Government of Nepal
Table 2	Domestic Debt Liability of the Government of Nepal
Table 3	Debt Service Status
Table 4	Domestic Debt Service Status
Table 5	External Debt Composition by Creditor
Table 6	External Debt Composition by Currency
Table 7	Interest/Discount Amount Paid for Different Securities in FY 2081/82
Table 8	Debt Mobilization Target & Mobilize
Table 9	Repayment of Principal Amount of Government Securities in FY 2081/82
Table 10	Government Securities New Issued in FY 2081/82
Table 11	Ownership Structure of Government Securities
Table 12	Ownership of Treasury Bills (28, 91, 182 & 364 Days)
Table 13	Ownership Structure of Development Bonds
Table 14	Ownership Structure of Citizen Saving Bonds
Table 15	Ownership Structure of Foreign Employment Saving Bonds
Table 16	Repayment Schedule of Government Securities

Table 1
Debt Liability of the Government of Nepal
 For the month of 2083 Baisakh (Mid-May, 2026)

(Amount in NPR Crore)

S.N.	Particulars	Opening Balance (Sharwan 1, 2082)	Transaction Upto this month		Exchange Gain/ Loss	Outstanding Balance Upto Current Month	Compositio n of Debt (in %)	Public Debt to GDP %
			Disbursement/ New Issued	Repayment				
A.	External Debt	140,582.36	6,649.42	4,625.97	(16,775.64)	159,381.45	53.57	24.15
B	Domestic Debt	126,822.41	29,866.69	18,566.53		138,122.57	46.43	20.93
Total Debt		267,404.77	36,516.11	23,192.50	(16,775.64)	297,504.02	100.00	45.08

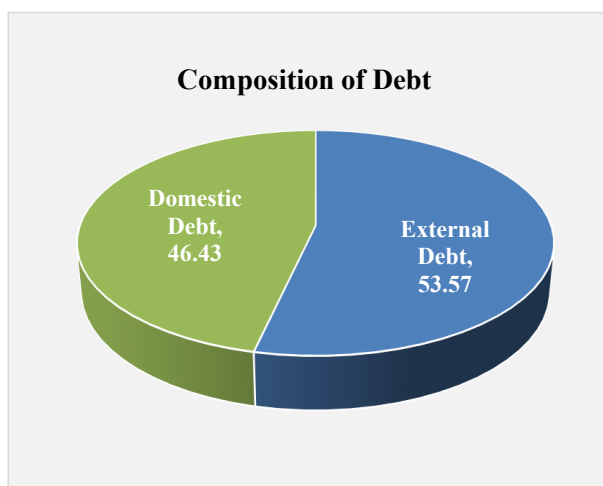


Table 2
Domestic Debt Liability of the Government of Nepal
 For the month of 2083 Baisakh (Mid-May, 2026)

(Amount in NPR Crore)

S.N.	Bonds	Opening Balance (Sharwan 1, 2082)	Transaction Upto this month		Outstanding Balance Upto Current Month (Rs. in Crore)	Share (in %)
			New Issued	Repayment		
1	Treasury Bills	37,556.20	9,000.00	13,579.00	32,977.20	23.88
2	Development Bonds	87,375.70	20,600.00	4,786.00	103,189.70	74.71
3	Citizen Savings Bonds	1,341.50	250.00	200.00	1,391.50	1.01
4	Foreign Employment Saving Bonds	33.05	16.69	1.53	48.21	0.03
5	IMF Bond	515.96	-	-	515.96	0.37
Total		126,822.41	29,866.69	18,566.53	138,122.57	100.00

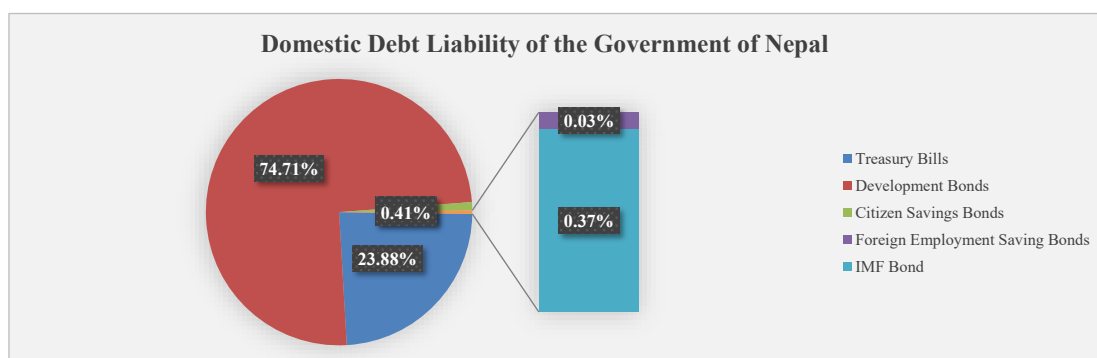


Table 3
Debt Service Status
For the month of 2083 Baisakh (Mid-May, 2026)

(Amount in NPR Crore)

S.N.	Particulars	Annual Budget	Expenditure Upto Month	Budget Balance	Expenditure Percent	Debt Service to GDP
1	External Debt	6,745.16	5,632.70	1,112.46	83.51	0.85%
A	Principle Repayment	5,188.00	4,625.97	562.03	89.17	0.70%
B	Interest Repayment (Including Grace Period & Commitment Charges)	1,557.16	1,006.73	550.43	64.65	0.15%
2	Domestic Debt	34,355.87	23,619.51	10,736.36	68.75	3.58%
A	Principle Repayment	25,059.73	18,566.53	6,493.20	74.09	2.81%
B	Interest Payment	9,296.14	5,052.98	4,243.16	54.36	0.77%
	Total	41,101.03	29,252.21	11,848.82	71.17	4.43%
3	Total Principal Payment	30,247.73	23,192.50	7,055.23	76.68	3.51%
4	Total Interest Payment	10,853.30	6,059.71	4,793.59	55.83	0.92%

Table 4

Domestic Debt Service Status

For the month of 2083 Baisakh (Mid-May, 2026)

(Amount in NPR Crore)

S.N.	Particulars	Annual Budget	Repayment upto this month	Budget Balance
A	Principle Repayment	25,059.73	18,566.53	6,493.20
	Treasury Bills	14,658.73	13,579.00	1,079.73
	Development Bonds	10,000.00	4,786.00	5,214.00
	CSB & FESB	401.00	201.53	199.47
B	Interest/Discount Repayment	9,296.14	5,052.98	4,243.16
	Treasury Bills	3,111.14	515.40	2,595.74
	Development Bonds	6,000.00	4,440.17	1,559.83
	CSB & FESB	180.00	97.17	82.83
	Commission	5.00	0.23	4.77
	Total	34,355.87	23,619.51	10,736.36

Table 5

External Debt Composition by Creditor
For the month of 2083 Baisakh (Mid-May, 2026)

(Amount in NPR Crore)

S.N.	Particulars	Currency	Outstanding Balance Upto Current Month(NPR)	In USD	Share (in %)
A.	Bilateral				
1	BELGIUM	EUR	454,120,587.04	2,962,106.76	0.31
2	EBK	KRW	4,558,594,386.55	29,734,488.20	3.10
3	EBLCI	USD	36,169,584,799.11	235,924,498.07	24.63
4	EIBC	CNY	38,449,152,585.51	250,793,507.18	26.18
5	JICA	JPY	62,069,500,816.26	404,862,701.82	42.27
6	KUWAIT	KWD	1,838,552,293.41	11,992,383.36	1.25
7	NBF	EUR	204,689,521.35	1,335,134.83	0.14
8	SAUDI	SAR	3,103,942,882.04	20,246,186.69	2.11
	Total Bilateral		146,848,137,871.27	957,851,006.92	9.21
B.	Multilateral				
1	ADB	SDR	281,460,906,233.58	1,835,893,981.04	19.45
2	ADB	USD	266,627,615,987.27	1,739,140,408.24	18.43
3	AIIB	USD	6,073,273,225.12	39,614,331.91	0.42
4	NDF	EUR	1,812,580,016.80	11,822,973.17	0.13
5	OFID	USD	6,227,984,421.80	40,623,471.54	0.43
6	IDA	EUR	62,106,900.00	405,106.65	0.00
7	IDA	SDR	775,408,626,070.30	5,057,782,441.26	53.59
8	IDA	USD	4,173,612,539.72	27,223,354.90	0.29
9	IFAD	SDR	10,794,535,741.45	70,409,860.68	0.75
10	IFAD	USD	1,136,603,813.89	7,413,761.75	0.08
11	IMF	SDR	69,325,740,704.00	452,193,207.91	4.79
12	EEC	DKK	4,832,656.60	31,522.12	0.00
13	EEC	EUR	125,802,053.45	820,573.04	0.01
14	EEC	GBP	22,173,906.03	144,634.44	0.00
15	EIB	EUR	7,137,682,028.47	46,557,184.97	0.49
16	EIB	USD	16,590,959,965.05	108,218,380.83	1.15
	Total Multilateral		1,446,985,036,263.54	9,438,295,194.47	90.79
	Total		1,593,814,544,134.00	10,396,146,201.39	100.00

Table 6
External Debt Composition by Currency
For the month of 2083 Baisakh (Mid-May, 2026)

(Amount in NPR)

S.N.	Particulars	Commitment Currency	Outstanding Balance Upto Current Month	Share (in %)
1	CNY	1,703,551,288.68	38,449,152,585.51	2.41
2	DKK	200,608.41	4,832,656.60	0.00
3	EUR	54,421,625.97	9,796,981,107.12	0.61
4	GBP	106,846.75	22,173,906.03	0.00
5	JPY	63,791,881,620.00	62,069,500,816.26	3.89
6	KRW	44,301,208,810.00	4,558,594,386.55	0.29
7	KWD	3,672,697.35	1,838,552,293.41	0.12
8	SAR	75,965,317.72	3,103,942,882.04	0.19
9	SDR	5,404,190,536.97	1,136,989,808,749.33	71.34
10	USD	2,198,158,207.24	336,999,634,751.96	21.14
Total			1,593,814,544,134.00	100.00

Table 7

Interest/Discount Amount Paid for Different Securities in FY
For the month of 2083 Baisakh (Mid-May, 2026)

(Amount in NPR Crore)

Months	Development Bonds	Citizen/Foreign Employment Saving Bonds	Treasury Bills	Commision	Total
Shrawan	513.73		34.98		548.70
Bhadra	561.88	21.74	30.64		614.26
Ashwin	439.84	11.86	11.49		463.19
Kartik	240.57	-	72.99		313.56
Mangsir	330.58	0.94	70.83		402.35
Poush	446.02	29.02	20.50		495.54
Magh	490.73		56.48	0.23	547.44
Fagun	644.23	9.08	64.28		717.59
Chaitra	345.26	24.53	88.06		457.85
Baisakh	427.32	-	65.17	-	492.49
Jestha					-
Asadh					-
Total	4,440.17	97.17	515.40	0.23	5,052.98

Table- 8
Debt Mobilization Target & Mobilize
For the month of 2083 Baisakh (Mid-May, 2026)

(Amount in NPR Crore)

S.N.	Debt	Annula Target(FY 2082/83)	Mobilize till this period	Yet to Receive	Mobilize %
1	Total Public Debt	59,566.31	36,516.11	23,050.20	61.30
1.1	Domestic Debt	36,200.00	29,866.69	6,333.31	82.50
1.2	External Debt	23,366.31	6,649.42	16,716.89	28.46

Table 9

**Repayment of Principal Amount of Government Securities in
For the month of 2083 Baisakh (Mid-May, 2026)**

(Amount in NPR Crore)

Months	Citizen Saving Bonds	Development Bonds	Treasury Bills	Foreign Employment Saving Bonds	Total
Shrawan	-	-	2,710.00	-	2,710.00
Bhadra	-		2,930.00		2,930.00
Ashwin	-		2,375.00		2,375.00
Kartik		1,386.00	1,825.00		3,211.00
Mangsir		200.00			200.00
Poush			1,250.00		1,250.00
Magh		1,000.00			1,000.00
Fagun	200.00	1,500.00	1,000.00	1.533	2,701.53
Chaitra					-
Baisakh	-	700.00	1,489.00	-	2,189.00
Jestha					-
Asadh					-
Total	200.00	4,786.00	13,579.00	1.53	18,566.53

Table 10
Government Securities New Issued in FY 2081/82
For the month of 2083 Baisakh (Mid-May, 2026)

(Amount in NPR Crore)

S.No.	Securities	Issue Date	Maturity Date	Interest/ Discount Rate %	Issued Amount
1. Treasury Bills					
1	NPTB09101775	7/18/2082	10/20/2082	2.3647	500.00
1	NPTB18210474	7/25/2082	1/29/2083	2.2513	500.00
2	NPTB02800416	8/9/2082	9/8/2082	1.5084	500.00
3	NPTB09101778	9/1/2082	12/3/2082	2.3112	500.00
4	NPTB36411773	9/22/2082	2083/09/21	2.5811	500.00
5	NPTB02800417	10/6/2082	11/5/2082	1.6545	500.00
6	NPTB18210480	10/13/2082	4/12/2083	2.3964	500.00
7	NPTB36411775	10/20/2082	10/19/2083	2.6716	500.00
8	NPTB09101781	10/27/2082	1/29/2083	2.4129	500.00
9	NPTB09101782	11/19/2082	2/19/2083	2.3307	500.00
10	NPTB09101783	11/26/2082	2/26/2083	2.5781	500.00
12	NPTB18210482	12/3/2082	5/30/2083	2.6685	500.00
14	NPTB09101785	12/10/2082	3/9/2083	2.6207	500.00
16	NPTB18210483	12/17/2082	6/13/2083	2.5001	500.00
17	NPTB36411781	12/24/2082	2083/12/23	2.6277	500.00
18	NPTB36411783	1/8/2083	1/7/2084	2.7073	500.00
19	NPTB18210484	1/15/2083	7/10/2083	2.5124	500.00
20	NPTB18210486	1/29/2083	7/24/2083	2.6638	500.00
Total:					9,000.00
2. Development Bonds					
1	NPDB03132085	4/8/2082	4/7/2085	3.07%	1,000.00
2	NPDB04152086	4/15/2082	4/14/2086	3.07%	1,000.00
3	NPDB11002093	4/22/2082	4/21/2093	4.44%	1,000.00
4	NPDB08052090	4/29/2082	4/28/2090	4.01%	1,000.00
5	NPDB10032092	5/5/2082	5/4/2092	4.09%	1,000.00
6	NPDB03142085	5/12/2082	5/11/2085	3.00%	1,000.00
7	NPDB09032091	5/19/2082	5/19/2091	4.00%	1,000.00
8	NPDB07072089	6/23/2082	6/23/2089	3.68%	1,000.00
9	NPDB05142087	6/30/2082	6/30/2087	3.20%	1,000.00
10	NPDB04162086	7/20/2082	7/20/2086	2.99%	1,000.00
11	NPDB06102088	7/27/2082	7/27/2088	3.17%	1,000.00
12	NPDB10042092	8/16/2082	8/16/2092	3.84%	1,000.00
13	NPDB03152085	8/25/2082	8/25/2085	2.81%	1,000.00
14	NPDB08062090	9/9/2082	9/8/2090	3.37%	1,000.00
15	NPDB04172086	9/24/2082	9/23/2086	2.95%	1,000.00
16	NPDB09042091	10/15/2082	10/14/2091	4.15%	1,000.00
17	NPDB03162085	10/22/2082	10/21/2085	2.99%	1,000.00
18	NPDB07082089	10/22/2082	1/13/2089	3.60%	1,000.00
19	NPDB05152087	11/27/2082	11/26/2087	3.10%	600.00
20	NPDB07092089	12/12/2082	12/11/2089	3.47%	1,000.00
21	NPDB06112088	12/26/2082	12/25/2088	3.25%	1,000.00
Total:					20,600.00
3. Citizen Saving Bonds					
1	NPCB05002087	2082/08/28	2087/08/28	6.50%	250.00
Total:					250.00
4. Foreign Employment Saving Bonds					
1	NPFB05002087	2082/08/28	2087/08/28	7.50%	16.69
Total:					16.69
Grand Total:					29,866.69

Table 11

Ownership Structure of Government Securities

For the month of 2083 Baisakh (Mid-May, 2026)

(Amount in NPR Crore)

S.N.	Ownership	Treasury Bills	Development Bonds	Citizen Saving Bonds	Foreign Employment Saving Bonds	Total	Share (in %)
1	NRB Secondary Market	-	653.62	189.54	0.60	843.76	0.61
2	Commercial Banks	19,824.46	78,771.35	-	-	98,595.81	71.65
3	Development Banks	243.02	8,339.54	-	-	8,582.56	6.24
4	Finance Companies	248.36	1,580.18	-	-	1,828.54	1.33
5	Microfinance	110.04	36.34	-	-	146.38	0.11
7	Insurance Companies	3,542.88	4,405.68	-	-	7,948.57	5.78
8	General Public Individuals	-		1,201.97	47.61	1,249.57	0.91
9	Market Makers			0.00	-	0.00	0.00
10	Others	9,008.45	9,402.97	-	-	18,411.42	13.38
Total		32,977.20	103,189.70	1,391.51	48.21	137,606.61	100.00

Table 12
Ownership of Treasury Bills (28, 91, 182 & 364 Days)
 For the month of 2083 Baisakh (Mid-May, 2026)

(Amount in NPR Crore)

Days	Serial Number	Issue Date	Maturity Date	Commercial Bank	Development Bank	Finance Company	Insurance Company	Microfinance	NRB Secondary	Others *	Total Amount	Discount Rate %
28												
	Total 28 Days			-	-	-	-	-	-	-	-	-
91	NPTB09101782	2082/11/19	2083/02/19			2.00	33.84			1,068.66	1,104.50	2.3307
91	NPTB09101783	2082/11/26	2083/02/26	1,102.00		25.00	8.35	0.76		213.89	1,350.00	2.5781
91	NPTB09101784	2082/12/03	2083/03/02	264.95	15.00	10.75	30.77			178.53	500.00	2.5485
91	NPTB09101785	2082/12/10	2083/03/09	1,237.27	3.00	20.00	153.54			535.39	1,949.20	2.6207
91	NPTB09101786	2083/01/22	2083/04/19	413.25			31.9149			54.84	500.00	2.6357
91	NPTB09101787	2083/01/29	2083/04/26	27.80	20.00	22.00	375.08092			55.12	500.00	2.6255
	Total 91 Days			3,045.27	38.00	79.75	633.50	0.76	-	2,106.42	5,903.70	
182	NPTB18210475	2082/08/02	2083/02/05	398.54	5.00	19.76	14.64	1.98		58.08	498.00	2.3958
182	NPTB18210476	2082/08/16	2083/02/19	1,143.50	3.00	8.50	55.98			289.02	1,500.00	2.4847
182	NPTB18210477	2082/08/23	2083/02/26	77.00		3.00	42.83			677.17	800.00	2.3010
182	NPTB18210478	2082/09/01	2083/03/02	342.24		9.00	90.00			191.76	633.00	2.4214
182	NPTB18210479	2082/09/22	2083/09/23				16.45			483.55	500.00	2.2924
182	NPTB18210480	2082/10/13	2083/04/12	372.75		17.25	49.82			560.18	1,000.00	2.3964
182	NPTB18210481	2082/11/05	2083/05/02			18.50	6.50			475.00	500.00	
182	NPTB18210482	12/3/2082	5/30/2083	421.00		4.00	10.10			64.90	500.00	2.6685
182	NPTB18210483	12/17/2082	6/13/2083				453.61	0.30		46.08	500.00	2.5001
182	NPTB18210484	1/15/2083	7/10/2083	89.00		10.00	37.13			363.88	500.00	2.5124
182	NPTB18210485	1/22/2083	7/17/2083	552.25		12.75	54.00			281.00	900.00	2.6275
182	NPTB18210486	1/29/2083	7/24/2083	897.95857	15	21.1	645.85727			405.58416	1985.5	2.6638
	Total 182 Days			4,294.24	23.00	123.86	1,476.92	2.28	-	3,896.21	9,816.50	
364	NPTB36411757	2/6/2082	2/5/2083	733.43	16.57						750.00	2.9928
364	NPTB36411758	2/13/2082	2/12/2082	1,347.26	27.74			70.00		255.00	1,700.00	2.9774
364	NPTB36411759	2/20/2080	2/19/2083	649.82	33.18						683.00	2.9980
364	NPTB36411760	3/3/2082	3/2/2083	404.43	20.57					75.00	500.00	3.0000
364	NPTB36411761	3/10/2082	3/9/2083	419.54	5.46					75.00	500.00	3.0000
364	NPTB36411762	3/17/2082	3/16/2083	409.64	15.36					75.00	500.00	3.0000
364	NPTB36411763	3/24/2082	3/23/2083	708.86	22.14					129.00	860.00	2.9701
364	NPTB36411764	4/20/2082	4/19/2083	43.50	13.00		113.50			30.00	200.00	2.6900
364	NPTB36411765	4/27/2082	4/26/2083	271.75		2.00	151.25			75.00	500.00	2.6900
364	NPTB36411766	5/3/2082	5/2/2083	170.00						30.00	200.00	2.6023
364	NPTB36411767	5/17/2082	5/16/2083	150.00	10.00	8.00				32.00	200.00	2.6105
364	NPTB36411768	7/11/2082	7/10/2083	132.00		1.00				23.00	156.00	2.5895
364	NPTB36411769	7/25/2082	7/24/2083	411.00		14.00	4.54			70.46	500.00	2.5788
364	NPTB36411770	8/16/2082	8/15/2083	425.00			18.75			56.25	500.00	2.6029
364	NPTB36411771	8/23/2082	8/22/2082	30.00			17.14			152.86	200.00	2.5411
364	NPTB36411772	9/8/2082	9/7/2083	168.00		2.00	10.00			20.00	200.00	2.5835
364	NPTB36411773	9/22/2082	9/21/2083	362.00	3.00		60.00			75.00	500.00	2.5811
364	NPTB36411774	10/13/2082	10/12/2083	630.00	5.00		200.00			265.00	1,100.00	2.6254
364	NPTB36411775	10/20/2082	10/19/2083	694.75		5.25	70.00	20.00		210.00	1,000.00	2.6716
364	NPTB36411776	11/12/2082	11/11/2083	241.00		4.00	183.87			271.13	700.00	
364	NPTB36411777	11/19/2082	11/18/2083	270.50		4.50	100.00			125.00	500.00	
364	NPTB36411778	11/26/2082	11/25/2083	376.67			28.33			95.00	500.00	
364	NPTB36411779	12/3/2082	2083/12/02	682.50		2.50	80.00			135.00	900.00	2.6993
364	NPTB36411780	12/10/2082	2083/12/09	423.50		1.50	20.91			54.09	500.00	1.7185
364	NPTB36411781	12/24/2082	2083/12/23	633.00			200.00	17.00		150.00	1,000.00	2.6277
364	NPTB36411782	1/2/2083	12/30/2083	555.00			68.97			76.03	700.00	2.6277
364	NPTB36411783	1/8/2083	1/7/2084	755.00	10.00		71.66			63.34	900.00	2.6903
364	NPTB36411784	1/15/2083	1/14/2084	70.00			17.14			112.86	200.00	2.7073
364	NPTB36411785	1/22/2083	1/21/2084	316.80			16.40			274.80	608.00	2.6278
	Total 364 Days			12,484.95	182.02	44.75	1,432.47	107.00	-	3,005.81	17,257.00	
	Total			19,824.46	243.02	248.36	3,542.88	110.04	-	9,008.45	32,977.20	

Table-13
Ownership Structure of Development Bonds
For the month of 2083 Baisakh (Mid-May, 2026)

(Amount in NPR Crore)

Bond Name	Issued date	Maturity date	Interest Rate %	Commercial Banks	Development Banks	Finance Companies	Insurance Companies	Microfinance	NRB Secondary Market	Others *	Total
NPDB15002087	072-03-18	087-03-18	2.65	235.00	4.00	2.00	-	-	259.00	-	500.00
NPDB11002083	072-12-19	083-12-19	4.44	1,201.81	21.89	3.00	21.70	-	34.57	17.02	1,300.00
NPDB12002085	073-01-05	085-01-05	4.74	1,154.32	14.70	2.00	39.66	-	80.50	8.81	1,300.00
NPDB13002086	073-01-10	086-01-10	4.94	1,236.00	4.00	10.00	50.00	-	-	-	1,300.00
NPDB15002088	073-01-17	088-01-17	4.94	1,050.52	0.48	7.00	42.00	-	-	-	1,100.00
NPDB13012086	073-12-16	086-12-16	3.84	294.00	15.00	1.45	-	-	189.55	-	500.00
NPDB15002089	074-03-07	089-03-07	4.99	584.00	10.00	6.00	-	-	-	-	600.00
NPDB10012084	074-04-27	084-04-27	3.83	460.00	-	-	-	-	40.00	-	500.00
NPDB12022086	074-04-32	086-04-32	4.32	450.00	-	-	-	-	50.00	-	500.00
NPDB15012089	074-05-23	089-05-23	4.99	460.50	31.00	8.50	-	-	-	-	500.00
NPDB14012088	074-05-26	088-05-26	4.99	460.67	35.33	4.00	-	-	-	-	500.00
NPDB13012087	074-05-28	087-05-28	5.12	443.90	55.00	1.00	0.10	-	-	-	500.00
NPDB11012085	074-05-30	085-05-30	5.18	472.75	25.50	1.75	-	-	-	-	500.00
NPDB10022084	074-06-02	084-06-02	5.15	445.08	44.94	6.99	3.00	-	-	-	500.00
NPDB11022085	074-07-27	085-07-27	6.48	487.00	5.00	8.00	-	-	-	-	500.00
NPDB07022083	076-02-01	083-02-01	6.50	688.50	8.00	5.70	-	9.00	-	-	711.20
NPDB09032085	076-02-03	085-02-03	6.50	781.88	10.54	4.31	-	-	-	3.27	800.00
NPDB10032086	076-02-06	086-02-06	6.49	546.19	30.00	11.81	12.00	-	-	-	600.00
NPDB11022087	076-02-08	087-02-08	6.48	538.45	60.50	1.05	-	-	-	-	600.00
NPDB13022089	076-02-10	089-02-10	6.50	493.50	10.00	-	-	-	-	6.00	509.50
NPDB14002090	076-02-13	090-02-13	6.50	646.00	8.00	3.00	16.00	-	-	1.00	674.00
NPDB08032084	076-03-30	084-03-30	5.99	1,047.56	38.44	4.00	-	10.00	-	-	1,100.00
NPDB09042086	077-06-12	086-06-12	4.77	1,516.50	226.00	212.50	-	-	-	45.00	2,000.00
NPDB07042084	077-06-21	084-06-21	4.14	483.00	447.00	70.00	-	-	-	-	1,000.00
NPDB10042087	077-07-20	087-07-20	4.14	1,515.47	379.53	95.00	-	-	-	10.00	2,000.00
NPDB07052084	077-10-14	084-10-14	3.88	470.80	434.20	95.00	-	-	-	-	1,000.00
NPDB06032083	077-10-21	083-10-21	3.90	501.60	405.40	93.00	-	-	-	-	1,000.00
NPDB08042085	077-11-12	085-11-12	4.00	873.87	41.44	84.70	-	-	-	-	1,000.00
NPDB08052085	077-11-19	085-11-19	4.12	803.92	101.09	75.00	-	-	-	20.00	1,000.00
NPDB05042083	078-02-13	083-02-13	4.79	1,124.17	334.83	41.00	-	-	-	-	1,500.00
NPDB06062084	078-03-09	084-03-09	4.72	802.23	194.77	3.00	-	-	-	-	1,000.00
NPDB05052083	078-03-23	083-03-23	4.37	1,078.25	421.75	-	-	-	-	-	1,500.00
NPDB05062083	078-11-09	083-11-09	6.93	719.80	160.00	120.20	-	-	-	-	1,000.00
NPDB04072083	079-02-25	083-02-25	9.20	1,129.46	286.46	84.09	-	-	-	-	1,500.00
NPDB05072084	079-03-08	084-03-08	9.19	939.24	400.00	160.76	-	-	-	-	1,500.00
NPDB05082084	079-03-15	084-03-15	9.02	1,408.50	63.00	28.50	-	-	-	-	1,500.00
NPDB06072085	079-03-22	085-03-22	8.49	493.50	-	1.50	5.00	-	-	-	500.00
NPDB04082083	079-09-06	083-09-06	10.93	380.50	69.00	5.00	30.50	-	-	15.00	500.00
NPDB05092084	079-10-18	084-10-18	9.50	610.00	69.02	0.98	17.50	-	-	102.50	800.00
NPDB05262084	079-10-25	083-10-25	8.98	573.00	22.00	-	6.56	-	-	98.43	700.00
NPDB06062085	079-12-22	085-12-22	8.87	936.00	64.00	-	-	-	-	-	1,000.00
NPDB04112084	080-01-08	084-01-08	8.90	1,858.38	105.63	6.00	30.00	-	-	-	2,000.00

Table-13
Ownership Structure of Development Bonds
For the month of 2083 Baisakh (Mid-May, 2026)

(Amount in NPR Crore)

Bond Name	Issued date	Maturity date	Interest Rate %	Commercial Banks	Development Banks	Finance Companies	Insurance Companies	Microfinance	NRB Secondary Market	Others *	Total
NPDB05082085	080-02-032	085-02-03	8.57	779.50	85.00	5.50	10.00	-	-	120.00	1,000.00
NPDB05092085	080-02-19	085-02-19	8.00	869.13	130.88	-	-	-	-	-	1,000.00
NPDB06052086	080-03-06	086-03-06	6.93	858.00	122.00	15.00	5.00	-	-	-	1,000.00
NPDB06062086	080-03-22	086-03-22	6.35	955.00	45.00	-	-	-	-	-	1,000.00
NPDB06072086	080-04-19	086-04-19	6.50	310.00	106.00	-	-	-	-	-	416.00
NPDB08022088	080-04-29	088-04-29	7.00	470.00	215.00	5.00	-	-	-	-	690.00
NPDB06082086	080-05-11	086-05-11	7.00	440.00	225.00	15.00	-	-	-	-	680.00
NPDB06092086	080-05-25	086-05-25	7.00	703.40	291.60	5.00	-	-	-	-	1,000.00
NPDB06112086	080-05-31	086-05-31	7.00	775.00	100.00	5.00	-	-	-	-	880.00
NPDB06102086	080-06-01	086-06-01	7.00	470.00	90.00	-	-	-	-	-	560.00
NPDB06122086	080-06-04	086-06-04	7.00	695.00	-	-	-	-	-	-	695.00
NPDB05102085	080-06-07	085-06-07	7.00	950.00	50.00	-	-	-	-	-	1,000.00
NPDB08032088	080-06-15	088-06-15	7.00	1,199.95	109.47	0.59	-	-	-	-	1,310.00
NPDB08052088	080-06-19	088-06-19	7.00	959.05	33.61	0.54	6.80	-	-	-	1,000.00
NPDB08042088	080-06-26	088-06-26	7.00	967.56	31.88	0.56	-	-	-	-	1,000.00
NPDB08062088	080-08-20	088-08-20	6.00	587.88	84.45	27.67	-	-	-	-	700.00
NPDB05112085	080-09-06	085-09-06	5.56	657.00	40.00	3.00	-	-	-	-	700.00
NPDB08072088	080-09-23	088-09-23	5.96	605.00	95.00	-	-	-	-	-	700.00
NPDB05122085	080-10-12	085-10-12	5.84	935.00	65.00	-	-	-	-	-	1,000.00
NPDB08082088	080-10-26	088-10-26	5.92	600.00	100.00	-	-	-	-	-	700.00
NPDB08092088	080-11-30	088-11-30	5.74	667.00	123.00	10.00	-	-	-	-	800.00
NPDB06132086	080-12-09	086-12-09	5.48	719.00	50.00	-	-	-	-	-	769.00
NPDB08032089	081-01-20	089-01-20	5.39	456.00	40.00	4.00	-	-	-	-	500.00
NPDB06052087	081-02-07	087-02-07	5.17	887.00	113.00	-	-	-	-	-	1,000.00
NPDB06062087	081-02-17	087-02-15	5.08	836.00	45.00	19.00	-	-	-	-	900.00
NPDB08042089	081-03-11	089-03-11	5.17	833.00	67.00	-	-	-	-	-	900.00
NPDB11002092	081-04-17	092-04-17	5.28	966.00	33.00	1.00	-	-	-	-	1,000.00
NPDB09012090	081-04-24	090-04-24	5.22	726.48	249.52	14.00	-	10.00	-	-	1,000.00
NPDB06072087	081-04-31	087-04-31	5.04	851.00	40.00	3.00	-	6.00	-	100.00	1,000.00
NPDB05142086	081-05-06	086-05-05	4.91	800.00	100.00	-	-	-	-	100.00	1,000.00
NPDB03122084	081-05-13	084-05-12	4.39	925.00	-	-	-	-	-	75.00	1,000.00
NPDB06082087	081-05-20	087-05-19	4.63	853.00	35.00	12.00	-	-	-	100.00	1,000.00
NPDB03132084	081-05-27	084-05-27	3.95	900.00	-	-	-	-	-	100.00	1,000.00
NPDB06092087	081-06-10	087-06-9	4.27	985.00	5.00	10.00	-	-	-	-	1,000.00
NPDB09022090	081-07-08	090-07-08	4.34	725.00	40.00	-	-	-	-	135.00	900.00
NPDB06102087	081-07-29	087-07-29	4.18	712.60	25.00	1.00	11.40	-	-	250.00	1,000.00
NPDB03142084	081-08-12	084-08-12	3.79	840.00	10.00	-	9.50	-	-	140.50	1,000.00
NPDB06112087	081-09-03	087--09-03	4.00	850.00	-	-	9.78	-	-	140.22	1,000.00
NPDB09032090	081-10-03	090-10-03	5.49	600.00	60.00	-	7.73	-	-	142.27	810.00
NPDB08052089	081-10-11	089-10-11	5.04	805.00	45.00	-	1.97	-	-	148.03	1,000.00
NPDB10002091	081-10-18	091-10-18	5.05	780.00	30.00	40.00	-	-	-	150.00	1,000.00
NPDB06122087	081-10-23	087-10-23	4.50	533.10	24.14	10.00	-	-	-	432.76	1,000.00

Table-13
Ownership Structure of Development Bonds
For the month of 2083 Baisakh (Mid-May, 2026)

(Amount in NPR Crore)

Bond Name	Issued date	Maturity date	Interest Rate %	Commercial Banks	Development Banks	Finance Companies	Insurance Companies	Microfinance	NRB Secondary Market	Others *	Total
NPDB11012092	081-11-1	092-11-01	5.34	680.00	10.00	40.00				270.00	1,000.00
NPDB09042090	081-11-09	090-11-09	5.30	668.00	39.60	5.00	-	-	-	287.40	1,000.00
NPDB08062089	081-11-22	089-11-22	5.04	274.36	20.64	-	-	-	-	205.00	500.00
NPDB10012091	081-11-28	091-11-28	5.00	335.42	39.58	-	-	-	-	125.00	500.00
NPDB11022092	081-12-06	092-12-06	5.00	785.00	60.00	5.00				150.00	1,000.00
NPDB06132087	081-12-13	087-12-13	4.49	824.00	11.00	15.00	0.99			149.01	1,000.00
NPDB09022091	082-02-29	091-02-28	5.00	301.09	15.97	10.19				57.75	385.00
NPDB03132085	082-04-08	085-04-07	3.07	840.00		10.00				150.00	1,000.00
NPDB04152086	082-04-15	086-04-14	3.07	815.00	30.00	5.00				150.00	1,000.00
NPDB11002093	082-04-22	093-04-21	4.44	765.00	35.00		17.65			182.35	1,000.00
NPDB08052090	082-04-29	090-04-28	4.01	652.44	42.56	5.00	9.38			290.63	1,000.00
NPDB10032092	2082-05-05	2092-05-04	4.09	454.67	43.67					501.67	1,000.00
NPDB03142085	2082-05-12	2085-05-11	3.00	755.08	10.00	0.29				234.63	1,000.00
NPDB09032091	2082-05-19	2091-05-19	4.00	495.11	23.80	5.04				476.04	1,000.00
NPDB05142087	2082-06-23	2089-06-23	3.68	700.00	10.00					290.00	1,000.00
NPDB07072089	2082-06-30	2087-06-30	3.20	640.00	10.00					350.00	1,000.00
NPDB04162086	2082-07-20	2086-07-19	2.99	540.00	40.00		51.10			368.90	1,000.00
NPDB06102088	2082-07-27	2088-07-26	3.17	450.00			9.38			540.63	1,000.00
NPDB10042092	2082-08-17	2092-08-16	3.84	29.00	21.00		804.84			145.16	1,000.00
NPDB03152085	2082-08-25	2085-08-24	2.81	530.00			221.65			248.35	1,000.00
NPDB08062090	2082-09-09	2090-09-08	3.37	200.00	1.00		653.84			145.16	1,000.00
NPDB04172086	2082-09-24	2086-09-23	2.95	418.74	3.77		4.84			572.64	1,000.00
NPDB09042091	2082-10-15	2091-10-14	4.14	460.00	60.00		330.00			150.00	1,000.00
NPDB03162085	2082-10-22	2085-10-21	2.99	666.00			60.81			273.19	1,000.00
NPDB05152087	2082-11-27	2087-11-26	3.60	320.00			190.00	1.34		88.66	600.00
NPDB07082089	2082-11-14	2089-11-13	3.10	425.00			350.00			225.00	1,000.00
NPDB07092089	2082-12-12	2089-12-11	3.47	185.00			665.00			150.00	1,000.00
NPDB06112088	2082-12-26	2088-12-25	3.25	130.00		5.00	700.00			165.00	1,000.00
											-
Total				78,771.35	8,339.54	1,580.18	4,405.68	36.34	653.62	9,402.97	103,189.70
Share (in percentage)				76.34	8.08	1.53	4.27	0.04	0.63	9.11	100.00

* Including Nepal Infrastructure Bank & Social Security Fund

Table 14

Ownership Structure of Citizen Saving Bonds

For the month of 2083 Baisakh (Mid-May, 2026)

(Amount in NPR Crore)

Citizen Saving Bonds	Issued Date	Maturity Date	Interest Rate %	Public	NRB Secondary Market	Market Makers	Total
NPCB05002083	2078/03/06	2083/03/06	9.00	108.38	87.01		195.39
NPCB05012083	2078/12/30	2083/12/30	10.00	39.52	57.42	-	96.94
NPCB05002084	2079/03/14	2084/03/14	11.00	142.25	43.79	-	186.04
NPCB05012084	2079/12/06	2084/12/06	11.50	217.03	0.82	-	217.85
NPCB05002085	2080/02/30	2085/02/30	10.00	17.78	0.50	-	18.28
NPCB05002086	2081/03/19	2086/03/19	8.00	36.98	-	0.00	36.98
NPCB05012086	2081/09/16	2086/09/16	7.50	200.00	-	-	200.00
NPCB05022086	2081/12/18	2086/12/18	7.00	190.02			190.02
NPCB05022086	2082/08/28	2087/08/28	6.50	250.00	-	-	250.00
Total				1,201.97	189.54	0.00	1,391.51
Share (in Percentage)				86.38%	13.62%	0.00%	100.00%

Table 15

Ownership Structure of Foreign Employment Saving Bonds

For the month of 2083 Baisakh (Mid-May, 2026)

(Amount in NPR Crore)

FESB	Issued Date	Maturity Date	Interest Rate %	Public	NRB Secondary Market	Market Maker	Total
NPFB05002083	2078/03/23	2083/03/23	10	3.39	0.60		3.99
NPFB05002084	2079/03/13	2084/03/14	12.5	5.67	-		5.67
NPFB05012084	2079/12/10	2084/12/10	12.5	2.24	-		2.24
NPFB05002085	2080/02/24	2085/02/24	11	0.40	-		0.40
NPFB05002086	2081/03/11	2086/03/11	9	5.16	-		5.16
NPFB05012086	2081/09/16	2086/09/16	8.5	5.42	-		5.42
NPFB05022086	2081/12/18	2086/12/18	8.5	8.63			8.63
NPFB05002087	2082/08/28	2087/08/28	7.5	16.70			16.70
Total				47.61	0.60	-	48.21
Share (in Percentage)				98.76%	1.24%		100.00%

Table 16
Repayment Schedule of Government Securities
For the month of 2083 Baisakh (Mid-May, 2026)

(Amount in NPR Crore)

Fiscal Year	Treasury Bills	Development Bonds	Citizen Saving Bonds	Foreign Employment Saving Bonds	Total	Share (in %)
2082/83	19,921.20	5,211.20	195.39	3.99	25,331.78	18.41
2083/84	13,056.00	10,900.00	282.98	5.67	24,244.65	17.62
2084/85	-	12,100.00	236.13	2.64	12,338.77	8.97
2085/86	-	14,600.00	36.98	5.16	14,642.14	10.64
2086/87	-	16,000.00	390.02	14.05	16,404.07	11.92
2087/88	-	12,200.00	250.00	16.70	12,466.70	9.06
2088/89	-	11,909.50	-	-	11,909.50	8.65
2089/90	-	4,674.00	-	-	4,674.00	3.40
2090/91		5,710.00			5,710.00	4.15
2091/92		4,885.00			4,885.00	3.55
2092/93		5,000.00			5,000.00	3.63
Total	32,977.20	103,189.70	1,391.50	48.21	137,606.61	100.00