

Quarterly Debt Position

2nd Quarter of FY 2079/80

As on 2079 Poush 30 (January 14, 2023)



Government of Nepal
Ministry of Finance
Public Debt Management Office
Tripureshwor, Kathmandu

**Quarterly Debt Position of
Government of Nepal (GoN)
[2nd Quarter of FY 2079/80
As on 2079 Poush 30 (January 14, 2023)**

1. Debt Position

The total government debt has reached to NPR 20,70.53 billion at the end of the 2nd quarter of F/Y 2079/80 (January 14, 2023). Out of this amount, external debt is NPR 11,02.51 billion and internal debt consists NPR 968.01 billion. The total outstanding debt of Government of Nepal for the 2nd quarter of F/Y 2079/80 has increased by 3.12 percent during the period. External debt has increased by 4.97 percent and internal debt has decreased by 1.08 percent. (Table 1).

**Table no. 1
Debt Position: Total Outstanding Debt
As on 2079 Poush 30 (January 14, 2023)**

(NPR in 10 millions)

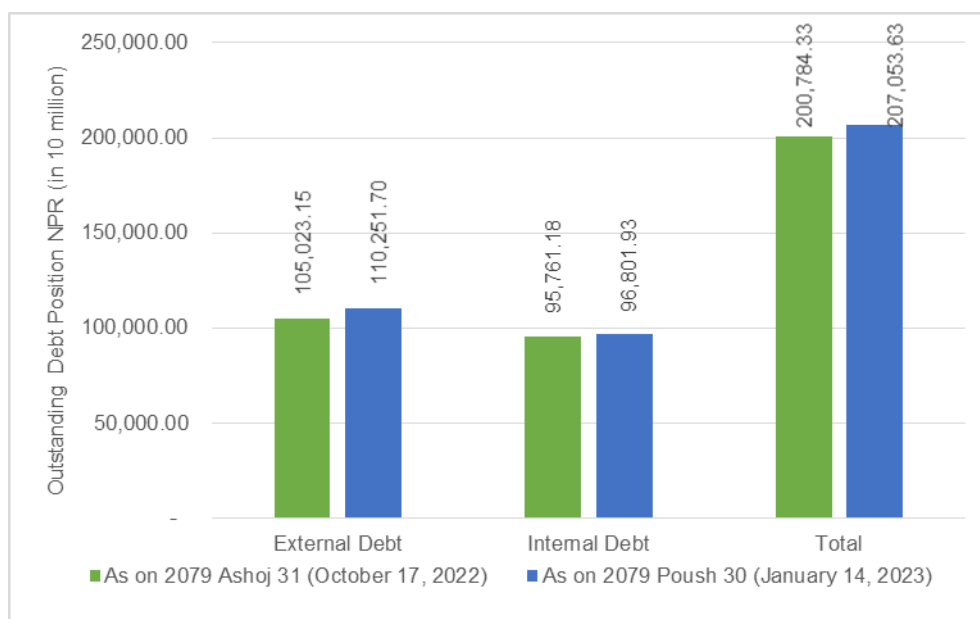
Debt	As on 2079 Ashoj 31 (October 17, 2022)	Transactions during the Quarter (Net)	As on 2079 Poush 30 (January 14, 2023)	Change Percentage
External Debt	105,023.147	5,228.554	110,251.701	4.978
Internal Debt	95,761.182	1,040.750	96,801.932	1.087
Total	200,784.329	6,269.304	207,053.633	3.122

*Internal debt includes 2.6216 billion IMF Value Adjustment and revaluation on 29 April, 2022.

*Internal debt on July 16, 2022 is revised.

During this quarter, total increment of internal debt is NPR 10.40 billion whereas external debt is increased by NPR 52.28 billion. The total outstanding debt is depicted in following Chart no. 1.

Chart no. 1
Debt Position: Total Outstanding Debt



Debt receipt of external debt during this quarter is NPR. 17.27 billion. Principal repayment consists of NPR 8.71 billion. During this quarter internal debt receipt was NPR. 30.00 billion. Repayment of internal debt during the quarter is NPR 19.59 billion for internal debt.

Others include fluctuation in exchange rate has resulted in exchange loss of NPR 43.72 billion during this quarter. Equivalent USD outstanding positing can be found in Annex on report "Donor wise outstanding external debt (In CCY, NPR & USD)".

Table no. 1.1
Transactions during the Quarter
for the period 2079 Kartik 01 to 2079 Poush 30

(NPR in 10 millions)

Debt	Debt Receipt (A)	Principal Repayment (B)	Others (Exchange gain/(loss)) (C)	Net transaction D =A-B-C
External Debt	1,727.217	871.071	(4,372.408)	5,228.554
Internal Debt	3,000.000	1,959.250	-	1,040.750
Total	4,727.217	2,830.321	(4,372.408)	6,269.304

Note: Exchange rate for the 17 October 2022 is \$1= NPR 132.07 and for the 14 January 2023 is \$1= NPR 130.43. Corresponding effect on exchange rate in other commitment currency is also to be considered.

2. Debt to GDP Ratio

At the end of 2nd quarter of FY 2079/80, the total debt to GDP ratio was 42.67 percent whereas external debt to GDP ratio was 22.72 percent and for internal debt to GDP ratio was 19.95 percent. During the last quarter of FY 2079/80 (Ashoj 31), the debt to GDP ratio was 41.38 percent consisting of 21.64 percent on external debt and 19.73 percent on internal debt.

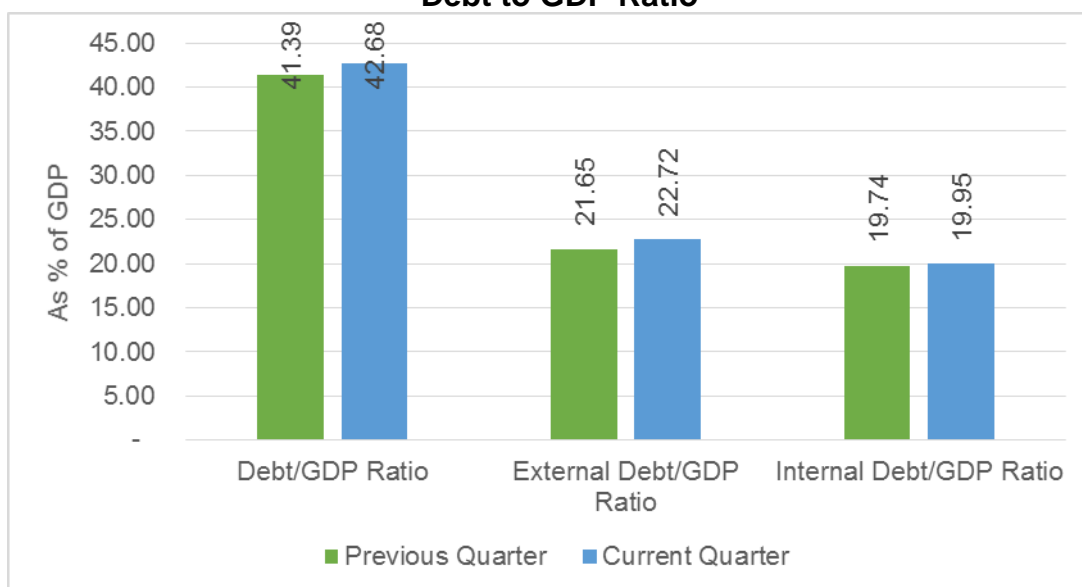
Table no. 2
Debt to GDP Ratio (Percent)

	Previous Quarter Percent of GDP on 2079 Ashoj 31 (October 17, 2022)	Current Quarter Percent of GDP on 2079 Poush 30 (January 14, 2023)
Total Debt	41.385	42.677
External Debt	21.647	22.725
Internal Debt	19.738	19.952
GDP (in billions)	4,851.620	4,851.620

Source: Economic survey, CBS, 2079

Note: Estimated GDP for FY 2079/80 is used for Debt to GDP ratio.

Chart No. 2
Debt to GDP Ratio



3. Receipt of Debt

The total receipt of debt as of the 2nd quarter of Fiscal Year 2079/80 is NPR 47.27 billion. Out of which entire NPR 17.27 billion is received from external sources and NPR 30 billion from internal sources. Out of external debt, 10.11 percent i.e. NPR 1.74 billion is received from multilateral sources and rest 89.88 percent i.e. NPR 15.52 billion is from bilateral sources. During this quarter, NPR 30 billion was received from

internal debt. The rollover of treasury bills (domestic borrowings) is not considered as new issue.

Table no. 3
Receipt of debt during the quarter

for the period 2079 Kartik 01 to 2079 Poush 30

(NPR in 10 millions)

S.N.	Description	Amount	Percentage
1	External Debt	1,727.217	100.000
1.1	Multilateral	174.732	10.116
1.2	Bilateral	1,552.485	89.884
2	Internal Debt	3,000.000	100.000
2.1	Treasury bills	1,500.000	50.000
2.2	Development bonds and Others	1,500.000	50.000
	Total	4,727.217	

Total debt receipt is presented in chart 3 whereas internal debt and external debt receipt is presented in chart 4 and chart 5 respectively.

Chart No. 3
Total Debt Receipt

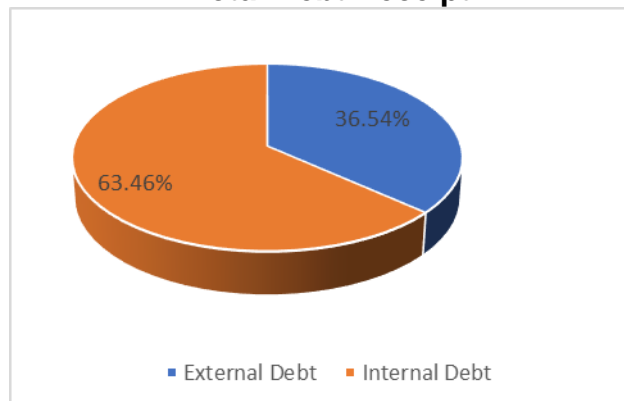


Chart No. 4
Internal Debt

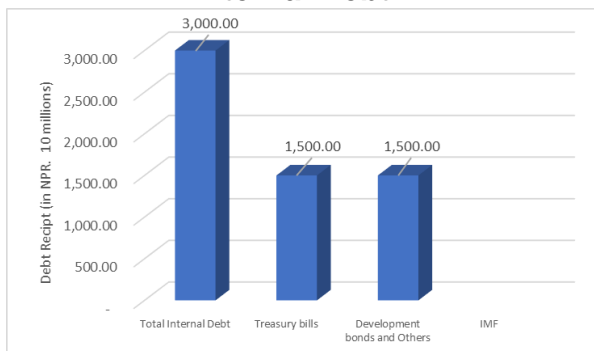
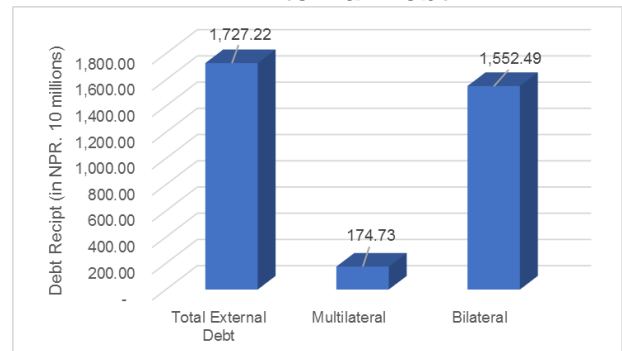


Chart No. 5
External Debt



4. Debt Service

Status of debt servicing in this 2nd quarter is depicted in the Table 4. Total debt servicing during the 2nd quarter of Fiscal Year 2079/80 is NPR 45.61 billion. Out of which NPR 10.36 billion i.e., 22.72 percent is for external debt and remaining NPR 35.25 billion i.e. 77.27 percent is for internal debt.

Table no. 4
Debt Servicing during the Quarter
for the period 2079 Kartik 01 to 2079 Poush 30

(NPR in 10 millions)

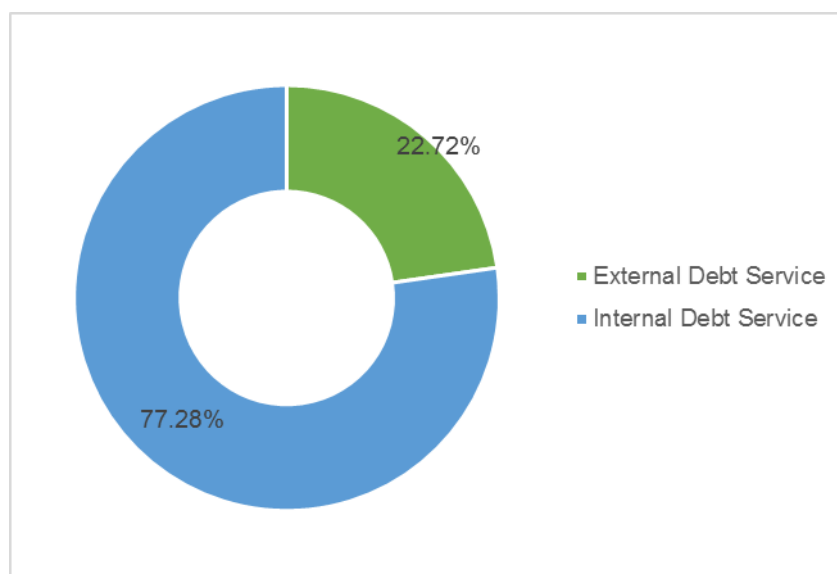
S.N.	Description	Principal Repayment	Interest Payment*	Total	Percent
1	External Debt	871.071	165.394	1,036.465	22.721
2	Internal Debt	1,959.250	1,565.961	3,525.211	77.279
	Total	2,830.321	1,731.355	4,561.676	100.000

* 1) Interest payment of external debt includes grace period interest payment and commitment charges payment.

2) Interest payment of internal debt includes commission payment.

In regard to principal repayment, NPR 8.71 billion has been repaid to the external creditors and NPR 19.59 billion to the internal creditors during the 2nd quarter. Hence, total repayment of principal amounts to NPR 28.30 billion. The total payment of interest is NPR 17.31 billion. Out of which NPR 1.65 billion and NPR 15.65 billion has been paid to external and internal creditors respectively. Percentage of debt servicing is presented in Chart 6.

Chart No. 6
Debt Servicing
As on 2079 Poush 30 (January 14, 2023)



Likewise interest payment, commitment charge and commission are also paid. Commitment charge are paid for external debt and commission are paid for internal debt. Detailed breakdown of interest and other payment is provided in table 5.

Table no. 5
Interest and other payments during the quarter
for the period 2079 Kartik 01 to 2079 Poush 30

(NPR in 10 millions)

Fiscal Year	Kartik	Mangsir	Poush	Total
External				
Interest	35.595	56.364	15.872	107.832
Grace Period Interest	14.682	38.246	4.525	57.453
Interest (Total)	50.277	94.611	20.397	165.284
Commitment Charge	0.110	-	-	0.110
Total (External)	50.387	94.611	20.397	165.394
Internal				
Interest	631.936	444.690	485.060	1,561.686
Commision	4.992	-	-	4.992
Total (Internal)	636.928	444.690	485.060	1,566.678
Grand Total	687.315	539.301	505.457	1,732.073

- This report is based on the data received up to Poush 30, 2079 considering the value dates.

.....
Prepared by
Basanta Raj Poudel
Account Officer

.....
Verified by
Dilaram Giri
Under Secretary

.....
Verified by
Dr. Dilli Raj Aryal
Senior Statistician

.....
Approved by
Chief
Bhumiram sharma
Public Debt Management Office

List of Annexes

1. Donor wise Outstanding External Debt (in commitment currency , NPR & USD)
2. Donor Wise Monthly Disbursement Summary (For Kartik, Mangsir and Poush)
3. Donor Wise Monthly Principal Re-Payment Summary (For Kartik, Mangsir and Poush)
4. Donor Wise Monthly Interest Payment Summary (For Kartik, Mangsir and Poush)
5. Donor Wise Monthly Grace Period Interest Payment Summary (For Kartik, Mangsir and Poush)
6. Donor Wise Monthly Commitment Charge Payment Summary (For Kartik, Mangsir and Poush)



Government of Nepal
Ministry of Finance

Public Debt Management Office

Kathmandu, Nepal

Donorwise Outstanding External Debt (in commitment currency , NPR & USD)

As on :2079-Paush-29 13/01/2023

Fiscal Year:2078/2079

Month:Paush

Sr. No.	Donor Type	Donor	Commit. Currency	Amount (Commitment CCY)	NPR Amount	USD Amount
	Bilateral					
1		BELGIUM	EUR	4,468,039.2700	628,519,084.1109	4,805,559.1720
2		EBK	KRW	59,010,762,090.0000	6,190,228,943.2410	47,329,527.8174
3		EBLCI	USD	284,875,315.9000	37,258,842,566.5610	284,875,315.9000
4		EIBC	CNY	1,824,323,986.5600	35,355,398,859.5328	270,321,881.3329
5		JICA	JPY	54,982,383,591.0000	54,872,418,823.8180	419,545,980.7617
6		KUWAIT	KWD	4,020,062.7140	1,719,581,825.9135	13,147,655.2176
7		NBF	EUR	1,086,764.8400	152,875,210.0428	1,168,860.0814
8		SAUDI	SAR	84,350,740.4300	2,937,092,781.7726	22,456,554.6431
Total of Bilateral					139,114,958,094.9926	1,063,651,334.9261
	Multilateral					
1		AIB	USD	280,750.0000	36,719,292.5000	280,750.0000
2		ADB	USD	624,688,017.3100	81,702,945,783.9749	624,688,017.3100
3		IDA	EUR	345,000.0000	48,531,150.0000	371,061.6255
4		NDF	EUR	13,652,320.1300	1,920,471,872.6871	14,683,629.2735
5		OFID	USD	62,580,166.4800	8,184,859,973.9192	62,580,166.4800
6		IDA	SDR	3,090,001,063.0200	544,947,952,472.6127	4,166,587,296.2200
7		IDA	USD	47,264,783.3300	6,181,761,011.7307	47,264,783.3300
8		IFAD	SDR	53,163,843.0300	9,375,895,611.0063	71,686,639.7355
9		IFAD	USD	8,277,761.7500	1,082,648,459.2825	8,277,761.7500
10		IMF	SDR	256,790,000.0000	45,287,099,215.0000	346,258,117.7078

Sr. No.	Donor Type	Donor	Commit. Currency	Amount (Commitment CCY)	NPR Amount	USD Amount
11		EEC	DKK	294,792.2500	5,574,521.4475	42,621.9241
12		EEC	EUR	1,040,537.5800	146,372,421.3786	1,119,140.7705
13		EEC	GBP	288,779.8700	45,904,448.1352	350,978.2715
14		EIB	USD	42,519,381.6300	5,561,109,923.3877	42,519,381.6300
15		ADB	SDR	1,467,886,185.2200	258,874,205,796.1214	1,979,311,918.3127
Total of Multilateral					963,402,051,953.1838	7,366,022,264.3411
Grand Total					1,102,517,010,048.1764	8,429,673,599.2672



Government of Nepal

Ministry of Finance

Public Debt Management Office

Kathmandu, Nepal

Donor Wise Monthly Disbursement Summary

As on : 2079-Kartik-30 16/11/2022

Fiscal Year: 2079/2080

Month: Kartik

Sr. No.	Donor Short Name	Commit. Currency	Disbursement Position upto Previous Month		Disbursement Position (Current Month)		Total	
			Amount In Commit. Currency	Amount In NPR Currency	Amount In Commit. Currency	Amount In NPR Currency	Amount in Commit. Currency	Amount In NPR Currency
Donor Type			Bilateral					
1	AUSTRIA	EUR	4,279,799.1400	530,737,891.3500	0.0000	0.0000	4,279,799.1400	530,737,891.3500
2	BELGIUM	EUR	17,164,024.3500	2,128,510,659.6400	0.0000	0.0000	17,164,024.3500	2,128,510,659.6400
3	EBK	KRW	75,613,759,770.0000	7,135,569,455.6700	0.0000	0.0000	75,613,759,770.0000	7,135,569,455.6700
4	EBLCI	USD	403,082,793.6600	45,788,471,031.9570	354,879.6000	46,731,061.4856	403,437,673.2600	45,835,202,093.4426
5	EIBC	CNY	1,956,558,536.8700	32,419,442,774.0600	0.0000	0.0000	1,956,558,536.8700	32,419,442,774.0600
6	JICA	JPY	88,169,413,122.0000	89,337,194,550.7500	717,615,018.0000	641,248,573.0500	88,887,028,140.0000	89,978,443,123.8000
7	KUWAIT	KWD	4,870,392.0000	1,826,511,037.0600	0.0000	0.0000	4,870,392.0000	1,826,511,037.0600
8	NBF	EUR	48,509,744.8300	6,015,693,456.4200	0.0000	0.0000	48,509,744.8300	6,015,693,456.4200
9	SAUDI	SAR	131,022,444.7500	4,012,163,341.4091	0.0000	0.0000	131,022,444.7500	4,012,163,341.4091
Total of Bilateral			166,348,660,627.6000	189,194,294,198.3161	717,969,897.6000	687,979,634.5356	167,066,630,525.2000	189,882,273,832.8517
Donor Type			Multilateral					
1	ADB	SDR	2,376,623,329.7800	363,731,985,129.4310	4,737,026.5800	797,688,061.9789	2,381,360,356.3600	364,529,673,191.4099
2	ADB	USD	569,411,886.0200	68,204,069,467.0347	2,738,771.8700	361,205,355.4317	572,150,657.8900	68,565,274,822.4664
3	AIIB	USD	280,750.0000	33,367,137.5000	0.0000	0.0000	280,750.0000	33,367,137.5000
4	EEC	DKK	1,528,000.0000	25,202,832.0000	0.0000	0.0000	1,528,000.0000	25,202,832.0000

Sr. No.	Donor Short Name	Commit. Currency	Disbursement Position upto Previous Month		Disbursement Position (Current Month)		Total	
			Amount In Commit. Currency	Amount In NPR Currency	Amount In Commit. Currency	Amount In NPR Currency	Amount in Commit. Currency	Amount In NPR Currency
5	EEC	EUR	5,391,372.4200	669,903,901.7800	0.0000	0.0000	5,391,372.4200	669,903,901.7800
6	EEC	GBP	1,503,200.0000	208,267,758.7200	0.0000	0.0000	1,503,200.0000	208,267,758.7200
7	EIB	USD	43,920,450.3000	4,933,077,662.7000	0.0000	0.0000	43,920,450.3000	4,933,077,662.7000
8	IDA	EUR	345,000.0000	47,703,150.0000	0.0000	0.0000	345,000.0000	47,703,150.0000
9	IDA	SDR	3,649,639,252.1900	569,482,435,846.6887	5,062,899.9000	858,120,795.5834	3,654,702,152.0900	570,340,556,642.2721
10	IDA	USD	262,068,035.4400	28,773,213,359.2100	0.0000	0.0000	262,068,035.4400	28,773,213,359.2100
11	IFAD	SDR	95,356,522.9800	14,469,441,586.9500	0.0000	0.0000	95,356,522.9800	14,469,441,586.9500
12	IFAD	USD	18,088,261.7400	2,058,284,260.9300	0.0000	0.0000	18,088,261.7400	2,058,284,260.9300
13	IMF	SDR	271,050,000.0000	43,943,635,322.8900	0.0000	0.0000	271,050,000.0000	43,943,635,322.8900
14	NDF	EUR	25,337,128.3600	2,528,744,995.7400	0.0000	0.0000	25,337,128.3600	2,528,744,995.7400
15	OFID	USD	141,636,858.2000	15,903,207,250.1080	0.0000	0.0000	141,636,858.2000	15,903,207,250.1080
Total of Multilateral			7,462,180,047.4300	1,115,012,539,661.6824	12,538,698.3500	2,017,014,212.9940	7,474,718,745.7800	1,117,029,553,874.6764
Grand Total			173,810,840,675.0300	1,304,206,833,859.9985	730,508,595.9500	2,704,993,847.5296	174,541,349,270.9800	1,306,911,827,707.5281



Government of Nepal

Ministry of Finance

Public Debt Management Office

Kathmandu, Nepal

Donor Wise Monthly Disbursement Summary

As on : 2079-Mangsir-29 15/12/2022

Fiscal Year: 2079/2080

Month: Mangsir

Sr. No.	Donor Short Name	Commit. Currency	Disbursement Position upto Previous Month		Disbursement Position (Current Month)		Total	
			Amount In Commit. Currency	Amount In NPR Currency	Amount In Commit. Currency	Amount In NPR Currency	Amount in Commit. Currency	Amount In NPR Currency
Donor Type			Bilateral					
1	AUSTRIA	EUR	4,279,799.1400	530,737,891.3500	0.0000	0.0000	4,279,799.1400	530,737,891.3500
2	BELGIUM	EUR	17,164,024.3500	2,128,510,659.6400	0.0000	0.0000	17,164,024.3500	2,128,510,659.6400
3	EBK	KRW	75,613,759,770.0000	7,135,569,455.6700	0.0000	0.0000	75,613,759,770.0000	7,135,569,455.6700
4	EBLCI	USD	403,437,673.2600	45,835,202,093.4426	1,181,694.0400	155,226,008.4914	404,619,367.3000	45,990,428,101.9340
5	EIBC	CNY	1,956,558,536.8700	32,419,442,774.0600	0.0000	0.0000	1,956,558,536.8700	32,419,442,774.0600
6	JICA	JPY	88,887,028,140.0000	89,978,443,123.8000	276,627,595.0000	262,313,602.3410	89,163,655,735.0000	90,240,756,726.1410
7	KUWAIT	KWD	4,870,392.0000	1,826,511,037.0600	0.0000	0.0000	4,870,392.0000	1,826,511,037.0600
8	NBF	EUR	48,509,744.8300	6,015,693,456.4200	0.0000	0.0000	48,509,744.8300	6,015,693,456.4200
9	SAUDI	SAR	131,022,444.7500	4,012,163,341.4091	0.0000	0.0000	131,022,444.7500	4,012,163,341.4091
Total of Bilateral			167,066,630,525.2000	189,882,273,832.8517	277,809,289.0400	417,539,610.8324	167,344,439,814.2400	190,299,813,443.6841
Donor Type			Multilateral					
1	ADB	SDR	2,381,360,356.3600	364,529,673,191.4099	8,731,160.8500	1,515,438,682.2911	2,390,091,517.2100	366,045,111,873.7010
2	ADB	USD	572,150,657.8900	68,565,274,822.4664	8,704,359.9800	1,144,552,193.9501	580,855,017.8700	69,709,827,016.4165
3	AIIB	USD	280,750.0000	33,367,137.5000	0.0000	0.0000	280,750.0000	33,367,137.5000
4	EEC	DKK	1,528,000.0000	25,202,832.0000	0.0000	0.0000	1,528,000.0000	25,202,832.0000

Sr. No.	Donor Short Name	Commit. Currency	Disbursement Position upto Previous Month		Disbursement Position (Current Month)		Total	
			Amount In Commit. Currency	Amount In NPR Currency	Amount In Commit. Currency	Amount In NPR Currency	Amount in Commit. Currency	Amount In NPR Currency
5	EEC	EUR	5,391,372.4200	669,903,901.7800	0.0000	0.0000	5,391,372.4200	669,903,901.7800
6	EEC	GBP	1,503,200.0000	208,267,758.7200	0.0000	0.0000	1,503,200.0000	208,267,758.7200
7	EIB	USD	43,920,450.3000	4,933,077,662.7000	0.0000	0.0000	43,920,450.3000	4,933,077,662.7000
8	IDA	EUR	345,000.0000	47,703,150.0000	0.0000	0.0000	345,000.0000	47,703,150.0000
9	IDA	SDR	3,654,702,152.0900	570,340,556,642.2721	17,720,916.0800	3,097,255,332.9168	3,672,423,068.1700	573,437,811,975.1889
10	IDA	USD	262,068,035.4400	28,773,213,359.2100	0.0000	0.0000	262,068,035.4400	28,773,213,359.2100
11	IFAD	SDR	95,356,522.9800	14,469,441,586.9500	145,629.0500	25,512,437.5440	95,502,152.0300	14,494,954,024.4940
12	IFAD	USD	18,088,261.7400	2,058,284,260.9300	0.0000	0.0000	18,088,261.7400	2,058,284,260.9300
13	IMF	SDR	271,050,000.0000	43,943,635,322.8900	0.0000	0.0000	271,050,000.0000	43,943,635,322.8900
14	NDF	EUR	25,337,128.3600	2,528,744,995.7400	0.0000	0.0000	25,337,128.3600	2,528,744,995.7400
15	OFID	USD	141,636,858.2000	15,903,207,250.1080	0.0000	0.0000	141,636,858.2000	15,903,207,250.1080
Total of Multilateral			7,474,718,745.7800	1,117,029,553,874.6764	35,302,065.9600	5,782,758,646.7020	7,510,020,811.7400	1,122,812,312,521.3784
Grand Total			174,541,349,270.9800	1,306,911,827,707.5281	313,111,355.0000	6,200,298,257.5344	174,854,460,625.9800	1,313,112,125,965.0625



Government of Nepal

Ministry of Finance

Public Debt Management Office

Kathmandu, Nepal

Donor Wise Monthly Disbursement Summary

As on : 2079-Paush-29 13/01/2023

Fiscal Year: 2078/2079

Month: Paush

Sr. No.	Donor Short Name	Commit. Currency	Disbursement Position upto Previous Month		Disbursement Position (Current Month)		Total	
			Amount In Commit. Currency	Amount In NPR Currency	Amount In Commit. Currency	Amount In NPR Currency	Amount in Commit. Currency	Amount In NPR Currency
Donor Type			Bilateral					
1	AUSTRIA	EUR	4,279,799.1400	530,737,891.3500	0.0000	0.0000	4,279,799.1400	530,737,891.3500
2	BELGIUM	EUR	17,164,024.3500	2,128,510,659.6400	0.0000	0.0000	17,164,024.3500	2,128,510,659.6400
3	EBK	KRW	75,613,759,770.0000	7,135,569,455.6700	0.0000	0.0000	75,613,759,770.0000	7,135,569,455.6700
4	EBLCI	USD	404,619,367.3000	45,990,428,101.9340	2,121,721.6500	278,718,758.3388	406,741,088.9500	46,269,146,860.2728
5	EIBC	CNY	1,956,558,536.8700	32,419,442,774.0600	0.0000	0.0000	1,956,558,536.8700	32,419,442,774.0600
6	JICA	JPY	89,163,655,735.0000	90,240,756,726.1410	159,398,191.0000	157,991,598.7320	89,323,053,926.0000	90,398,748,324.8730
7	KUWAIT	KWD	4,870,392.0000	1,826,511,037.0600	481,751.0740	205,086,249.7125	5,352,143.0740	2,031,597,286.7725
8	NBF	EUR	48,509,744.8300	6,015,693,456.4200	0.0000	0.0000	48,509,744.8300	6,015,693,456.4200
9	SAUDI	SAR	131,022,444.7500	4,012,163,341.4091	0.0000	0.0000	131,022,444.7500	4,012,163,341.4091
Total of Bilateral			167,344,439,814.2400	190,299,813,443.6841	162,001,663.7240	641,796,606.7833	167,506,441,477.9640	190,941,610,050.4674
Donor Type			Multilateral					
1	ADB	SDR	2,390,091,517.2100	366,045,111,873.7010	7,787,573.8900	1,366,300,066.7207	2,397,879,091.1000	367,411,411,940.4217
2	ADB	USD	580,855,017.8700	69,709,827,016.4165	43,832,999.4400	5,782,711,058.5943	624,688,017.3100	75,492,538,075.0108
3	AIIB	USD	280,750.0000	33,367,137.5000	0.0000	0.0000	280,750.0000	33,367,137.5000
4	EEC	DKK	1,528,000.0000	25,202,832.0000	0.0000	0.0000	1,528,000.0000	25,202,832.0000

Sr. No.	Donor Short Name	Commit. Currency	Disbursement Position upto Previous Month		Disbursement Position (Current Month)		Total	
			Amount In Commit. Currency	Amount In NPR Currency	Amount In Commit. Currency	Amount In NPR Currency	Amount in Commit. Currency	Amount In NPR Currency
5	EEC	EUR	5,391,372.4200	669,903,901.7800	0.0000	0.0000	5,391,372.4200	669,903,901.7800
6	EEC	GBP	1,503,200.0000	208,267,758.7200	0.0000	0.0000	1,503,200.0000	208,267,758.7200
7	EIB	USD	43,920,450.3000	4,933,077,662.7000	0.0000	0.0000	43,920,450.3000	4,933,077,662.7000
8	IDA	EUR	345,000.0000	47,703,150.0000	0.0000	0.0000	345,000.0000	47,703,150.0000
9	IDA	SDR	3,672,423,068.1700	573,437,811,975.1889	3,275,313.6400	576,070,811.9443	3,675,698,381.8100	574,013,882,787.1332
10	IDA	USD	262,068,035.4400	28,773,213,359.2100	0.0000	0.0000	262,068,035.4400	28,773,213,359.2100
11	IFAD	SDR	95,502,152.0300	14,494,954,024.4940	0.0000	0.0000	95,502,152.0300	14,494,954,024.4940
12	IFAD	USD	18,088,261.7400	2,058,284,260.9300	0.0000	0.0000	18,088,261.7400	2,058,284,260.9300
13	IMF	SDR	271,050,000.0000	43,943,635,322.8900	0.0000	0.0000	271,050,000.0000	43,943,635,322.8900
14	NDF	EUR	25,337,128.3600	2,528,744,995.7400	0.0000	0.0000	25,337,128.3600	2,528,744,995.7400
15	OFID	USD	141,636,858.2000	15,903,207,250.1080	0.0000	0.0000	141,636,858.2000	15,903,207,250.1080
Total of Multilateral			7,510,020,811.7400	1,122,812,312,521.3784	54,895,886.9700	7,725,081,937.2593	7,564,916,698.7100	1,130,537,394,458.6377
Grand Total			174,854,460,625.9800	1,313,112,125,965.0625	216,897,550.6940	8,366,878,544.0426	175,071,358,176.6740	1,321,479,004,509.1051



Government of Nepal

Ministry of Finance

Public Debt Management Office

Kathmandu, Nepal

Donor Wise Monthly Principal Re-Payment Summary

As on : 2079-Kartik-30 16/11/2022

Fiscal Year: 2079/2080

Month: Kartik

Sr. No.	Donor Short Name	Commit. Currency	Principal Payment Position (up to previous month)		Principal Payment Position (Current Month)		Total	
			Amount In Commit. Currency	Amount In NPR Currency	Amount In Commit. Currency	Amount In NPR Currency	Amount in Commit. Currency	Amount In NPR Currency
Donor Type			Bilateral					
1	AUSTRIA	EUR	4,279,799.1400	490,749,274.8530	0.0000	0.0000	4,279,799.1400	490,749,274.8530
2	BELGIUM	EUR	12,695,985.0800	1,482,724,451.5654	0.0000	0.0000	12,695,985.0800	1,482,724,451.5654
3	EBK	KRW	14,166,210,720.0000	436,274,063,598.9200	1,573,018,000.0000	146,447,975.8000	15,739,228,720.0000	436,420,511,574.7200
4	EBLCI	USD	118,639,966.6000	13,653,939,391.0536	3,225,806.4500	427,870,967.5280	121,865,773.0500	14,081,810,358.5816
5	EIBC	CNY	132,234,550.3100	2,455,377,734.8501	0.0000	0.0000	132,234,550.3100	2,455,377,734.8501
6	JICA	JPY	33,783,459,938.0000	2,428,626,789,653.6840	326,075,000.0000	290,206,750.0000	34,109,534,938.0000	2,428,916,996,403.6840
7	KUWAIT	KWD	1,332,080.3600	325,044,586.3856	0.0000	0.0000	1,332,080.3600	325,044,586.3856
8	NBF	EUR	47,422,979.9900	5,387,271,931.2455	0.0000	0.0000	47,422,979.9900	5,387,271,931.2455
9	SAUDI	SAR	46,671,704.3200	1,865,099,034.5075	0.0000	0.0000	46,671,704.3200	1,865,099,034.5075
Total of Bilateral			48,312,947,723.8000	2,890,561,059,657.0647	1,902,318,806.4500	864,525,693.3280	50,215,266,530.2500	2,891,425,585,350.3927
Donor Type			Multilateral					
10	ADB	SDR	905,416,057.8800	100,104,545,321.3440	10,575,376.0000	1,808,006,320.6496	915,991,433.8800	101,912,551,641.9936
11	EEC	DKK	1,210,287.7500	132,858,923.3456	22,920.0000	409,920.3968	1,233,207.7500	133,268,843.7424
12	EEC	EUR	4,270,103.7200	468,687,931.3706	80,731.1200	10,393,952.9880	4,350,834.8400	479,081,884.3586
13	EEC	GBP	1,191,872.1300	130,843,411.3928	22,548.0000	3,459,555.6672	1,214,420.1300	134,302,967.0600

Sr. No.	Donor Short Name	Commit. Currency	Principal Payment Position (up to previous month)		Principal Payment Position (Current Month)		Total	
			Amount In Commit. Currency	Amount In NPR Currency	Amount In Commit. Currency	Amount In NPR Currency	Amount in Commit. Currency	Amount In NPR Currency
14	EIB	USD	1,401,068.6700	181,588,338.9216	0.0000	0.0000	1,401,068.6700	181,588,338.9216
15	IDA	SDR	570,346,725.9500	63,204,023,102.2141	6,062,494.1700	1,036,336,364.3320	576,409,220.1200	64,240,359,466.5461
16	IDA	USD	213,148,900.1100	23,434,826,007.0151	890,418.0000	117,137,273.7600	214,039,318.1100	23,551,963,280.7751
17	IFAD	SDR	41,238,278.0000	4,536,712,043.2043	76,049.0000	12,739,419.8712	41,314,327.0000	4,549,451,463.0755
18	IFAD	USD	9,666,499.9900	1,062,168,018.9004	144,000.0000	18,766,080.0000	9,810,499.9900	1,080,934,098.9004
19	IMF	SDR	14,260,000.0000	1,724,688,534.0000	0.0000	0.0000	14,260,000.0000	1,724,688,534.0000
20	NDF	EUR	11,172,872.5300	1,358,317,628.8735	511,935.7000	67,503,841.4020	11,684,808.2300	1,425,821,470.2755
21	OFID	USD	77,219,981.7200	8,644,901,821.3255	333,330.0000	43,439,565.6000	77,553,311.7200	8,688,341,386.9255
Total of Multilateral			1,850,542,648.4500	204,984,161,081.9075	18,719,801.9900	3,118,192,294.6668	1,869,262,450.4400	208,102,353,376.5743
Grand Total			50,163,490,372.2500	3,095,545,220,738.9722	1,921,038,608.4400	3,982,717,987.9948	52,084,528,980.6900	3,099,527,938,726.9670



Government of Nepal

Ministry of Finance

Public Debt Management Office

Kathmandu, Nepal

Donor Wise Monthly Principal Re-Payment Summary

As on : 2079-Mangsir-29 15/12/2022

Fiscal Year: 2079/2080

Month: Mangsir

Sr. No.	Donor Short Name	Commit. Currency	Principal Payment Position (up to previous month)		Principal Payment Position (Current Month)		Total	
			Amount In Commit. Currency	Amount In NPR Currency	Amount In Commit. Currency	Amount In NPR Currency	Amount in Commit. Currency	Amount In NPR Currency
Donor Type			Bilateral					
1	AUSTRIA	EUR	4,279,799.1400	490,749,274.8530	0.0000	0.0000	4,279,799.1400	490,749,274.8530
2	BELGIUM	EUR	12,695,985.0800	1,482,724,451.5654	0.0000	0.0000	12,695,985.0800	1,482,724,451.5654
3	EBK	KRW	15,739,228,720.0000	436,420,511,574.7200	863,768,960.0000	86,968,677.1080	16,602,997,680.0000	436,507,480,251.8280
4	EBLCI	USD	121,865,773.0500	14,081,810,358.5816	0.0000	0.0000	121,865,773.0500	14,081,810,358.5816
5	EIBC	CNY	132,234,550.3100	2,455,377,734.8501	0.0000	0.0000	132,234,550.3100	2,455,377,734.8501
6	JICA	JPY	34,109,534,938.0000	2,428,916,996,403.6840	231,135,397.0000	223,515,343.6630	34,340,670,335.0000	2,429,140,511,747.3470
7	KUWAIT	KWD	1,332,080.3600	325,044,586.3856	0.0000	0.0000	1,332,080.3600	325,044,586.3856
8	NBF	EUR	47,422,979.9900	5,387,271,931.2455	0.0000	0.0000	47,422,979.9900	5,387,271,931.2455
9	SAUDI	SAR	46,671,704.3200	1,865,099,034.5075	0.0000	0.0000	46,671,704.3200	1,865,099,034.5075
Total of Bilateral			50,215,266,530.2500	2,891,425,585,350.3927	1,094,904,357.0000	310,484,020.7710	51,310,170,887.2500	2,891,736,069,371.1637
Donor Type			Multilateral					
10	ADB	SDR	915,991,433.8800	101,488,747,740.6640	9,887,300.0000	1,667,954,506.6610	925,878,733.8800	103,156,702,247.3250
11	EEC	DKK	1,233,207.7500	135,901,782.5456	0.0000	0.0000	1,233,207.7500	135,901,782.5456
12	EEC	EUR	4,350,834.8400	479,405,794.8618	0.0000	0.0000	4,350,834.8400	479,405,794.8618
13	EEC	GBP	1,214,420.1300	133,836,883.8728	0.0000	0.0000	1,214,420.1300	133,836,883.8728

Sr. No.	Donor Short Name	Commit. Currency	Principal Payment Position (up to previous month)		Principal Payment Position (Current Month)		Total	
			Amount In Commit. Currency	Amount In NPR Currency	Amount In Commit. Currency	Amount In NPR Currency	Amount in Commit. Currency	Amount In NPR Currency
14	EIB	USD	1,401,068.6700	181,588,338.9216	0.0000	0.0000	1,401,068.6700	181,588,338.9216
15	IDA	SDR	576,409,220.1200	64,002,008,601.8805	8,260,945.6700	1,392,119,693.6202	584,670,165.7900	65,394,128,295.5007
16	IDA	USD	214,039,318.1100	23,551,963,280.7751	763,934.0000	101,022,632.1600	214,803,252.1100	23,652,985,912.9351
17	IFAD	SDR	41,314,327.0000	4,546,622,748.8843	1,023,982.0000	177,934,858.9332	42,338,309.0000	4,724,557,607.8175
18	IFAD	USD	9,810,499.9900	1,080,934,098.9004	0.0000	0.0000	9,810,499.9900	1,080,934,098.9004
19	IMF	SDR	14,260,000.0000	1,724,688,534.0000	0.0000	0.0000	14,260,000.0000	1,724,688,534.0000
20	NDF	EUR	11,684,808.2300	1,425,821,470.2755	0.0000	0.0000	11,684,808.2300	1,425,821,470.2755
21	OFID	USD	77,553,311.7200	8,688,341,386.9255	1,503,380.0000	198,806,971.2000	79,056,691.7200	8,887,148,358.1255
Total of Multilateral			1,869,262,450.4400	207,439,860,662.5071	21,439,541.6700	3,537,838,662.5744	1,890,701,992.1100	210,977,699,325.0815
Grand Total			52,084,528,980.6900	3,098,865,446,012.8998	1,116,343,898.6700	3,848,322,683.3454	53,200,872,879.3600	3,102,713,768,696.2452



Government of Nepal

Ministry of Finance

Public Debt Management Office

Kathmandu, Nepal

Donor Wise Monthly Principal Re-Payment Summary

As on : 2079-Paush-29 13/01/2023

Fiscal Year: 2078/2079

Month: Paush

Sr. No.	Donor Short Name	Commit. Currency	Principal Payment Position (up to previous month)		Principal Payment Position (Current Month)		Total	
			Amount In Commit. Currency	Amount In NPR Currency	Amount In Commit. Currency	Amount In NPR Currency	Amount in Commit. Currency	Amount In NPR Currency
Donor Type			Bilateral					
1	AUSTRIA	EUR	4,279,799.1400	490,749,274.8530	0.0000	0.0000	4,279,799.1400	490,749,274.8530
2	BELGIUM	EUR	12,695,985.0800	1,482,724,451.5654	0.0000	0.0000	12,695,985.0800	1,482,724,451.5654
3	EBK	KRW	16,602,997,680.0000	436,507,480,251.8280	0.0000	0.0000	16,602,997,680.0000	436,507,480,251.8280
4	EBLCI	USD	121,865,773.0500	14,081,810,358.5816	0.0000	0.0000	121,865,773.0500	14,081,810,358.5816
5	EIBC	CNY	132,234,550.3100	2,455,377,734.8501	0.0000	0.0000	132,234,550.3100	2,455,377,734.8501
6	JICA	JPY	34,340,670,335.0000	2,429,140,511,747.3470	0.0000	0.0000	34,340,670,335.0000	2,429,140,511,747.3470
7	KUWAIT	KWD	1,332,080.3600	325,044,586.3856	0.0000	0.0000	1,332,080.3600	325,044,586.3856
8	NBF	EUR	47,422,979.9900	5,387,271,931.2455	0.0000	0.0000	47,422,979.9900	5,387,271,931.2455
9	SAUDI	SAR	46,671,704.3200	1,865,099,034.5075	0.0000	0.0000	46,671,704.3200	1,865,099,034.5075
Total of Bilateral			51,310,170,887.2500	2,891,736,069,371.1637	0.0000	0.0000	51,310,170,887.2500	2,891,736,069,371.1637
Donor Type			Multilateral					
10	ADB	SDR	925,878,733.8800	102,795,640,218.6640	4,114,172.0000	704,436,139.0698	929,992,905.8800	103,500,076,357.7338
11	EEC	DKK	1,233,207.7500	135,901,782.5456	0.0000	0.0000	1,233,207.7500	135,901,782.5456
12	EEC	EUR	4,350,834.8400	479,405,794.8618	0.0000	0.0000	4,350,834.8400	479,405,794.8618
13	EEC	GBP	1,214,420.1300	133,836,883.8728	0.0000	0.0000	1,214,420.1300	133,836,883.8728

Sr. No.	Donor Short Name	Commit. Currency	Principal Payment Position (up to previous month)		Principal Payment Position (Current Month)		Total	
			Amount In Commit. Currency	Amount In NPR Currency	Amount In Commit. Currency	Amount In NPR Currency	Amount in Commit. Currency	Amount In NPR Currency
14	EIB	USD	1,401,068.6700	181,588,338.9216	0.0000	0.0000	1,401,068.6700	181,588,338.9216
15	IDA	SDR	584,670,165.7900	65,092,096,944.6247	1,027,153.0000	175,233,185.8941	585,697,318.7900	65,267,330,130.5188
16	IDA	USD	214,803,252.1100	23,652,985,912.9351	0.0000	0.0000	214,803,252.1100	23,652,985,912.9351
17	IFAD	SDR	42,338,309.0000	4,681,892,949.3143	0.0000	0.0000	42,338,309.0000	4,681,892,949.3143
18	IFAD	USD	9,810,499.9900	1,080,934,098.9004	0.0000	0.0000	9,810,499.9900	1,080,934,098.9004
19	IMF	SDR	14,260,000.0000	1,724,688,534.0000	0.0000	0.0000	14,260,000.0000	1,724,688,534.0000
20	NDF	EUR	11,684,808.2300	1,425,821,470.2755	0.0000	0.0000	11,684,808.2300	1,425,821,470.2755
21	OFID	USD	79,056,691.7200	8,887,148,358.1255	0.0000	0.0000	79,056,691.7200	8,887,148,358.1255
Total of Multilateral			1,890,701,992.1100	210,271,941,287.0413	5,141,325.0000	879,669,324.9639	1,895,843,317.1100	211,151,610,612.0052
Grand Total			53,200,872,879.3600	3,102,008,010,658.2050	5,141,325.0000	879,669,324.9639	53,206,014,204.3600	3,102,887,679,983.1689



Government of Nepal

Ministry of Finance

Public Debt Management Office

Kathmandu, Nepal

Donor Wise Monthly Interest Payment Summary

As on : 2079-Kartik-30 16/11/2022

Fiscal Year: 2079/2080

Month: Kartik

			Interest Payment Position upto Previous Month		Interest Payment Position (Current Month)		Total	
Sr. No.	Donor Short Name	Commit. Currency	Amount In Commit. Currency	Amount In NPR Currency	Amount In Commit. Currency	Amount In NPR Currency	Amount in Commit. Currency	Amount In NPR Currency
Donor Type			Bilateral					
1	AUSTRIA	EUR	0.0800	9.7881	0.0000	0.0000	0.0800	9.7881
2	BELGIUM	EUR	103,535.4700	11,384,766.1036	0.0000	0.0000	103,535.4700	11,384,766.1036
3	EBK	KRW	2,649,061,755.0000	166,724,694,988.7746	130,129,520.0000	12,115,058.3120	2,779,191,275.0000	166,736,810,047.0866
4	EBLCI	USD	8,205,994.2100	993,515,231.6680	0.0000	0.0000	8,205,994.2100	993,515,231.6680
5	EIBC	CNY	31,299,757.5200	580,972,810.1730	0.0000	0.0000	31,299,757.5200	580,972,810.1730
6	JICA	JPY	5,829,145,670.2300	552,054,094,345.6430	14,713,576.0000	13,095,082.6400	5,843,859,246.2300	552,067,189,428.2830
7	KUWAIT	KWD	337,822.3300	68,122,649.9713	0.0000	0.0000	337,822.3300	68,122,649.9713
8	NBF	EUR	21,327,343.7000	2,355,283,913.6652	0.0000	0.0000	21,327,343.7000	2,355,283,913.6652
9	SAUDI	SAR	6,533,084.8200	330,197,221.6284	0.0000	0.0000	6,533,084.8200	330,197,221.6284
Total of Bilateral			8,546,014,963.3600	723,118,265,937.4152	144,843,096.0000	25,210,140.9520	8,690,858,059.3600	723,143,476,078.3672
Donor Type			Multilateral					
1	ADB	SDR	215,242,160.7200	33,117,172,176.0735	1,045,596.5000	178,571,495.9408	216,287,757.2200	33,295,743,672.0143
2	EEC	DKK	338,011.5400	33,959,518.4641	1,203.3600	3.9828	339,214.9000	33,959,522.4469
3	EEC	EUR	1,183,945.8400	129,567,720.4902	4,238.4000	3.9828	1,188,184.2400	129,567,724.4730
4	EEC	GBP	364,529.3700	40,323,318.1835	1,183.8000	3.9828	365,713.1700	40,323,322.1663

Sr. No.	Donor Short Name	Commit. Currency	Interest Payment Position upto Previous Month		Interest Payment Position (Current Month)		Total	
			Amount In Commit. Currency	Amount In NPR Currency	Amount In Commit. Currency	Amount In NPR Currency	Amount in Commit. Currency	Amount In NPR Currency
5	EIB	USD	444,603.6100	57,494,141.4968	0.0000	0.0000	444,603.6100	57,494,141.4968
6	IDA	SDR	165,822,268.0100	25,427,547,816.6120	791,893.4300	134,669,389.9552	166,614,161.4400	25,562,217,206.5672
7	IDA	USD	56,067,327.2300	6,154,054,522.5827	34,401.2800	4,532,584.8096	56,101,728.5100	6,158,587,107.3923
8	IFAD	SDR	11,292,578.3000	1,725,717,026.2537	7,224.8800	1,210,283.1432	11,299,803.1800	1,726,927,309.3969
9	IFAD	USD	2,435,497.4500	267,193,862.7058	9,358.8100	1,219,640.1192	2,444,856.2600	268,413,502.8250
10	IMF	SDR	0.0000	0.0000	0.0000	0.0000	0.0000	0.0000
11	NDF	EUR	3,533,027.6500	408,869,212.8368	52,974.6000	6,985,230.7560	3,586,002.2500	415,854,443.5928
12	OFID	USD	12,555,328.9900	1,405,610,185.9737	27,252.5800	3,551,556.2256	12,582,581.5700	1,409,161,742.1993
Total of Multilateral			469,279,278.7100	68,767,509,501.6728	1,975,327.6400	330,740,192.8980	471,254,606.3500	69,098,249,694.5708
Grand Total			9,015,294,242.0700	791,885,775,439.0880	146,818,423.6400	355,950,333.8500	9,162,112,665.7100	792,241,725,772.9380



Government of Nepal

Ministry of Finance

Public Debt Management Office

Kathmandu, Nepal

Donor Wise Monthly Interest Payment Summary

As on : 2079-Mangsir-29 15/12/2022

Fiscal Year: 2079/2080

Month: Mangsir

Sr. No.	Donor Short Name	Commit. Currency	Interest Payment Position upto Previous Month		Interest Payment Position (Current Month)		Total	
			Amount In Commit. Currency	Amount In NPR Currency	Amount In Commit. Currency	Amount In NPR Currency	Amount in Commit. Currency	Amount In NPR Currency
Donor Type			Bilateral					
1	AUSTRIA	EUR	0.0800	9.7881	0.0000	0.0000	0.0800	9.7881
2	BELGIUM	EUR	103,535.4700	11,384,766.1036	0.0000	0.0000	103,535.4700	11,384,766.1036
3	EBK	KRW	2,779,191,275.0000	166,736,810,047.0866	121,617,430.0000	12,364,113.7140	2,900,808,705.0000	166,749,174,160.8006
4	EBLCI	USD	8,205,994.2100	993,515,231.6680	0.0000	0.0000	8,205,994.2100	993,515,231.6680
5	EIBC	CNY	31,299,757.5200	580,972,810.1730	0.0000	0.0000	31,299,757.5200	580,972,810.1730
6	JICA	JPY	5,843,859,246.2300	552,067,189,428.2830	13,344,187.0000	12,952,401.2530	5,857,203,433.2300	552,080,141,829.5360
7	KUWAIT	KWD	337,822.3300	68,122,649.9713	0.0000	0.0000	337,822.3300	68,122,649.9713
8	NBF	EUR	21,327,343.7000	2,355,283,913.6652	0.0000	0.0000	21,327,343.7000	2,355,283,913.6652
9	SAUDI	SAR	6,533,084.8200	330,197,221.6284	0.0000	0.0000	6,533,084.8200	330,197,221.6284
Total of Bilateral			8,690,858,059.3600	723,143,476,078.3672	134,961,617.0000	25,316,514.9670	8,825,819,676.3600	723,168,792,593.3342
Donor Type			Multilateral					
1	ADB	SDR	216,287,757.2200	33,295,743,672.0143	1,448,505.8700	244,503,742.2888	217,736,263.0900	33,540,247,414.3031
2	EEC	DKK	339,214.9000	33,959,522.4469	0.0000	0.0000	339,214.9000	33,959,522.4469
3	EEC	EUR	1,188,184.2400	129,567,724.4730	0.0000	0.0000	1,188,184.2400	129,567,724.4730
4	EEC	GBP	365,713.1700	40,323,322.1663	0.0000	0.0000	365,713.1700	40,323,322.1663

Sr. No.	Donor Short Name	Commit. Currency	Interest Payment Position upto Previous Month		Interest Payment Position (Current Month)		Total	
			Amount In Commit. Currency	Amount In NPR Currency	Amount In Commit. Currency	Amount In NPR Currency	Amount in Commit. Currency	Amount In NPR Currency
5	EIB	USD	444,603.6100	57,494,141.4968	0.0000	0.0000	444,603.6100	57,494,141.4968
6	IDA	SDR	166,614,161.4400	25,562,217,206.5672	1,345,367.1800	226,953,407.4930	167,959,528.6200	25,789,170,614.0602
7	IDA	USD	56,101,728.5100	6,158,587,107.3923	41,786.3000	5,525,820.3120	56,143,514.8100	6,164,112,927.7043
8	IFAD	SDR	11,299,803.1800	1,726,927,309.3969	156,702.9800	27,230,632.3670	11,456,506.1600	1,754,157,941.7639
9	IFAD	USD	2,444,856.2600	268,413,502.8250	0.0000	0.0000	2,444,856.2600	268,413,502.8250
10	IMF	SDR	0.0000	0.0000	0.0000	0.0000	0.0000	0.0000
11	NDF	EUR	3,586,002.2500	415,854,443.5928	0.0000	0.0000	3,586,002.2500	415,854,443.5928
12	OFID	USD	12,582,581.5700	1,409,161,742.1993	257,971.5100	34,114,152.4824	12,840,553.0800	1,443,275,894.6817
Total of Multilateral			471,254,606.3500	69,098,249,694.5708	3,250,333.8400	538,327,754.9432	474,504,940.1900	69,636,577,449.5140
Grand Total			9,162,112,665.7100	792,241,725,772.9380	138,211,950.8400	563,644,269.9102	9,300,324,616.5500	792,805,370,042.8482



Government of Nepal

Ministry of Finance

Public Debt Management Office

Kathmandu, Nepal

Donor Wise Monthly Interest Payment Summary

As on : 2079-Paush-29 13/01/2023

Fiscal Year: 2078/2079

Month: Paush

			Interest Payment Position upto Previous Month		Interest Payment Position (Current Month)		Total	
Sr. No.	Donor Short Name	Commit. Currency	Amount In Commit. Currency	Amount In NPR Currency	Amount In Commit. Currency	Amount In NPR Currency	Amount in Commit. Currency	Amount In NPR Currency
Donor Type			Bilateral					
1	AUSTRIA	EUR	0.0800	9.7881	0.0000	0.0000	0.0800	9.7881
2	BELGIUM	EUR	103,535.4700	11,384,766.1036	0.0000	0.0000	103,535.4700	11,384,766.1036
3	EBK	KRW	2,900,808,705.0000	166,749,174,160.8006	0.0000	0.0000	2,900,808,705.0000	166,749,174,160.8006
4	EBLCI	USD	8,205,994.2100	993,515,231.6680	0.0000	0.0000	8,205,994.2100	993,515,231.6680
5	EIBC	CNY	31,299,757.5200	580,972,810.1730	0.0000	0.0000	31,299,757.5200	580,972,810.1730
6	JICA	JPY	5,857,203,433.2300	552,080,141,829.5360	0.0000	0.0000	5,857,203,433.2300	552,080,141,829.5360
7	KUWAIT	KWD	337,822.3300	68,122,649.9713	0.0000	0.0000	337,822.3300	68,122,649.9713
8	NBF	EUR	21,327,343.7000	2,355,283,913.6652	0.0000	0.0000	21,327,343.7000	2,355,283,913.6652
9	SAUDI	SAR	6,533,084.8200	330,197,221.6284	0.0000	0.0000	6,533,084.8200	330,197,221.6284
Total of Bilateral			8,825,819,676.3600	723,168,792,593.3342	0.0000	0.0000	8,825,819,676.3600	723,168,792,593.3342
Donor Type			Multilateral					
1	ADB	SDR	217,736,263.0900	33,540,247,414.3031	852,900.1000	146,035,133.5413	218,589,163.1900	33,686,282,547.8444
2	EEC	DKK	339,214.9000	33,959,522.4469	0.0000	0.0000	339,214.9000	33,959,522.4469
3	EEC	EUR	1,188,184.2400	129,567,724.4730	0.0000	0.0000	1,188,184.2400	129,567,724.4730
4	EEC	GBP	365,713.1700	40,323,322.1663	0.0000	0.0000	365,713.1700	40,323,322.1663

Sr. No.	Donor Short Name	Commit. Currency	Interest Payment Position upto Previous Month		Interest Payment Position (Current Month)		Total	
			Amount In Commit. Currency	Amount In NPR Currency	Amount In Commit. Currency	Amount In NPR Currency	Amount in Commit. Currency	Amount In NPR Currency
5	EIB	USD	444,603.6100	57,494,141.4968	0.0000	0.0000	444,603.6100	57,494,141.4968
6	IDA	SDR	167,959,528.6200	25,789,170,614.0602	74,364.3000	12,686,611.6479	168,033,892.9200	25,801,857,225.7081
7	IDA	USD	56,143,514.8100	6,164,112,927.7043	0.0000	0.0000	56,143,514.8100	6,164,112,927.7043
8	IFAD	SDR	11,456,506.1600	1,754,157,941.7639	0.0000	0.0000	11,456,506.1600	1,754,157,941.7639
9	IFAD	USD	2,444,856.2600	268,413,502.8250	0.0000	0.0000	2,444,856.2600	268,413,502.8250
10	IMF	SDR	0.0000	0.0000	0.0000	0.0000	0.0000	0.0000
11	NDF	EUR	3,586,002.2500	415,854,443.5928	0.0000	0.0000	3,586,002.2500	415,854,443.5928
12	OFID	USD	12,840,553.0800	1,443,275,894.6817	0.0000	0.0000	12,840,553.0800	1,443,275,894.6817
Total of Multilateral			474,504,940.1900	69,636,577,449.5140	927,264.4000	158,721,745.1892	475,432,204.5900	69,795,299,194.7032
Grand Total			9,300,324,616.5500	792,805,370,042.8482	927,264.4000	158,721,745.1892	9,301,251,880.9500	792,964,091,788.0374



Government of Nepal

Ministry of Finance

Public Debt Management Office

Kathmandu, Nepal

Donor Wise Monthly Grace Period Interest Payment Summary

As on : 2079-Kartik-30 16/11/2022

Fiscal Year: 2079/2080

Month: Kartik

Sr. No.	Donor Short Name	Commit. Currency	Grace Period Interest Payment Position				Total	
			Upto Previous Month		Current Month		Amount in Commit. Currency	Amount In NPR Currency
			Amount In Commit. Currency	Amount In NPR Currency	Amount In Commit. Currency	Amount In NPR Currency		
1	ADB	SDR	16,272,567.9600	2,743,520,785.6633	0.0000	0.0000	16,272,567.9600	2,783,777,491.5395
2	ADB	USD	6,717,555.5600	887,187,562.8092	125,000.0000	16,595,000.0000	6,842,555.5600	889,942,776.1336
3	AIIB	USD	234,584.7800	30,981,611.8946	0.0000	0.0000	234,584.7800	30,510,096.4868
4	EBK	KRW	2,176,765,931.0000	199,391,759.2796	0.0000	0.0000	2,176,765,931.0000	215,717,503.7621
5	EBLCI	USD	13,500,609.3000	1,783,025,470.2510	223,729.9500	29,738,184.9540	13,724,339.2500	1,784,987,562.8550
6	EIB	EUR	0.0100	1.2839	0.0000	0.0000	0.0100	1.3533
7	EIB	USD	1,537,281.2100	203,028,729.4047	0.0000	0.0000	1,537,281.2100	199,938,794.1726
8	EIBC	CNY	96,332,963.9700	1,769,636,548.1289	0.0000	0.0000	96,332,963.9700	1,780,233,174.1656
9	IDA	EUR	680,422.1500	87,359,399.8385	0.0000	0.0000	680,422.1500	92,081,529.5595
10	IDA	SDR	70,948,805.1700	11,961,819,559.1711	589,276.0700	99,703,274.1696	71,538,081.2400	12,238,148,326.2730
11	IDA	USD	50,253.9900	6,637,044.4593	5,981.2400	779,475.1968	56,235.2300	7,313,954.0138
12	IFAD	SDR	990,544.8200	167,003,776.5079	0.0000	0.0000	990,544.8200	169,454,285.3381
13	IFAD	USD	58,793.2700	7,764,827.1689	0.0000	0.0000	58,793.2700	7,646,652.6962
14	JICA	JPY	21,334,652.0000	18,945,170.9760	0.0000	0.0000	21,334,652.0000	19,947,899.6200
15	KUWAIT	KWD	183,198.8240	77,960,259.5532	0.0000	0.0000	183,198.8240	77,425,318.9871

Sr. No.	Donor Short Name	Commit. Currency	Grace Period Interest Payment Position				Total	
			Upto Previous Month		Current Month			
			Amount In Commit. Currency	Amount In NPR Currency	Amount In Commit. Currency	Amount In NPR Currency	Amount in Commit. Currency	Amount In NPR Currency
16	OFID	USD	829,345.0400	109,531,599.4328	0.0000	0.0000	829,345.0400	107,864,615.9024
17	SAUDI	SAR	726,811.4500	25,547,422.4675	0.0000	0.0000	726,811.4500	25,147,676.1700
Grand Total			2,407,164,320.5040	20,079,341,528.2904	943,987.2600	146,815,934.3204	2,408,108,307.7640	20,430,137,659.0286



Government of Nepal

Ministry of Finance

Public Debt Management Office

Kathmandu, Nepal

Donor Wise Monthly Grace Period Interest Payment Summary

As on : 2079-Mangsir-29 15/12/2022

Fiscal Year: 2079/2080

Month: Mangsir

Sr. No.	Donor Short Name	Commit. Currency	Grace Period Interest Payment Position				Total	
			Upto Previous Month		Current Month		Amount in Commit. Currency	Amount In NPR Currency
			Amount In Commit. Currency	Amount In NPR Currency	Amount In Commit. Currency	Amount In NPR Currency		
1	ADB	SDR	16,272,567.9600	2,783,777,491.5395	765,210.7400	128,666,776.7986	17,037,778.7000	2,998,415,633.6318
2	ADB	USD	6,842,555.5600	889,942,776.1336	0.0000	0.0000	6,842,555.5600	904,859,547.2544
3	AIIB	USD	234,584.7800	30,510,096.4868	0.0000	0.0000	234,584.7800	31,021,491.3072
4	EBK	KRW	2,176,765,931.0000	215,717,503.7621	0.0000	0.0000	2,176,765,931.0000	222,683,154.7413
5	EBLCI	USD	13,724,339.2500	1,784,987,562.8550	0.0000	0.0000	13,724,339.2500	1,814,906,622.4200
6	EIB	EUR	0.0100	1.3533	0.0000	0.0000	0.0100	1.4093
7	EIB	USD	1,537,281.2100	199,938,794.1726	0.0000	0.0000	1,537,281.2100	203,290,067.2104
8	EIBC	CNY	96,332,963.9700	1,780,233,174.1656	0.0000	0.0000	96,332,963.9700	1,834,179,633.9888
9	IDA	EUR	680,422.1500	92,081,529.5595	0.0000	0.0000	680,422.1500	95,891,893.5995
10	IDA	SDR	71,538,081.2400	12,238,148,326.2730	1,481,009.5800	247,705,361.8860	73,019,090.8200	12,850,359,622.7758
11	IDA	USD	56,235.2300	7,313,954.0138	0.0000	0.0000	56,235.2300	7,436,546.8152
12	IFAD	SDR	990,544.8200	169,454,285.3381	35,056.7100	6,092,730.5472	1,025,601.5300	180,491,818.5390
13	IFAD	USD	58,793.2700	7,646,652.6962	0.0000	0.0000	58,793.2700	7,774,822.0248
14	JICA	JPY	21,334,652.0000	19,947,899.6200	0.0000	0.0000	21,334,652.0000	20,886,624.3080
15	KUWAIT	KWD	183,198.8240	77,425,318.9871	0.0000	0.0000	183,198.8240	79,028,308.6971

Sr. No.	Donor Short Name	Commit. Currency	Grace Period Interest Payment Position				Total	
			Upto Previous Month		Current Month			
			Amount In Commit. Currency	Amount In NPR Currency	Amount In Commit. Currency	Amount In NPR Currency	Amount in Commit. Currency	Amount In NPR Currency
16	OFID	USD	829,345.0400	107,864,615.9024	0.0000	0.0000	829,345.0400	109,672,588.0896
17	SAUDI	SAR	726,811.4500	25,147,676.1700	0.0000	0.0000	726,811.4500	25,561,958.6965
Grand Total			2,408,108,307.7640	20,430,137,659.0286	2,281,277.0300	382,464,869.2318	2,410,389,584.7940	21,386,460,335.5087



Government of Nepal

Ministry of Finance

Public Debt Management Office

Kathmandu, Nepal

Donor Wise Monthly Grace Period Interest Payment Summary

As on : 2079-Paush-29 13/01/2023

Fiscal Year: 2078/2079

Month: Paush

Sr. No.	Donor Short Name	Commit. Currency	Grace Period Interest Payment Position				Total	
			Upto Previous Month		Current Month		Amount in Commit. Currency	Amount In NPR Currency
			Amount In Commit. Currency	Amount In NPR Currency	Amount In Commit. Currency	Amount In NPR Currency		
1	ADB	SDR	17,037,778.7000	2,998,415,633.6318	0.0000	0.0000	17,037,778.7000	3,004,757,094.8640
2	ADB	USD	6,842,555.5600	904,859,547.2544	0.0000	0.0000	6,842,555.5600	894,937,841.6924
3	AIIB	USD	234,584.7800	31,021,491.3072	0.0000	0.0000	234,584.7800	30,681,343.3762
4	EBK	KRW	2,176,765,931.0000	222,683,154.7413	0.0000	0.0000	2,176,765,931.0000	228,342,746.1619
5	EBLCI	USD	13,724,339.2500	1,814,906,622.4200	0.0000	0.0000	13,724,339.2500	1,795,006,330.5075
6	EIB	EUR	0.0100	1.4093	0.0000	0.0000	0.0100	1.4067
7	EIB	USD	1,537,281.2100	203,290,067.2104	0.0000	0.0000	1,537,281.2100	201,061,009.4559
8	EIBC	CNY	96,332,963.9700	1,834,179,633.9888	0.0000	0.0000	96,332,963.9700	1,866,932,841.7386
9	IDA	EUR	680,422.1500	95,891,893.5995	0.0000	0.0000	680,422.1500	95,714,983.8405
10	IDA	SDR	73,019,090.8200	12,850,359,622.7758	261,782.7300	44,660,358.3423	73,280,873.5500	12,923,704,937.9677
11	IDA	USD	56,235.2300	7,436,546.8152	0.0000	0.0000	56,235.2300	7,355,005.7317
12	IFAD	SDR	1,025,601.5300	180,491,818.5390	0.0000	0.0000	1,025,601.5300	180,873,547.4285
13	IFAD	USD	58,793.2700	7,774,822.0248	0.0000	0.0000	58,793.2700	7,689,571.7833
14	JICA	JPY	21,334,652.0000	20,886,624.3080	600,774.0000	585,754.6500	21,935,426.0000	21,891,555.1480
15	KUWAIT	KWD	183,198.8240	79,028,308.6971	0.0000	0.0000	183,198.8240	78,363,296.9660

Sr. No.	Donor Short Name	Commit. Currency	Grace Period Interest Payment Position				Total	
			Upto Previous Month		Current Month			
			Amount In Commit. Currency	Amount In NPR Currency	Amount In Commit. Currency	Amount In NPR Currency	Amount in Commit. Currency	Amount In NPR Currency
16	OFID	USD	829,345.0400	109,672,588.0896	0.0000	0.0000	829,345.0400	108,470,037.7816
17	SAUDI	SAR	726,811.4500	25,561,958.6965	0.0000	0.0000	726,811.4500	25,307,574.6890
Grand Total			2,410,389,584.7940	21,386,460,335.5087	862,556.7300	45,246,112.9923	2,411,252,141.5240	21,471,089,720.5395



Government of Nepal

Ministry of Finance

Public Debt Management Office

Kathmandu, Nepal

Donor Wise Monthly Commitment Charge Payment Summary

As on : 2079-Kartik-30 16/11/2022

Fiscal Year: 2079/2080

Month: Kartik

Sr. No.	Donor Short Name	Commit. Currency	Commitment Charge Payment Position				Total	
			Upto Previous Month		Current Month		Amount in Commit. Currency	Amount In NPR Currency
			Amount In Commit. Currency	Amount In NPR Currency	Amount In Commit. Currency	Amount In NPR Currency		
1	AIIB	USD	141,174.9400	17,036,991.7592	0.0000	0.0000	141,174.9400	17,036,991.7592
2	EBLCI	USD	2,131,916.9500	253,296,072.8873	8,283.1000	1,100,989.6520	2,140,200.0500	254,397,062.5393
3	EIB	EUR	63,194.4400	8,214,645.2556	0.0000	0.0000	63,194.4400	8,214,645.2556
4	EIB	USD	40,935.0000	4,763,605.9500	0.0000	0.0000	40,935.0000	4,763,605.9500
5	EIBC	CNY	934,340.7200	16,763,484.0317	0.0000	0.0000	934,340.7200	16,763,484.0317
6	NDF	EUR	2,825.8900	344,101.5978	0.0000	0.0000	2,825.8900	344,101.5978
7	OFID	USD	2,421.1200	278,428.8000	0.0000	0.0000	2,421.1200	278,428.8000
Grand Total			3,316,809.0600	300,697,330.2816	8,283.1000	1,100,989.6520	3,325,092.1600	301,798,319.9336



Government of Nepal

Ministry of Finance

Public Debt Management Office

Kathmandu, Nepal

Donor Wise Monthly Commitment Charge Payment Summary

As on : 2079-Mangsir-29 15/12/2022

Fiscal Year: 2079/2080

Month: Mangsir

Sr. No.	Donor Short Name	Commit. Currency	Commitment Charge Payment Position				Total	
			Upto Previous Month		Current Month		Amount in Commit. Currency	Amount In NPR Currency
			Amount In Commit. Currency	Amount In NPR Currency	Amount In Commit. Currency	Amount In NPR Currency		
1	AIIB	USD	141,174.9400	17,036,991.7592	0.0000	0.0000	141,174.9400	17,036,991.7592
2	EBLCI	USD	2,140,200.0500	254,397,062.5393	0.0000	0.0000	2,140,200.0500	254,397,062.5393
3	EIB	EUR	63,194.4400	8,214,645.2556	0.0000	0.0000	63,194.4400	8,214,645.2556
4	EIB	USD	40,935.0000	4,763,605.9500	0.0000	0.0000	40,935.0000	4,763,605.9500
5	EIBC	CNY	934,340.7200	16,763,484.0317	0.0000	0.0000	934,340.7200	16,763,484.0317
6	NDF	EUR	2,825.8900	344,101.5978	0.0000	0.0000	2,825.8900	344,101.5978
7	OFID	USD	2,421.1200	278,428.8000	0.0000	0.0000	2,421.1200	278,428.8000
Grand Total			3,325,092.1600	301,798,319.9336	0.0000	0.0000	3,325,092.1600	301,798,319.9336



Government of Nepal

Ministry of Finance

Public Debt Management Office

Kathmandu, Nepal

Donor Wise Monthly Commitment Charge Payment Summary

As on : 2079-Paush-29 13/01/2023

Fiscal Year: 2078/2079

Month: Paush

Sr. No.	Donor Short Name	Commit. Currency	Commitment Charge Payment Position				Total	
			Upto Previous Month		Current Month		Amount in Commit. Currency	Amount In NPR Currency
			Amount In Commit. Currency	Amount In NPR Currency	Amount In Commit. Currency	Amount In NPR Currency		
1	AIIB	USD	141,174.9400	17,036,991.7592	0.0000	0.0000	141,174.9400	17,036,991.7592
2	EBLCI	USD	2,140,200.0500	254,397,062.5393	0.0000	0.0000	2,140,200.0500	254,397,062.5393
3	EIB	EUR	63,194.4400	8,214,645.2556	0.0000	0.0000	63,194.4400	8,214,645.2556
4	EIB	USD	40,935.0000	4,763,605.9500	0.0000	0.0000	40,935.0000	4,763,605.9500
5	EIBC	CNY	934,340.7200	16,763,484.0317	0.0000	0.0000	934,340.7200	16,763,484.0317
6	NDF	EUR	2,825.8900	344,101.5978	0.0000	0.0000	2,825.8900	344,101.5978
7	OFID	USD	2,421.1200	278,428.8000	0.0000	0.0000	2,421.1200	278,428.8000
Grand Total			3,325,092.1600	301,798,319.9336	0.0000	0.0000	3,325,092.1600	301,798,319.9336