

Quarterly Debt Position

3rd Quarter of FY 2079/80 (FY 2022/23)

As on 2079 Chaitra 30 (April 13, 2023)



Government of Nepal
Ministry of Finance
Public Debt Management Office
Tripureshwor, Kathmandu

**Quarterly Debt Position of
Government of Nepal (GoN)
[3rd Quarter of FY 2079/80 (FY 2022/23)]
As on 2079 Chaitra 30 (April 13, 2023)**

1. Debt Position

The total government debt has reached to NPR 21,29.95 billion at the end of the 3rd quarter of F/Y 2079/80 (April 13, 2023). Out of this amount, external debt is NPR 1132.83 billion and Domestic debt consists NPR 997.12 billion. The total outstanding debt of Government of Nepal for the 3rd quarter of F/Y 2079/80 has increased by 2.87 percent during the period. External debt has increased by 2.75 percent and Domestic debt has increased by 3.007 percent. (Table 1).

**Table no. 1
Debt Position: Total Outstanding Debt
As on 2079 Chaitra 30 (April 13, 2023)**

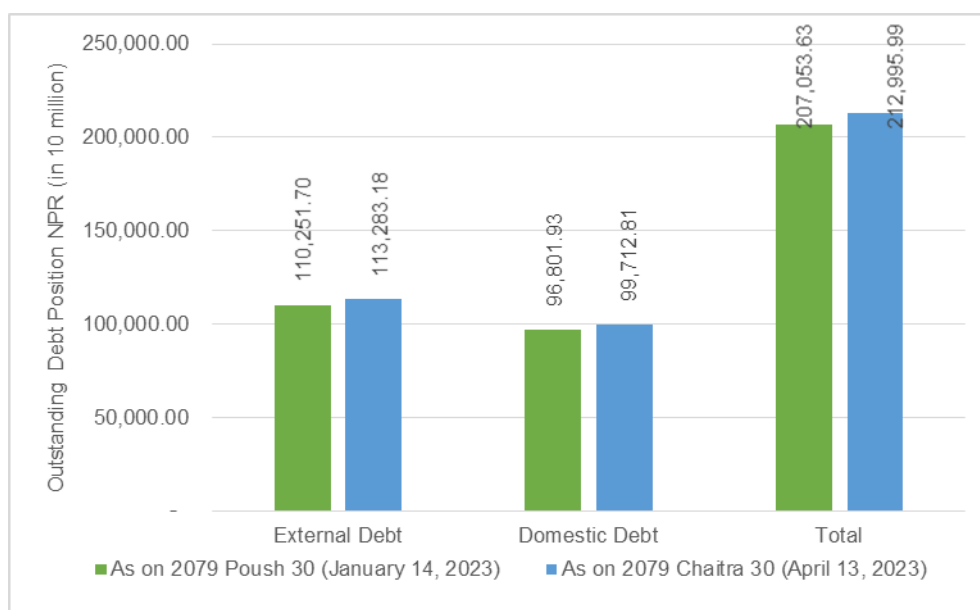
(NPR in 10 millions)

Debt	As on 2079 Poush 30 (January 14, 2023)	Transactions during the Quarter (Net)	As on 2079 Chaitra 30 (April 13, 2023)	Change Percentage
External Debt	110,251.701	3,031.475	113,283.176	2.750
Domestic Debt	96,801.932	2,910.879	99,712.811	3.007
Total	207,053.633	5,942.354	212,995.987	2.870

*Internal debt includes 2.6216 billion IMF Value Adjustment and revaluation on 29 April, 2022.

During this quarter, total increment of domestic debt is NPR 29.1 billion whereas external debt is increased by NPR 30.31 billion. The total outstanding debt is depicted in following Chart no. 1.

Chart no. 1
Debt Position: Total Outstanding Debt



Debt receipt of external debt during this quarter is NPR. 30.31 billion. Principal repayment consists of NPR 6.15 billion. During this quarter domestic debt receipt was NPR. 29.10 billion. Repayment of Domestic debt during the quarter is NPR 59.42 billion for internal debt.

Others include fluctuation in exchange rate has resulted in exchange loss of NPR 16.07 billion during this quarter. Equivalent USD outstanding positing can be found in Annex on report "Donor wise outstanding external debt (In CCY, NPR & USD)".

Table no. 1.1
Transactions during the Quarter
for the period 2079 Magh 01 to 2079 Chaitra 30

(NPR in 10 millions)

Debt	Debt Receipt (A)	Principal Repayment (B)	Others (Exchange gain/(loss)) (C)	Net transaction D =A-B-C
External Debt	2,039.543	615.580	(1,607.511)	3,031.475
Domestic Debt	8,220.096	5,309.217	-	2,910.879
Total	10,259.639	5,924.797	(1,607.511)	5,942.354

Note: Exchange rate for the 14 January 2023 is \$1= NPR 131.63 and for the 13 March 2023 is \$1= NPR 131.57. Corresponding effect on exchange rate in other commitment currency is also to be considered.

2. Debt to GDP Ratio

At the end of 3rd quarter of FY 2079/80, the total debt to GDP ratio was 43.9 percent whereas external debt to GDP ratio was 23.35 percent and for Domestic debt to GDP ratio was 20.55 percent. During the second quarter of FY 2079/80 (Poush 30), the debt to GDP ratio was 42.67 percent consisting of 22.72 percent on external debt and 19.95 percent on internal debt.

Table no. 2
Debt to GDP Ratio (Percent)

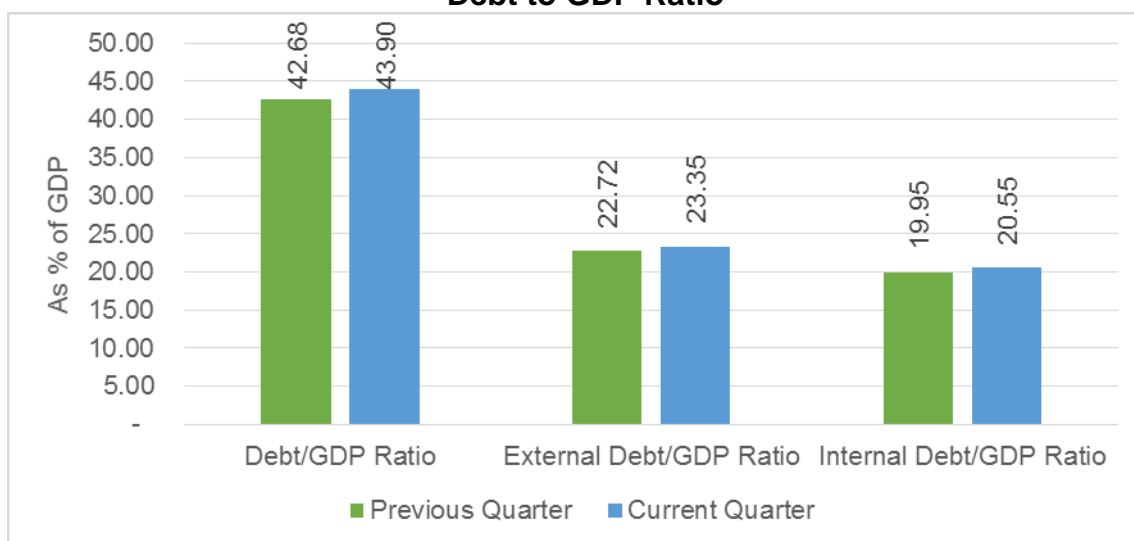
	Previous Quarter Percent of GDP	Current Quarter Percent of GDP
	As on 2079 Poush 30 (January 14, 2023)	As on 2079 Chaitra 30 (April 13, 2023)
Total Debt	42.677	43.902
External Debt	22.725	23.350
Domestic Debt	19.952	20.552
GDP (in billions)	4,851.620	4,851.620

*GDP as per economic survey 2079/80

Source: Economic survey, CBS, 2079

Note: Estimated GDP for FY 2079/80 is used for Debt to GDP ratio.

Chart No. 2
Debt to GDP Ratio



3. Receipt of Debt

The total receipt of debt as of the 3rd quarter of Fiscal Year 2079/80 is NPR 102.59 billion. Out of which entire NPR 20.39 billion is received from external sources and NPR 82.20 billion from internal sources. Out of external debt, 85.99 percent i.e. NPR 17.53 billion is received from multilateral sources and rest 14.00 percent i.e. NPR 2.85 billion is from bilateral sources. During this quarter, NPR 82.20 billion was received

from internal debt. The rollover of treasury bills (domestic borrowings) is not considered as new issue.

Table no. 3
Receipt of debt during the quarter
for the period 2079 Magh 01 to 2079 Chaitra 30

(NPR in 10 millions)

S.N.	Description	Amount	Percentage
1	External Debt	2,039.543	100.000
1.1	Multilateral	1,753.912	85.995
1.2	Bilateral	285.631	14.005
2	Domestic Debt	8,220.100	100.000
2.1	Treasury bills	5,500.000	66.909
2.2	Development bonds and Others	2,720.100	33.091
	Total	10,259.643	

Total debt receipt is presented in chart 3 whereas Domestic debt and external debt receipt is presented in chart 4 and chart 5 respectively.

Chart No. 3
Total Debt Receipt

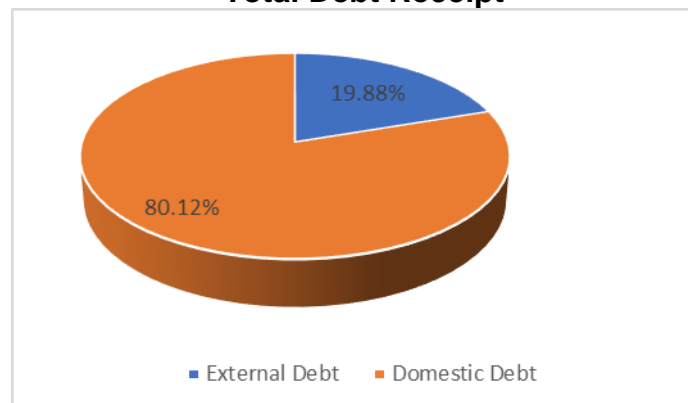
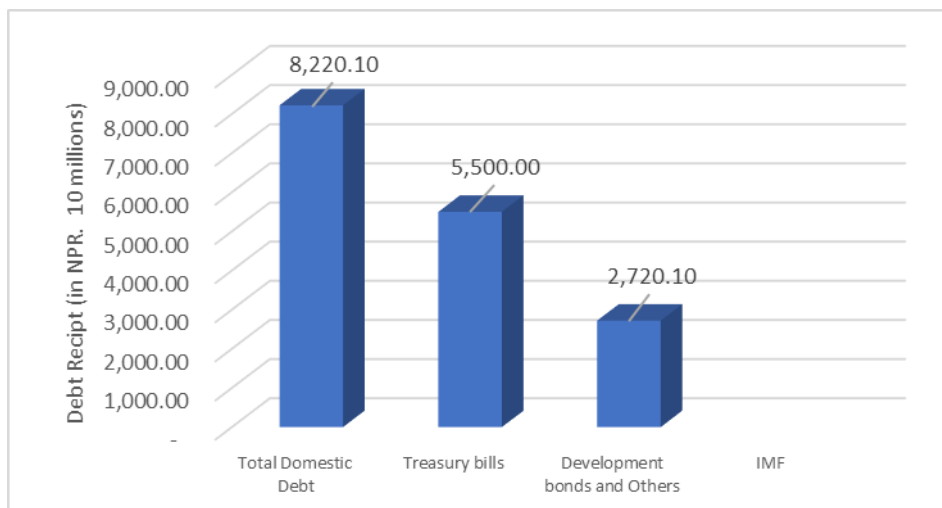
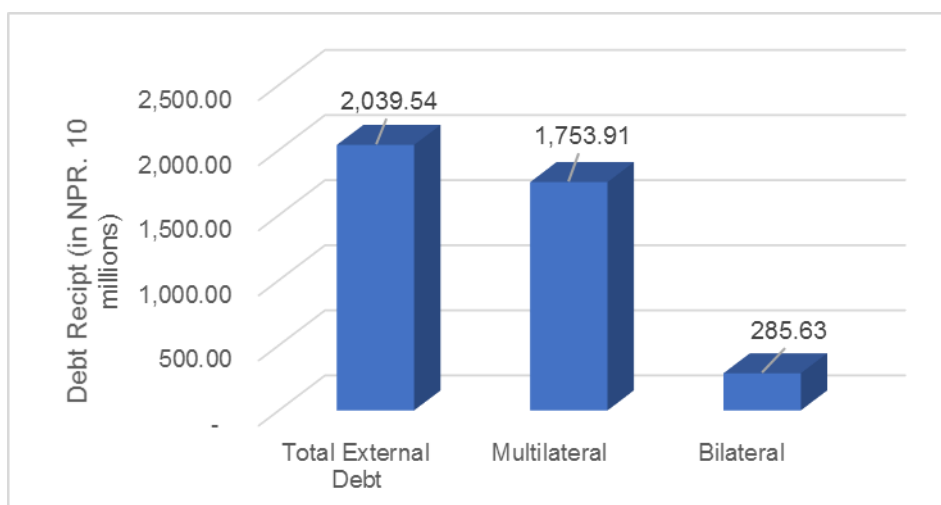


Chart No. 4
Domestic Debt



**Chart No. 5
External Debt**



4. Debt Service

Status of debt servicing in this 3rd quarter is depicted in the Table 4. Total debt servicing during the 3rd quarter of Fiscal Year 2079/80 is NPR 59.24 billion. Out of which NPR 8.14 billion i.e., 10.80 percent is for external debt and remaining NPR 67.21 billion i.e. 89.19 percent is for internal debt.

**Table no. 4
Debt Servicing during the Quarter
for the period 2079 Magh 01 to 2079 Chaitra 30**

(NPR in 10 millions)

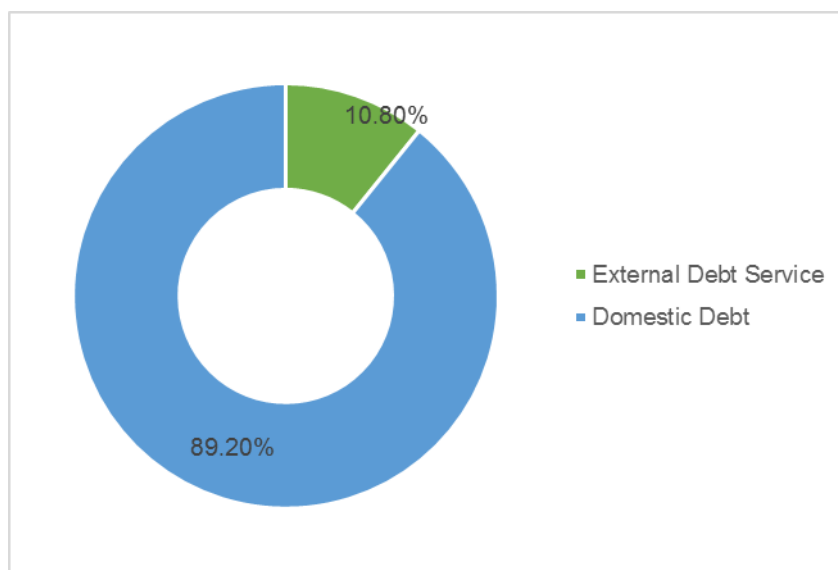
S.N.	Description	Principal Repayment	Interest Payment*	Total	Percent
1	External Debt	615.580	198.487	814.066	10.803
2	Domestic Debt	5,309.217	1,412.530	6,721.747	89.197
	Total	5,924.797	1,611.017	7,535.813	100.000

* 1) Interest payment of external debt includes grace period interest payment and commitment charges payment.

2) Interest payment of internal debt includes commission payment.

In regard to principal repayment, NPR 6.15 billion has been repaid to the external creditors and NPR 53.09 billion to the internal creditors during the 3rd quarter. Hence, total repayment of principal amounts to NPR 75.35 billion. The total payment of interest is NPR 16.11 billion. Out of which NPR 1.98 billion and NPR 14.12 billion has been paid to external and internal creditors respectively. Percentage of debt servicing is presented in Chart 6.

Chart No. 6
Debt Servicing
As on 2079 Chaitra 30 (April 13, 2023)



Likewise interest payment, commitment charge and commission are also paid. Commitment charge are paid for external debt and commission are paid for internal debt. Detailed breakdown of interest and other payment is provided in table 5.

Table no. 5
Interest and other payments during the quarter
for the period 2079 Magh 01 to 2079 Chaitra 30

(NPR in 10 millions)

Fiscal Year	Magh	Falgun	Chaitra	Total
External Debt				
Interest	3.929	25.506	59.599	89.035
Grace Period Interest	26.023	36.365	43.386	105.774
Interest (Total)	29.952	61.872	102.985	194.809
Commitment Charge	2.101	1.576	-	3.678
Total (External)	32.054	63.448	102.985	198.487
Domestic Debt				
Interest	255.22	461.94	693.64	1,410.800
Commision	-	-	1.73	1.730
Total (Internal)	255.220	461.940	695.370	1,412.530
Grand Total	287.274	525.388	798.355	1,611.017

- This report is based on the data received up to Chaitra 30, 2079 considering the value dates.

.....
Prepared by
Basanta Raj Poudel
Account Officer

.....
Verified by
Dilaram Giri
Under Secretary

.....
Approved by
Chief
Bhumiram sharma
Public Debt Management Office

List of Annexes

1. Donor wise Outstanding External Debt (in commitment currency , NPR & USD)
2. Donor Wise Monthly Disbursement Summary (For Magh, Falgun and Chaitra)
3. Donor Wise Monthly Principal Re-Payment Summary (For Magh, Falgun and Chaitra)
4. Donor Wise Monthly Interest Payment Summary (For Magh, Falgun and Chaitra)
5. Donor Wise Monthly Grace Period Interest Payment Summary (For Magh, Falgun and Chaitra)
6. Donor Wise Monthly Commitment Charge Payment Summary (For Magh, Falgun and Chaitra)



Government of Nepal
Ministry of Finance

Public Debt Management Office

Kathmandu, Nepal

Donorwise Outstanding External Debt (in commitment currency , NPR & USD)

As on :2079-Chaitra-30 13/04/2023

Fiscal Year:2078/2079

Month:Chaitra

Sr. No.	Donor Type	Donor	Commit. Currency	Amount (Commitment CCY)	NPR Amount	USD Amount
	Bilateral					
1		BELGIUM	EUR	4,468,039.2700	642,816,809.7749	4,883,512.9513
2		EBK	KRW	59,010,762,090.0000	5,859,768,675.5370	44,516,969.3500
3		EBLCI	USD	291,496,623.9400	38,369,700,609.2222	291,496,623.9400
4		EIBC	CNY	1,789,924,059.4300	34,223,348,016.3016	259,996,566.2562
5		JICA	JPY	56,163,548,279.0000	55,321,095,054.8150	420,277,254.8417
6		KUWAIT	KWD	4,434,767.8230	1,904,998,866.0479	14,472,376.1000
7		NBF	EUR	1,086,764.4500	156,352,801.4215	1,187,820.4165
8		SAUDI	SAR	82,475,740.4300	2,894,073,731.6887	21,986,429.6261
Total of Bilateral					139,372,154,564.8088	1,058,817,553.4818
	Multilateral					
1		AiIB	USD	280,750.0000	36,955,122.5000	280,750.0000
2		ADB	USD	666,788,666.5600	87,769,392,179.2928	666,788,666.5600
3		IDA	EUR	345,000.0000	49,635,150.0000	377,080.8326
4		NDF	EUR	13,652,320.1300	1,964,159,297.1031	14,921,820.9914
5		OFID	USD	61,378,140.7600	8,079,204,668.2388	61,378,140.7600
6		IDA	SDR	3,183,164,891.1500	566,345,514,268.5169	4,302,556,516.5123
7		IDA	USD	45,364,038.3300	5,971,268,365.3779	45,364,038.3300
8		IFAD	SDR	53,104,468.0300	9,448,293,847.4296	71,779,182.9175
9		IFAD	USD	8,277,761.7500	1,089,601,779.1525	8,277,761.7500
10		IMF	SDR	256,790,000.0000	45,687,820,010.0000	347,092,760.0851

Sr. No.	Donor Type	Donor	Commit. Currency	Amount (Commitment CCY)	NPR Amount	USD Amount
11		EEC	DKK	294,792.2500	5,692,438.3475	43,245.7521
12		EEC	EUR	1,040,537.5800	149,702,141.6346	1,137,295.0060
13		EEC	GBP	288,779.8700	47,198,181.9528	358,567.0588
14		EIB	USD	41,355,076.2000	5,443,568,680.2060	41,355,076.2000
15		ADB	SDR	1,469,048,247.8300	261,371,595,205.6658	1,985,653,689.9314
Total of Multilateral					993,459,601,335.4183	7,547,364,592.6872
	Grand Total				1,132,831,755,900.2271	8,606,182,146.1690



Government of Nepal

Ministry of Finance

Public Debt Management Office

Kathmandu, Nepal

Donor Wise Monthly Disbursement Summary

As on : 2079-Mangh-29 12/02/2023

Fiscal Year: 2078/2079

Month: Mangh

Sr. No.	Donor Short Name	Commit. Currency	Disbursement Position upto Previous Month		Disbursement Position (Current Month)		Total	
			Amount In Commit. Currency	Amount In NPR Currency	Amount In Commit. Currency	Amount In NPR Currency	Amount in Commit. Currency	Amount In NPR Currency
Donor Type			Bilateral					
1	AUSTRIA	EUR	4,279,799.1400	530,737,891.3500	0.0000	0.0000	4,279,799.1400	530,737,891.3500
2	BELGIUM	EUR	17,164,024.3500	2,128,510,659.6400	0.0000	0.0000	17,164,024.3500	2,128,510,659.6400
3	EBK	KRW	75,613,759,770.0000	7,033,897,457.0700	0.0000	0.0000	75,613,759,770.0000	7,033,897,457.0700
4	EBLCI	USD	411,999,028.2900	46,955,634,664.6376	3,239,702.4300	423,658,260.6645	415,238,730.7200	47,379,292,925.3021
5	EIBC	CNY	1,956,558,536.8700	32,419,442,774.0600	0.0000	0.0000	1,956,558,536.8700	32,419,442,774.0600
6	JICA	JPY	89,378,204,136.0000	89,541,880,281.4960	260,902,052.0000	264,405,470.4900	89,639,106,188.0000	89,806,285,751.9860
7	KUWAIT	KWD	5,758,594.3750	2,203,672,509.5639	43,590.4250	18,666,291.7935	5,802,184.8000	2,222,338,801.3574
8	NBF	EUR	48,509,744.8300	6,015,693,456.4200	0.0000	0.0000	48,509,744.8300	6,015,693,456.4200
9	SAUDI	SAR	131,022,444.7500	4,012,163,341.4091	0.0000	0.0000	131,022,444.7500	4,012,163,341.4091
Total of Bilateral			167,567,256,078.6050	190,841,633,035.6466	264,185,344.8550	706,730,022.9480	167,831,441,423.4600	191,548,363,058.5946
Donor Type			Multilateral					
1	ADB	SDR	2,397,879,091.1000	367,508,210,769.2437	1,764,588.2300	310,747,090.4826	2,399,643,679.3300	367,818,957,859.7263
2	ADB	USD	624,688,017.3100	75,492,538,075.0108	15,124,104.8100	1,975,863,727.5767	639,812,122.1200	77,468,401,802.5875
3	AIIB	USD	280,750.0000	33,367,137.5000	0.0000	0.0000	280,750.0000	33,367,137.5000
4	EEC	DKK	1,528,000.0000	25,202,832.0000	0.0000	0.0000	1,528,000.0000	25,202,832.0000

Sr. No.	Donor Short Name	Commit. Currency	Disbursement Position upto Previous Month		Disbursement Position (Current Month)		Total	
			Amount In Commit. Currency	Amount In NPR Currency	Amount In Commit. Currency	Amount In NPR Currency	Amount in Commit. Currency	Amount In NPR Currency
5	EEC	EUR	5,391,372.4200	669,903,901.7800	0.0000	0.0000	5,391,372.4200	669,903,901.7800
6	EEC	GBP	1,503,200.0000	208,267,758.7200	0.0000	0.0000	1,503,200.0000	208,267,758.7200
7	EIB	USD	43,920,450.3000	4,933,077,662.7000	0.0000	0.0000	43,920,450.3000	4,933,077,662.7000
8	IDA	EUR	345,000.0000	47,703,150.0000	0.0000	0.0000	345,000.0000	47,703,150.0000
9	IDA	SDR	3,695,283,483.4500	579,427,572,408.6149	57,158,911.8400	10,017,451,831.2075	3,752,442,395.2900	589,445,024,239.8224
10	IDA	USD	262,068,035.4400	28,773,213,359.2100	0.0000	0.0000	262,068,035.4400	28,773,213,359.2100
11	IFAD	SDR	95,502,152.0300	14,494,954,024.4940	0.0000	0.0000	95,502,152.0300	14,494,954,024.4940
12	IFAD	USD	18,088,261.7400	2,058,284,260.9300	0.0000	0.0000	18,088,261.7400	2,058,284,260.9300
13	IMF	SDR	271,050,000.0000	43,943,635,322.8900	0.0000	0.0000	271,050,000.0000	43,943,635,322.8900
14	NDF	EUR	25,337,128.3600	3,154,167,865.8843	0.0000	0.0000	25,337,128.3600	3,154,167,865.8843
15	OFID	USD	141,468,021.4500	15,882,575,399.2580	731,103.1700	95,240,155.8869	142,199,124.6200	15,977,815,555.1449
Total of Multilateral			7,584,332,963.6000	1,136,652,673,928.2357	74,778,708.0500	12,399,302,805.1537	7,659,111,671.6500	1,149,051,976,733.3894
Grand Total			175,151,589,042.2050	1,327,494,306,963.8823	338,964,052.9050	13,106,032,828.1017	175,490,553,095.1100	1,340,600,339,791.9840



Government of Nepal

Ministry of Finance

Public Debt Management Office

Kathmandu, Nepal

Donor Wise Monthly Disbursement Summary

As on : 2079-Falgun-29 13/03/2023

Fiscal Year: 2078/2079

Month: Falgun

Sr. No.	Donor Short Name	Commit. Currency	Disbursement Position upto Previous Month		Disbursement Position (Current Month)		Total	
			Amount In Commit. Currency	Amount In NPR Currency	Amount In Commit. Currency	Amount In NPR Currency	Amount in Commit. Currency	Amount In NPR Currency
Donor Type			Bilateral					
1	AUSTRIA	EUR	4,279,799.1400	530,737,891.3500	0.0000	0.0000	4,279,799.1400	530,737,891.3500
2	BELGIUM	EUR	17,164,024.3500	2,128,510,659.6400	0.0000	0.0000	17,164,024.3500	2,128,510,659.6400
3	EBK	KRW	75,613,759,770.0000	7,033,897,457.0700	0.0000	0.0000	75,613,759,770.0000	7,033,897,457.0700
4	EBLCI	USD	415,238,730.7200	47,379,292,925.3021	1,786,669.0300	235,859,459.8978	417,025,399.7500	47,615,152,385.1999
5	EIBC	CNY	1,956,558,536.8700	32,419,442,774.0600	0.0000	0.0000	1,956,558,536.8700	32,419,442,774.0600
6	JICA	JPY	89,639,106,188.0000	89,806,285,751.9860	887,694,879.0000	863,387,396.6110	90,526,801,067.0000	90,669,673,148.5970
7	KUWAIT	KWD	5,802,184.8000	2,222,338,801.3574	883.2120	379,039.2619	5,803,068.0120	2,222,717,840.6193
8	NBF	EUR	48,509,744.8300	6,015,693,456.4200	0.0000	0.0000	48,509,744.8300	6,015,693,456.4200
9	SAUDI	SAR	131,022,444.7500	4,012,163,341.4091	0.0000	0.0000	131,022,444.7500	4,012,163,341.4091
Total of Bilateral			167,831,441,423.4600	191,548,363,058.5946	889,482,431.2420	1,099,625,895.7707	168,720,923,854.7020	192,647,988,954.3653
Donor Type			Multilateral					
1	ADB	SDR	2,399,643,679.3300	367,818,957,859.7263	2,379,191.9000	416,375,411.6257	2,402,022,871.2300	368,235,333,271.3520
2	ADB	USD	639,812,122.1200	77,468,401,802.5875	5,714,518.2600	751,654,508.6879	645,526,640.3800	78,220,056,311.2754
3	AIIB	USD	280,750.0000	33,367,137.5000	0.0000	0.0000	280,750.0000	33,367,137.5000
4	EEC	DKK	1,528,000.0000	25,202,832.0000	0.0000	0.0000	1,528,000.0000	25,202,832.0000

Sr. No.	Donor Short Name	Commit. Currency	Disbursement Position upto Previous Month		Disbursement Position (Current Month)		Total	
			Amount In Commit. Currency	Amount In NPR Currency	Amount In Commit. Currency	Amount In NPR Currency	Amount in Commit. Currency	Amount In NPR Currency
5	EEC	EUR	5,391,372.4200	669,903,901.7800	0.0000	0.0000	5,391,372.4200	669,903,901.7800
6	EEC	GBP	1,503,200.0000	208,267,758.7200	0.0000	0.0000	1,503,200.0000	208,267,758.7200
7	EIB	USD	43,920,450.3000	4,933,077,662.7000	0.0000	0.0000	43,920,450.3000	4,933,077,662.7000
8	IDA	EUR	345,000.0000	47,703,150.0000	0.0000	0.0000	345,000.0000	47,703,150.0000
9	IDA	SDR	3,752,442,395.2900	589,445,024,239.8224	14,195,999.1800	2,499,975,037.3512	3,766,638,394.4700	591,944,999,277.1736
10	IDA	USD	262,068,035.4400	28,773,213,359.2100	0.0000	0.0000	262,068,035.4400	28,773,213,359.2100
11	IFAD	SDR	95,502,152.0300	14,494,954,024.4940	0.0000	0.0000	95,502,152.0300	14,494,954,024.4940
12	IFAD	USD	18,088,261.7400	2,058,284,260.9300	0.0000	0.0000	18,088,261.7400	2,058,284,260.9300
13	IMF	SDR	271,050,000.0000	43,943,635,322.8900	0.0000	0.0000	271,050,000.0000	43,943,635,322.8900
14	NDF	EUR	25,337,128.3600	3,154,167,865.8843	0.0000	0.0000	25,337,128.3600	3,154,167,865.8843
15	OFID	USD	142,199,124.6200	15,977,815,555.1449	0.0000	0.0000	142,199,124.6200	15,977,815,555.1449
Total of Multilateral			7,659,111,671.6500	1,149,051,976,733.3894	22,289,709.3400	3,668,004,957.6648	7,681,401,380.9900	1,152,719,981,691.0542
Grand Total			175,490,553,095.1100	1,340,600,339,791.9840	911,772,140.5820	4,767,630,853.4355	176,402,325,235.6920	1,345,367,970,645.4195



Government of Nepal

Ministry of Finance

Public Debt Management Office

Kathmandu, Nepal

Donor Wise Monthly Disbursement Summary

As on : 2079-Chaitra-29 12/04/2023

Fiscal Year: 2078/2079

Month: Chaitra

Sr. No.	Donor Short Name	Commit. Currency	Disbursement Position upto Previous Month		Disbursement Position (Current Month)		Total	
			Amount In Commit. Currency	Amount In NPR Currency	Amount In Commit. Currency	Amount In NPR Currency	Amount in Commit. Currency	Amount In NPR Currency
Donor Type			Bilateral					
1	AUSTRIA	EUR	4,279,799.1400	530,737,891.3500	0.0000	0.0000	4,279,799.1400	530,737,891.3500
2	BELGIUM	EUR	17,164,024.3500	2,128,510,659.6400	0.0000	0.0000	17,164,024.3500	2,128,510,659.6400
3	EBK	KRW	75,613,759,770.0000	7,033,897,457.0700	0.0000	0.0000	75,613,759,770.0000	7,033,897,457.0700
4	EBLCI	USD	417,025,399.7500	47,615,152,385.1999	4,870,667.1300	638,457,797.7372	421,896,066.8800	48,253,610,182.9371
5	EIBC	CNY	1,956,558,536.8700	32,419,442,774.0600	0.0000	0.0000	1,956,558,536.8700	32,419,442,774.0600
6	JICA	JPY	90,526,801,067.0000	90,669,673,148.5970	356,319,605.0000	355,580,638.9490	90,883,120,672.0000	91,025,253,787.5460
7	KUWAIT	KWD	5,803,068.0120	2,222,717,840.6193	130,280.1710	55,913,643.7898	5,933,348.1830	2,278,631,484.4091
8	NBF	EUR	48,509,744.8300	6,015,693,456.4200	0.0000	0.0000	48,509,744.8300	6,015,693,456.4200
9	SAUDI	SAR	131,022,444.7500	4,012,163,341.4091	0.0000	0.0000	131,022,444.7500	4,012,163,341.4091
Total of Bilateral			168,720,923,854.7020	192,647,988,954.3653	361,320,552.3010	1,049,952,080.4760	169,082,244,407.0030	193,697,941,034.8413
Donor Type			Multilateral					
1	ADB	SDR	2,402,022,871.2300	368,235,333,271.3520	2,411,150.1800	423,487,348.7763	2,404,434,021.4100	368,658,820,620.1283
2	ADB	USD	645,526,640.3800	78,220,056,311.2754	3,059,119.5400	403,077,653.3214	648,585,759.9200	78,623,133,964.5968
3	AIIB	USD	280,750.0000	33,367,137.5000	0.0000	0.0000	280,750.0000	33,367,137.5000
4	EEC	DKK	1,528,000.0000	25,202,832.0000	0.0000	0.0000	1,528,000.0000	25,202,832.0000

Sr. No.	Donor Short Name	Commit. Currency	Disbursement Position upto Previous Month		Disbursement Position (Current Month)		Total	
			Amount In Commit. Currency	Amount In NPR Currency	Amount In Commit. Currency	Amount In NPR Currency	Amount in Commit. Currency	Amount In NPR Currency
5	EEC	EUR	5,391,372.4200	669,903,901.7800	0.0000	0.0000	5,391,372.4200	669,903,901.7800
6	EEC	GBP	1,503,200.0000	208,267,758.7200	0.0000	0.0000	1,503,200.0000	208,267,758.7200
7	EIB	USD	43,920,450.3000	4,933,077,662.7000	0.0000	0.0000	43,920,450.3000	4,933,077,662.7000
8	IDA	EUR	345,000.0000	47,703,150.0000	0.0000	0.0000	345,000.0000	47,703,150.0000
9	IDA	SDR	3,766,964,116.1100	592,002,105,231.0536	3,649,994.1500	645,250,740.2842	3,770,614,110.2600	592,647,355,971.3378
10	IDA	USD	262,068,035.4400	28,773,213,359.2100	0.0000	0.0000	262,068,035.4400	28,773,213,359.2100
11	IFAD	SDR	95,502,152.0300	14,494,954,024.4940	0.0000	0.0000	95,502,152.0300	14,494,954,024.4940
12	IFAD	USD	18,088,261.7400	2,058,284,260.9300	0.0000	0.0000	18,088,261.7400	2,058,284,260.9300
13	IMF	SDR	271,050,000.0000	43,943,635,322.8900	0.0000	0.0000	271,050,000.0000	43,943,635,322.8900
14	NDF	EUR	25,337,128.3600	3,154,167,865.8843	0.0000	0.0000	25,337,128.3600	3,154,167,865.8843
15	OFID	USD	142,199,124.6200	15,977,815,555.1449	0.0000	0.0000	142,199,124.6200	15,977,815,555.1449
Total of Multilateral			7,681,727,102.6300	1,152,777,087,644.9342	9,120,263.8700	1,471,815,742.3819	7,690,847,366.5000	1,154,248,903,387.3161
Grand Total			176,402,650,957.3320	1,345,425,076,599.2995	370,440,816.1710	2,521,767,822.8579	176,773,091,773.5030	1,347,946,844,422.1574



Government of Nepal

Ministry of Finance

Public Debt Management Office

Kathmandu, Nepal

Donor Wise Monthly Principal Re-Payment Summary

As on : 2079-Mangh-29 12/02/2023

Fiscal Year: 2078/2079

Month: Mangh

Sr. No.	Donor Short Name	Commit. Currency	Principal Payment Position (up to previous month)		Principal Payment Position (Current Month)		Total	
			Amount In Commit. Currency	Amount In NPR Currency	Amount In Commit. Currency	Amount In NPR Currency	Amount in Commit. Currency	Amount In NPR Currency
Donor Type			Bilateral					
1	AUSTRIA	EUR	4,279,799.1400	490,749,274.8530	0.0000	0.0000	4,279,799.1400	490,749,274.8530
2	BELGIUM	EUR	12,695,985.0800	1,482,724,451.5654	0.0000	0.0000	12,695,985.0800	1,482,724,451.5654
3	EBK	KRW	16,602,997,680.0000	436,507,480,251.8280	0.0000	0.0000	16,602,997,680.0000	436,507,480,251.8280
4	EBLCI	USD	121,865,773.0500	14,081,810,358.5816	0.0000	0.0000	121,865,773.0500	14,081,810,358.5816
5	EIBC	CNY	132,234,550.3100	2,455,377,734.8501	0.0000	0.0000	132,234,550.3100	2,455,377,734.8501
6	JICA	JPY	34,340,670,335.0000	2,429,140,511,747.3470	0.0000	0.0000	34,340,670,335.0000	2,429,140,511,747.3470
7	KUWAIT	KWD	1,373,580.3600	342,897,471.3856	0.0000	0.0000	1,373,580.3600	342,897,471.3856
8	NBF	EUR	47,422,980.3800	5,387,358,340.6062	0.0000	0.0000	47,422,980.3800	5,387,358,340.6062
9	SAUDI	SAR	46,671,704.3200	1,865,099,034.5075	0.0000	0.0000	46,671,704.3200	1,865,099,034.5075
Total of Bilateral			51,310,212,387.6400	2,891,754,008,665.5244	0.0000	0.0000	51,310,212,387.6400	2,891,754,008,665.5244
Donor Type			Multilateral					
10	ADB	SDR	929,994,784.0800	103,341,944,334.6990	1,332,456.0000	229,383,022.4575	931,327,240.0800	103,571,327,357.1565
11	EEC	DKK	1,233,207.7500	135,901,782.5456	0.0000	0.0000	1,233,207.7500	135,901,782.5456
12	EEC	EUR	4,350,834.8400	479,405,794.8618	0.0000	0.0000	4,350,834.8400	479,405,794.8618
13	EEC	GBP	1,214,420.1300	133,836,883.8728	0.0000	0.0000	1,214,420.1300	133,836,883.8728

Sr. No.	Donor Short Name	Commit. Currency	Principal Payment Position (up to previous month)		Principal Payment Position (Current Month)		Total	
			Amount In Commit. Currency	Amount In NPR Currency	Amount In Commit. Currency	Amount In NPR Currency	Amount in Commit. Currency	Amount In NPR Currency
14	EIB	USD	1,401,068.6700	181,588,338.9216	0.0000	0.0000	1,401,068.6700	181,588,338.9216
15	IDA	SDR	585,697,318.7900	65,228,389,876.1947	486,553.2800	84,150,394.4814	586,183,872.0700	65,312,540,270.6761
16	IDA	USD	214,803,252.1100	23,652,985,912.9351	255,000.0000	33,351,450.0000	215,058,252.1100	23,686,337,362.9351
17	IFAD	SDR	42,338,309.0000	4,681,892,949.3143	0.0000	0.0000	42,338,309.0000	4,681,892,949.3143
18	IFAD	USD	9,810,499.9900	1,080,934,098.9004	0.0000	0.0000	9,810,499.9900	1,080,934,098.9004
19	IMF	SDR	14,260,000.0000	1,724,688,534.0000	0.0000	0.0000	14,260,000.0000	1,724,688,534.0000
20	NDF	EUR	11,684,808.2300	1,425,821,470.2755	0.0000	0.0000	11,684,808.2300	1,425,821,470.2755
21	OFID	USD	79,056,691.7200	8,887,148,358.1255	155,010.0000	20,365,213.8000	79,211,701.7200	8,907,513,571.9255
Total of Multilateral			1,895,845,195.3100	210,954,538,334.6463	2,229,019.2800	367,250,080.7389	1,898,074,214.5900	211,321,788,415.3852
Grand Total			53,206,057,582.9500	3,102,708,547,000.1707	2,229,019.2800	367,250,080.7389	53,208,286,602.2300	3,103,075,797,080.9096



Government of Nepal

Ministry of Finance

Public Debt Management Office

Kathmandu, Nepal

Donor Wise Monthly Principal Re-Payment Summary

As on : 2079-Falgun-29 13/03/2023

Fiscal Year: 2078/2079

Month: Falgun

Sr. No.	Donor Short Name	Commit. Currency	Principal Payment Position (up to previous month)		Principal Payment Position (Current Month)		Total	
			Amount In Commit. Currency	Amount In NPR Currency	Amount In Commit. Currency	Amount In NPR Currency	Amount in Commit. Currency	Amount In NPR Currency
Donor Type			Bilateral					
1	AUSTRIA	EUR	4,279,799.1400	490,749,274.8530	0.0000	0.0000	4,279,799.1400	490,749,274.8530
2	BELGIUM	EUR	12,695,985.0800	1,482,724,451.5654	0.0000	0.0000	12,695,985.0800	1,482,724,451.5654
3	EBK	KRW	16,602,997,680.0000	436,507,480,251.8280	0.0000	0.0000	16,602,997,680.0000	436,507,480,251.8280
4	EBLCI	USD	121,865,773.0500	14,081,810,358.5816	8,064,516.1300	1,070,241,935.6123	129,930,289.1800	15,152,052,294.1939
5	EIBC	CNY	132,234,550.3100	2,455,377,734.8501	0.0000	0.0000	132,234,550.3100	2,455,377,734.8501
6	JICA	JPY	34,340,670,335.0000	2,429,140,511,747.3470	0.0000	0.0000	34,340,670,335.0000	2,429,140,511,747.3470
7	KUWAIT	KWD	1,373,580.3600	342,897,471.3856	0.0000	0.0000	1,373,580.3600	342,897,471.3856
8	NBF	EUR	47,422,980.3800	5,387,358,340.6062	0.0000	0.0000	47,422,980.3800	5,387,358,340.6062
9	SAUDI	SAR	46,671,704.3200	1,865,099,034.5075	1,875,000.0000	66,112,500.0000	48,546,704.3200	1,931,211,534.5075
Total of Bilateral			51,310,212,387.6400	2,891,754,008,665.5244	9,939,516.1300	1,136,354,435.6123	51,320,151,903.7700	2,892,890,363,101.1367
Donor Type			Multilateral					
10	ADB	SDR	931,327,240.0800	103,516,618,372.9790	3,551,047.0000	625,447,109.6505	934,878,287.0800	104,142,065,482.6295
11	EEC	DKK	1,233,207.7500	135,901,782.5456	0.0000	0.0000	1,233,207.7500	135,901,782.5456
12	EEC	EUR	4,350,834.8400	479,405,794.8618	0.0000	0.0000	4,350,834.8400	479,405,794.8618
13	EEC	GBP	1,214,420.1300	133,836,883.8728	0.0000	0.0000	1,214,420.1300	133,836,883.8728

Sr. No.	Donor Short Name	Commit. Currency	Principal Payment Position (up to previous month)		Principal Payment Position (Current Month)		Total	
			Amount In Commit. Currency	Amount In NPR Currency	Amount In Commit. Currency	Amount In NPR Currency	Amount in Commit. Currency	Amount In NPR Currency
14	EIB	USD	1,401,068.6700	181,588,338.9216	0.0000	0.0000	1,401,068.6700	181,588,338.9216
15	IDA	SDR	586,183,872.0700	65,292,195,389.9218	1,788,082.3000	315,761,368.5636	587,971,954.3700	65,607,956,758.4854
16	IDA	USD	215,058,252.1100	23,686,337,362.9351	255,000.0000	33,843,600.0000	215,313,252.1100	23,720,180,962.9351
17	IFAD	SDR	42,338,309.0000	4,681,892,949.3143	0.0000	0.0000	42,338,309.0000	4,681,892,949.3143
18	IFAD	USD	9,810,499.9900	1,080,934,098.9004	0.0000	0.0000	9,810,499.9900	1,080,934,098.9004
19	IMF	SDR	14,260,000.0000	1,724,688,534.0000	0.0000	0.0000	14,260,000.0000	1,724,688,534.0000
20	NDF	EUR	11,684,808.2300	1,425,821,470.2755	0.0000	0.0000	11,684,808.2300	1,425,821,470.2755
21	OFID	USD	79,211,701.7200	8,907,513,571.9255	1,609,282.1400	213,583,925.6208	80,820,983.8600	9,121,097,497.5463
Total of Multilateral			1,898,074,214.5900	211,246,734,550.4534	7,203,411.4400	1,188,636,003.8349	1,905,277,626.0300	212,435,370,554.2883
Grand Total			53,208,286,602.2300	3,103,000,743,215.9778	17,142,927.5700	2,324,990,439.4472	53,225,429,529.8000	3,105,325,733,655.4250



Government of Nepal

Ministry of Finance

Public Debt Management Office

Kathmandu, Nepal

Donor Wise Monthly Principal Re-Payment Summary

As on : 2079-Chaitra-29 12/04/2023

Fiscal Year: 2078/2079

Month: Chaitra

Sr. No.	Donor Short Name	Commit. Currency	Principal Payment Position (up to previous month)		Principal Payment Position (Current Month)		Total	
			Amount In Commit. Currency	Amount In NPR Currency	Amount In Commit. Currency	Amount In NPR Currency	Amount in Commit. Currency	Amount In NPR Currency
Donor Type			Bilateral					
1	AUSTRIA	EUR	4,279,799.1400	490,749,274.8530	0.0000	0.0000	4,279,799.1400	490,749,274.8530
2	BELGIUM	EUR	12,695,985.0800	1,482,724,451.5654	0.0000	0.0000	12,695,985.0800	1,482,724,451.5654
3	EBK	KRW	16,602,997,680.0000	436,507,480,251.8280	0.0000	0.0000	16,602,997,680.0000	436,507,480,251.8280
4	EBLCI	USD	129,930,289.1800	15,152,052,294.1939	0.0000	0.0000	129,930,289.1800	15,152,052,294.1939
5	EIBC	CNY	132,234,550.3100	2,455,377,734.8501	34,399,927.1300	662,542,596.5238	166,634,477.4400	3,117,920,331.3739
6	JICA	JPY	34,340,670,335.0000	2,429,140,511,747.3470	381,883,000.0000	383,410,532.0000	34,722,553,335.0000	2,429,523,922,279.3470
7	KUWAIT	KWD	1,373,580.3600	342,897,471.3856	125,000.0000	53,892,500.0000	1,498,580.3600	396,789,971.3856
8	NBF	EUR	47,422,980.3800	5,387,358,340.6062	0.0000	0.0000	47,422,980.3800	5,387,358,340.6062
9	SAUDI	SAR	48,546,704.3200	1,931,211,534.5075	0.0000	0.0000	48,546,704.3200	1,931,211,534.5075
Total of Bilateral			51,320,151,903.7700	2,892,890,363,101.1367	416,407,927.1300	1,099,845,628.5238	51,736,559,830.9000	2,893,990,208,729.6605
Donor Type			Multilateral					
10	ADB	SDR	934,878,287.0800	103,987,822,805.8190	7,622,600.0000	1,355,367,789.3658	942,500,887.0800	105,343,190,595.1848
11	EEC	DKK	1,233,207.7500	135,901,782.5456	0.0000	0.0000	1,233,207.7500	135,901,782.5456
12	EEC	EUR	4,350,834.8400	479,405,794.8618	0.0000	0.0000	4,350,834.8400	479,405,794.8618
13	EEC	GBP	1,214,420.1300	133,836,883.8728	0.0000	0.0000	1,214,420.1300	133,836,883.8728

Sr. No.	Donor Short Name	Commit. Currency	Principal Payment Position (up to previous month)		Principal Payment Position (Current Month)		Total	
			Amount In Commit. Currency	Amount In NPR Currency	Amount In Commit. Currency	Amount In NPR Currency	Amount in Commit. Currency	Amount In NPR Currency
14	EIB	USD	1,401,068.6700	181,588,338.9216	1,164,305.4300	153,252,215.7987	2,565,374.1000	334,840,554.7203
15	IDA	SDR	587,971,954.3700	65,529,464,550.9658	3,762,322.6700	671,264,693.8114	591,734,277.0400	66,200,729,244.7772
16	IDA	USD	215,313,252.1100	23,720,180,962.9351	1,390,745.0000	183,824,216.0500	216,703,997.1100	23,904,005,178.9851
17	IFAD	SDR	42,338,309.0000	4,681,892,949.3143	0.0000	0.0000	42,338,309.0000	4,681,892,949.3143
18	IFAD	USD	9,810,499.9900	1,080,934,098.9004	0.0000	0.0000	9,810,499.9900	1,080,934,098.9004
19	IMF	SDR	14,260,000.0000	1,724,688,534.0000	0.0000	0.0000	14,260,000.0000	1,724,688,534.0000
20	NDF	EUR	11,684,808.2300	1,425,821,470.2755	0.0000	0.0000	11,684,808.2300	1,425,821,470.2755
21	OFID	USD	80,820,983.8600	9,121,097,497.5463	0.0000	0.0000	80,820,983.8600	9,121,097,497.5463
Total of Multilateral			1,905,277,626.0300	212,202,635,669.9582	13,939,973.1000	2,363,708,915.0259	1,919,217,599.1300	214,566,344,584.9841
Grand Total			53,225,429,529.8000	3,105,092,998,771.0949	430,347,900.2300	3,463,554,543.5497	53,655,777,430.0300	3,108,556,553,314.6446



Government of Nepal

Ministry of Finance

Public Debt Management Office

Kathmandu, Nepal

Donor Wise Monthly Interest Payment Summary

As on : 2079-Mangh-29 12/02/2023

Fiscal Year: 2078/2079

Month: Mangh

Sr. No.	Donor Short Name	Commit. Currency	Interest Payment Position upto Previous Month		Interest Payment Position (Current Month)		Total	
			Amount In Commit. Currency	Amount In NPR Currency	Amount In Commit. Currency	Amount In NPR Currency	Amount in Commit. Currency	Amount In NPR Currency
Donor Type			Bilateral					
1	AUSTRIA	EUR	0.0800	9.7881	0.0000	0.0000	0.0800	9.7881
2	BELGIUM	EUR	103,535.4700	11,384,766.1036	0.0000	0.0000	103,535.4700	11,384,766.1036
3	EBK	KRW	2,900,808,705.0000	166,749,174,160.8006	0.0000	0.0000	2,900,808,705.0000	166,749,174,160.8006
4	EBLCI	USD	8,205,994.2100	993,515,231.6680	0.0000	0.0000	8,205,994.2100	993,515,231.6680
5	EIBC	CNY	31,299,757.5200	580,972,810.1730	0.0000	0.0000	31,299,757.5200	580,972,810.1730
6	JICA	JPY	5,857,203,433.2300	552,080,141,829.5360	0.0000	0.0000	5,857,203,433.2300	552,080,141,829.5360
7	KUWAIT	KWD	339,912.7550	69,021,929.9021	0.0000	0.0000	339,912.7550	69,021,929.9021
8	NBF	EUR	21,327,343.7000	2,355,285,027.1252	0.0000	0.0000	21,327,343.7000	2,355,285,027.1252
9	SAUDI	SAR	6,533,084.8200	330,197,221.6284	0.0000	0.0000	6,533,084.8200	330,197,221.6284
Total of Bilateral			8,825,821,766.7850	723,169,692,986.7250	0.0000	0.0000	8,825,821,766.7850	723,169,692,986.7250
Donor Type			Multilateral					
1	ADB	SDR	218,589,163.1900	33,686,283,124.9644	76,472.0900	13,168,047.5068	218,665,635.2800	33,699,451,172.4712
2	EEC	DKK	339,214.9000	33,959,522.4469	0.0000	0.0000	339,214.9000	33,959,522.4469
3	EEC	EUR	1,188,184.2400	129,567,724.4730	0.0000	0.0000	1,188,184.2400	129,567,724.4730
4	EEC	GBP	365,713.1700	40,323,322.1663	0.0000	0.0000	365,713.1700	40,323,322.1663

Sr. No.	Donor Short Name	Commit. Currency	Interest Payment Position upto Previous Month		Interest Payment Position (Current Month)		Total	
			Amount In Commit. Currency	Amount In NPR Currency	Amount In Commit. Currency	Amount In NPR Currency	Amount in Commit. Currency	Amount In NPR Currency
5	EIB	USD	444,603.6100	57,494,141.4968	0.0000	0.0000	444,603.6100	57,494,141.4968
6	IDA	SDR	168,033,892.9200	25,801,857,225.7081	133,238.1400	23,028,236.5616	168,167,131.0600	25,824,885,462.2697
7	IDA	USD	56,143,514.8100	6,164,112,927.7043	14,343.7200	1,876,015.1388	56,157,858.5300	6,165,988,942.8431
8	IFAD	SDR	11,456,506.1600	1,754,157,941.7639	0.0000	0.0000	11,456,506.1600	1,754,157,941.7639
9	IFAD	USD	2,444,856.2600	268,413,502.8250	0.0000	0.0000	2,444,856.2600	268,413,502.8250
10	IMF	SDR	0.0000	0.0000	0.0000	0.0000	0.0000	0.0000
11	NDF	EUR	3,586,002.2500	415,854,443.5928	0.0000	0.0000	3,586,002.2500	415,854,443.5928
12	OFID	USD	12,840,553.0800	1,443,275,894.6817	9,300.9200	1,221,954.8696	12,849,854.0000	1,444,497,849.5513
Total of Multilateral			475,432,204.5900	69,795,299,771.8232	233,354.8700	39,294,254.0768	475,665,559.4600	69,834,594,025.9000
Grand Total			9,301,253,971.3750	792,964,992,758.5482	233,354.8700	39,294,254.0768	9,301,487,326.2450	793,004,287,012.6250



Government of Nepal

Ministry of Finance

Public Debt Management Office

Kathmandu, Nepal

Donor Wise Monthly Interest Payment Summary

As on : 2079-Falgun-29 13/03/2023

Fiscal Year: 2078/2079

Month: Falgun

Sr. No.	Donor Short Name	Commit. Currency	Interest Payment Position upto Previous Month		Interest Payment Position (Current Month)		Total	
			Amount In Commit. Currency	Amount In NPR Currency	Amount In Commit. Currency	Amount In NPR Currency	Amount in Commit. Currency	Amount In NPR Currency
Donor Type			Bilateral					
1	AUSTRIA	EUR	0.0800	9.7881	0.0000	0.0000	0.0800	9.7881
2	BELGIUM	EUR	103,535.4700	11,384,766.1036	0.0000	0.0000	103,535.4700	11,384,766.1036
3	EBK	KRW	2,900,808,705.0000	166,749,174,160.8006	0.0000	0.0000	2,900,808,705.0000	166,749,174,160.8006
4	EBLCI	USD	8,205,994.2100	993,515,231.6680	1,051,808.5200	139,585,508.6892	9,257,802.7300	1,133,100,740.3572
5	EIBC	CNY	31,299,757.5200	580,972,810.1730	0.0000	0.0000	31,299,757.5200	580,972,810.1730
6	JICA	JPY	5,857,203,433.2300	552,080,141,829.5360	0.0000	0.0000	5,857,203,433.2300	552,080,141,829.5360
7	KUWAIT	KWD	339,912.7550	69,021,929.9021	0.0000	0.0000	339,912.7550	69,021,929.9021
8	NBF	EUR	21,327,343.7000	2,355,285,027.1252	0.0000	0.0000	21,327,343.7000	2,355,285,027.1252
9	SAUDI	SAR	6,533,084.8200	330,197,221.6284	116,071.7400	4,092,689.5524	6,649,156.5600	334,289,911.1808
Total of Bilateral			8,825,821,766.7850	723,169,692,986.7250	1,167,880.2600	143,678,198.2416	8,826,989,647.0450	723,313,371,184.9666
Donor Type			Multilateral					
1	ADB	SDR	218,665,635.2800	33,699,451,172.4712	67,998.8900	11,978,229.1503	218,733,634.1700	33,711,429,401.6215
2	EEC	DKK	339,214.9000	33,959,522.4469	0.0000	0.0000	339,214.9000	33,959,522.4469
3	EEC	EUR	1,188,184.2400	129,567,724.4730	0.0000	0.0000	1,188,184.2400	129,567,724.4730
4	EEC	GBP	365,713.1700	40,323,322.1663	0.0000	0.0000	365,713.1700	40,323,322.1663

Sr. No.	Donor Short Name	Commit. Currency	Interest Payment Position upto Previous Month		Interest Payment Position (Current Month)		Total	
			Amount In Commit. Currency	Amount In NPR Currency	Amount In Commit. Currency	Amount In NPR Currency	Amount in Commit. Currency	Amount In NPR Currency
5	EIB	USD	444,603.6100	57,494,141.4968	0.0000	0.0000	444,603.6100	57,494,141.4968
6	IDA	SDR	168,167,131.0600	25,824,885,462.2697	342,772.4100	60,536,595.3057	168,509,903.4700	25,885,422,057.5754
7	IDA	USD	56,157,858.5300	6,165,988,942.8431	8,606.2200	1,142,217.5184	56,166,464.7500	6,167,131,160.3615
8	IFAD	SDR	11,456,506.1600	1,754,157,941.7639	0.0000	0.0000	11,456,506.1600	1,754,157,941.7639
9	IFAD	USD	2,444,856.2600	268,413,502.8250	0.0000	0.0000	2,444,856.2600	268,413,502.8250
10	IMF	SDR	0.0000	0.0000	0.0000	0.0000	0.0000	0.0000
11	NDF	EUR	3,586,002.2500	415,854,443.5928	0.0000	0.0000	3,586,002.2500	415,854,443.5928
12	OFID	USD	12,849,854.0000	1,444,497,849.5513	284,273.4800	37,728,776.2656	13,134,127.4800	1,482,226,625.8169
Total of Multilateral			475,665,559.4600	69,834,594,025.9000	703,651.0000	111,385,818.2400	476,369,210.4600	69,945,979,844.1400
Grand Total			9,301,487,326.2450	793,004,287,012.6250	1,871,531.2600	255,064,016.4816	9,303,358,857.5050	793,259,351,029.1066



Government of Nepal

Ministry of Finance

Public Debt Management Office

Kathmandu, Nepal

Donor Wise Monthly Interest Payment Summary

As on : 2079-Chaitra-29 12/04/2023

Fiscal Year: 2078/2079

Month: Chaitra

			Interest Payment Position upto Previous Month		Interest Payment Position (Current Month)		Total	
Sr. No.	Donor Short Name	Commit. Currency	Amount In Commit. Currency	Amount In NPR Currency	Amount In Commit. Currency	Amount In NPR Currency	Amount in Commit. Currency	Amount In NPR Currency
Donor Type			Bilateral					
1	AUSTRIA	EUR	0.0800	9.7881	0.0000	0.0000	0.0800	9.7881
2	BELGIUM	EUR	103,535.4700	11,384,766.1036	0.0000	0.0000	103,535.4700	11,384,766.1036
3	EBK	KRW	2,900,808,705.0000	166,749,174,160.8006	0.0000	0.0000	2,900,808,705.0000	166,749,174,160.8006
4	EBLCI	USD	9,257,802.7300	1,133,100,740.3572	0.0000	0.0000	9,257,802.7300	1,133,100,740.3572
5	EIBC	CNY	31,299,757.5200	580,972,810.1730	7,331,798.8600	141,210,446.0436	38,631,556.3800	722,183,256.2166
6	JICA	JPY	5,857,203,433.2300	552,080,141,829.5360	12,283,188.0000	12,332,320.7520	5,869,486,621.2300	552,092,474,150.2880
7	KUWAIT	KWD	339,912.7550	69,021,929.9021	5,280.1710	2,276,492.9249	345,192.9260	71,298,422.8270
8	NBF	EUR	21,327,343.7000	2,355,285,027.1252	0.0000	0.0000	21,327,343.7000	2,355,285,027.1252
9	SAUDI	SAR	6,649,156.5600	334,289,911.1808	0.0000	0.0000	6,649,156.5600	334,289,911.1808
Total of Bilateral			8,826,989,647.0450	723,313,371,184.9666	19,620,267.0310	155,819,259.7205	8,846,609,914.0760	723,469,190,444.6871
Donor Type			Multilateral					
1	ADB	SDR	218,733,634.1700	33,711,429,401.6215	1,210,589.0700	215,060,158.6130	219,944,223.2400	33,926,489,560.2345
2	EEC	DKK	339,214.9000	33,959,522.4469	0.0000	0.0000	339,214.9000	33,959,522.4469
3	EEC	EUR	1,188,184.2400	129,567,724.4730	0.0000	0.0000	1,188,184.2400	129,567,724.4730
4	EEC	GBP	365,713.1700	40,323,322.1663	0.0000	0.0000	365,713.1700	40,323,322.1663

Sr. No.	Donor Short Name	Commit. Currency	Interest Payment Position upto Previous Month		Interest Payment Position (Current Month)		Total	
			Amount In Commit. Currency	Amount In NPR Currency	Amount In Commit. Currency	Amount In NPR Currency	Amount in Commit. Currency	Amount In NPR Currency
5	EIB	USD	444,603.6100	57,494,141.4968	937,762.5500	123,535,671.2587	1,382,366.1600	181,029,812.7555
6	IDA	SDR	168,509,903.4700	25,885,422,057.5754	532,554.6300	95,002,933.0637	169,042,458.1000	25,980,424,990.6391
7	IDA	USD	56,166,464.7500	6,167,131,160.3615	38,297.2800	5,062,925.1120	56,204,762.0300	6,172,194,085.4735
8	IFAD	SDR	11,456,506.1600	1,754,157,941.7639	0.0000	0.0000	11,456,506.1600	1,754,157,941.7639
9	IFAD	USD	2,444,856.2600	268,413,502.8250	0.0000	0.0000	2,444,856.2600	268,413,502.8250
10	IMF	SDR	0.0000	0.0000	0.0000	0.0000	0.0000	0.0000
11	NDF	EUR	3,586,002.2500	415,854,443.5928	0.0000	0.0000	3,586,002.2500	415,854,443.5928
12	OFID	USD	13,134,127.4800	1,482,226,625.8169	0.0000	0.0000	13,134,127.4800	1,482,226,625.8169
Total of Multilateral			476,369,210.4600	69,945,979,844.1400	2,719,203.5300	438,661,688.0474	479,088,413.9900	70,384,641,532.1874
Grand Total			9,303,358,857.5050	793,259,351,029.1066	22,339,470.5610	594,480,947.7679	9,325,698,328.0660	793,853,831,976.8745



Government of Nepal

Ministry of Finance

Public Debt Management Office

Kathmandu, Nepal

Donor Wise Monthly Grace Period Interest Payment Summary

As on : 2079-Mangh-29 12/02/2023

Fiscal Year: 2078/2079

Month: Mangh

Sr. No.	Donor Short Name	Commit. Currency	Grace Period Interest Payment Position				Total	
			Upto Previous Month		Current Month		Amount in Commit. Currency	Amount In NPR Currency
			Amount In Commit. Currency	Amount In NPR Currency	Amount In Commit. Currency	Amount In NPR Currency		
1	ADB	SDR	17,037,778.7000	0.0000	75,679.9300	13,043,524.5204	17,113,458.6300	0.0000
2	ADB	USD	6,842,555.5600	0.0000	0.0000	0.0000	6,842,555.5600	905,270,100.5880
3	AIIB	USD	234,584.7800	0.0000	0.0000	0.0000	234,584.7800	31,035,566.3940
4	EBK	KRW	2,176,765,931.0000	0.0000	0.0000	0.0000	2,176,765,931.0000	227,036,686.6033
5	EBLCI	USD	13,724,339.2500	0.0000	709,611.1500	93,122,271.2145	14,433,950.4000	1,909,611,637.9200
6	EIB	EUR	0.0200	0.0000	0.0000	0.0000	0.0200	2.8318
7	EIB	USD	1,537,281.2100	0.0000	0.0000	0.0000	1,537,281.2100	203,382,304.0830
8	EIBC	CNY	96,332,963.9700	0.0000	0.0000	0.0000	96,332,963.9700	1,871,749,489.9371
9	IDA	EUR	680,422.1500	0.0000	0.0000	0.0000	680,422.1500	96,340,972.2185
10	IDA	SDR	73,280,873.5500	0.0000	887,797.9700	154,063,654.3254	74,168,671.5200	0.0000
11	IDA	USD	56,235.2300	0.0000	0.0000	0.0000	56,235.2300	7,439,920.9290
12	IFAD	SDR	1,025,601.5300	0.0000	0.0000	0.0000	1,025,601.5300	0.0000
13	IFAD	USD	58,793.2700	0.0000	0.0000	0.0000	58,793.2700	7,778,349.6210
14	JICA	JPY	21,935,426.0000	0.0000	0.0000	0.0000	21,935,426.0000	22,154,780.2600
15	KUWAIT	KWD	183,198.8240	0.0000	0.0000	0.0000	183,198.8240	79,262,803.1918

Sr. No.	Donor Short Name	Commit. Currency	Grace Period Interest Payment Position				Total	
			Upto Previous Month		Current Month			
			Amount In Commit. Currency	Amount In NPR Currency	Amount In Commit. Currency	Amount In NPR Currency	Amount in Commit. Currency	Amount In NPR Currency
16	OFID	USD	829,345.0400	0.0000	0.0000	0.0000	829,345.0400	109,722,348.7920
17	SAUDI	SAR	726,811.4500	0.0000	0.0000	0.0000	726,811.4500	25,627,371.7270
Grand Total			2,411,252,141.5340	0.0000	1,673,089.0500	260,229,450.0603	2,412,925,230.5840	5,496,412,335.0965



Government of Nepal

Ministry of Finance

Public Debt Management Office

Kathmandu, Nepal

Donor Wise Monthly Grace Period Interest Payment Summary

As on : 2079-Falgun-29 13/03/2023

Fiscal Year: 2078/2079

Month: Falgun

Sr. No.	Donor Short Name	Commit. Currency	Grace Period Interest Payment Position				Total	
			Upto Previous Month		Current Month		Amount in Commit. Currency	Amount In NPR Currency
			Amount In Commit. Currency	Amount In NPR Currency	Amount In Commit. Currency	Amount In NPR Currency		
1	ADB	SDR	17,113,458.6300	0.0000	0.0000	0.0000	17,113,458.6300	3,007,597,941.5459
2	ADB	USD	6,842,555.5600	905,270,100.5880	1,481,805.5500	196,646,482.5960	8,324,361.1100	1,095,236,191.2427
3	AIIB	USD	234,584.7800	31,035,566.3940	0.0000	0.0000	234,584.7800	30,864,319.5046
4	EBK	KRW	2,176,765,931.0000	227,036,686.6033	0.0000	0.0000	2,176,765,931.0000	216,805,886.7276
5	EBLCI	USD	14,433,950.4000	1,909,611,637.9200	0.0000	0.0000	14,433,950.4000	1,899,074,854.1280
6	EIB	EUR	0.0200	2.8318	0.0000	0.0000	0.0200	2.8008
7	EIB	USD	1,537,281.2100	203,382,304.0830	0.0000	0.0000	1,537,281.2100	202,260,088.7997
8	EIBC	CNY	96,332,963.9700	1,871,749,489.9371	0.0000	0.0000	96,332,963.9700	1,835,142,963.6285
9	IDA	EUR	680,422.1500	96,340,972.2185	174,886.8600	24,604,832.3334	855,309.0100	119,777,473.7604
10	IDA	SDR	74,168,671.5200	0.0000	692,320.5800	122,225,226.2670	74,860,992.1000	13,156,415,112.2177
11	IDA	USD	56,235.2300	7,439,920.9290	0.0000	0.0000	56,235.2300	7,398,869.2111
12	IFAD	SDR	1,025,601.5300	0.0000	0.0000	0.0000	1,025,601.5300	180,243,930.6492
13	IFAD	USD	58,793.2700	7,778,349.6210	42,902.5000	5,675,571.7250	101,695.7700	13,380,112.4589
14	JICA	JPY	21,935,426.0000	22,154,780.2600	0.0000	0.0000	21,935,426.0000	21,387,040.3500
15	KUWAIT	KWD	183,198.8240	79,262,803.1918	33,497.1040	14,502,250.6224	216,695.9280	92,930,048.7228

Sr. No.	Donor Short Name	Commit. Currency	Grace Period Interest Payment Position				Total	
			Upto Previous Month		Current Month			
			Amount In Commit. Currency	Amount In NPR Currency	Amount In Commit. Currency	Amount In NPR Currency	Amount in Commit. Currency	Amount In NPR Currency
16	OFID	USD	829,345.0400	109,722,348.7920	0.0000	0.0000	829,345.0400	109,116,926.9128
17	SAUDI	SAR	726,811.4500	25,627,371.7270	0.0000	0.0000	726,811.4500	25,474,741.3225
Grand Total			2,412,925,230.5840	5,496,412,335.0965	2,425,412.5940	363,654,363.5438	2,415,350,643.1780	22,013,106,503.9832



Government of Nepal

Ministry of Finance

Public Debt Management Office

Kathmandu, Nepal

Donor Wise Monthly Grace Period Interest Payment Summary

As on : 2079-Chaitra-29 12/04/2023

Fiscal Year: 2078/2079

Month: Chaitra

Sr. No.	Donor Short Name	Commit. Currency	Grace Period Interest Payment Position				Total	
			Upto Previous Month		Current Month		Amount in Commit. Currency	Amount In NPR Currency
			Amount In Commit. Currency	Amount In NPR Currency	Amount In Commit. Currency	Amount In NPR Currency		
1	ADB	SDR	17,113,458.6300	3,014,085,653.7125	80,399.4000	14,267,286.0024	17,193,858.0300	0.0000
2	ADB	USD	8,324,361.1100	1,096,318,358.1870	0.0000	0.0000	8,324,361.1100	1,096,401,601.7981
3	AIIB	USD	234,584.7800	30,894,815.5260	0.0000	0.0000	234,584.7800	30,897,161.3738
4	EBK	KRW	2,176,765,931.0000	219,418,005.8448	0.0000	0.0000	2,176,765,931.0000	216,805,886.7276
5	EBLCI	USD	14,433,950.4000	1,900,951,267.6800	0.0000	0.0000	14,433,950.4000	1,901,095,607.1840
6	EIB	EUR	0.0200	2.8104	0.0000	0.0000	0.0200	2.8750
7	EIB	USD	1,537,281.2100	202,459,935.3570	251,421.0900	33,004,046.4843	1,788,702.3000	235,589,979.9330
8	EIBC	CNY	96,332,963.9700	1,842,849,600.7461	0.0000	0.0000	96,332,963.9700	1,842,849,600.7461
9	IDA	EUR	855,309.0100	120,188,022.0852	0.0000	0.0000	855,309.0100	122,950,670.1875
10	IDA	SDR	74,860,992.1000	13,184,794,914.3228	2,164,126.9800	386,075,899.2870	77,025,119.0800	0.0000
11	IDA	USD	56,235.2300	7,406,179.7910	0.0000	0.0000	56,235.2300	7,406,742.1433
12	IFAD	SDR	1,025,601.5300	180,632,736.1893	0.0000	0.0000	1,025,601.5300	0.0000
13	IFAD	USD	101,695.7700	13,393,332.9090	0.0000	0.0000	101,695.7700	13,394,349.8667
14	JICA	JPY	21,935,426.0000	21,606,394.6100	0.0000	0.0000	21,935,426.0000	21,694,136.3140
15	KUWAIT	KWD	216,695.9280	93,036,229.7275	0.0000	0.0000	216,695.9280	93,161,913.3658

Sr. No.	Donor Short Name	Commit. Currency	Grace Period Interest Payment Position				Total	
			Upto Previous Month		Current Month			
			Amount In Commit. Currency	Amount In NPR Currency	Amount In Commit. Currency	Amount In NPR Currency	Amount in Commit. Currency	Amount In NPR Currency
16	OFID	USD	829,345.0400	109,224,741.7680	0.0000	0.0000	829,345.0400	109,233,035.2184
17	SAUDI	SAR	726,811.4500	25,496,545.6660	0.0000	0.0000	726,811.4500	25,518,350.0095
Grand Total			2,415,350,643.1780	22,062,756,736.9326	2,495,947.4700	433,347,231.7737	2,417,846,590.6480	5,716,999,037.7428



Government of Nepal

Ministry of Finance

Public Debt Management Office

Kathmandu, Nepal

Donor Wise Monthly Commitment Charge Payment Summary

As on : 2079-Mangh-29 12/02/2023

Fiscal Year: 2078/2079

Month: Mangh

Sr. No.	Donor Short Name	Commit. Currency	Commitment Charge Payment Position				Total	
			Upto Previous Month		Current Month		Amount in Commit. Currency	Amount In NPR Currency
			Amount In Commit. Currency	Amount In NPR Currency	Amount In Commit. Currency	Amount In NPR Currency		
1	AIIB	USD	141,174.9400	17,036,991.7592	0.0000	0.0000	141,174.9400	17,036,991.7592
2	EBLCI	USD	2,140,200.0500	254,397,062.5393	160,129.5300	21,013,798.2219	2,300,329.5800	275,410,860.7612
3	EIB	EUR	190,277.7600	26,335,455.8544	0.0000	0.0000	190,277.7600	26,335,455.8544
4	EIB	USD	40,935.0000	4,763,605.9500	0.0000	0.0000	40,935.0000	4,763,605.9500
5	EIBC	CNY	934,340.7200	16,763,484.0317	0.0000	0.0000	934,340.7200	16,763,484.0317
6	NDF	EUR	2,825.8900	344,101.5978	0.0000	0.0000	2,825.8900	344,101.5978
7	OFID	USD	2,421.1200	278,428.8000	0.0000	0.0000	2,421.1200	278,428.8000
Grand Total			3,452,175.4800	319,919,130.5324	160,129.5300	21,013,798.2219	3,612,305.0100	340,932,928.7543



Government of Nepal

Ministry of Finance

Public Debt Management Office

Kathmandu, Nepal

Donor Wise Monthly Commitment Charge Payment Summary

As on : 2079-Falgun-29 13/03/2023

Fiscal Year: 2078/2079

Month: Falgun

Sr. No.	Donor Short Name	Commit. Currency	Commitment Charge Payment Position				Total	
			Upto Previous Month		Current Month		Amount in Commit. Currency	Amount In NPR Currency
			Amount In Commit. Currency	Amount In NPR Currency	Amount In Commit. Currency	Amount In NPR Currency		
1	AIIB	USD	141,174.9400	17,036,991.7592	0.0000	0.0000	141,174.9400	17,036,991.7592
2	EBLCI	USD	2,300,329.5800	275,410,860.7612	118,779.8700	15,763,276.5477	2,419,109.4500	291,174,137.3089
3	EIB	EUR	190,277.7600	26,335,455.8544	0.0000	0.0000	190,277.7600	26,335,455.8544
4	EIB	USD	40,935.0000	4,763,605.9500	0.0000	0.0000	40,935.0000	4,763,605.9500
5	EIBC	CNY	934,340.7200	16,763,484.0317	0.0000	0.0000	934,340.7200	16,763,484.0317
6	NDF	EUR	2,825.8900	344,101.5978	0.0000	0.0000	2,825.8900	344,101.5978
7	OFID	USD	2,421.1200	278,428.8000	0.0000	0.0000	2,421.1200	278,428.8000
Grand Total			3,612,305.0100	340,932,928.7543	118,779.8700	15,763,276.5477	3,731,084.8800	356,696,205.3020



Government of Nepal

Ministry of Finance

Public Debt Management Office

Kathmandu, Nepal

Donor Wise Monthly Commitment Charge Payment Summary

As on : 2079-Chaitra-29 12/04/2023

Fiscal Year: 2078/2079

Month: Chaitra

Sr. No.	Donor Short Name	Commit. Currency	Commitment Charge Payment Position				Total	
			Upto Previous Month		Current Month		Amount in Commit. Currency	Amount In NPR Currency
			Amount In Commit. Currency	Amount In NPR Currency	Amount In Commit. Currency	Amount In NPR Currency		
1	AIIB	USD	141,174.9400	17,036,991.7592	0.0000	0.0000	141,174.9400	17,036,991.7592
2	EBLCI	USD	2,419,109.4500	291,174,137.3089	0.0000	0.0000	2,419,109.4500	291,174,137.3089
3	EIB	EUR	190,277.7600	26,335,455.8544	0.0000	0.0000	190,277.7600	26,335,455.8544
4	EIB	USD	40,935.0000	4,763,605.9500	0.0000	0.0000	40,935.0000	4,763,605.9500
5	EIBC	CNY	934,340.7200	16,763,484.0317	0.0000	0.0000	934,340.7200	16,763,484.0317
6	NDF	EUR	2,825.8900	344,101.5978	0.0000	0.0000	2,825.8900	344,101.5978
7	OFID	USD	2,421.1200	278,428.8000	0.0000	0.0000	2,421.1200	278,428.8000
Grand Total			3,731,084.8800	356,696,205.3020	0.0000	0.0000	3,731,084.8800	356,696,205.3020