


GOVERNMENT DEBT STATISTICS

For the month of Falgun 2082 (Mid-March, 2026)



GOVERNMENT OF NEPAL

MINISTRY OF FINANCE

PUBLIC DEBT MANAGEMENT OFFICE

Tripureshwor, Kathmandu, Nepal

Phone No: +977- 01-4538358, 4538359

Email: info@pdmo.gov.np

GOVERNMENT DEBT STATISTICS
For the month of Falgun 2082 (Mid-March, 2026)

CONTENTS

Table	Particular
Table 1	Debt Liability of the Government of Nepal
Table 2	Domestic Debt Liability of the Government of Nepal
Table 3	Debt Service Status
Table 4	Domestic Debt Service Status
Table 5	External Debt Composition by Creditor
Table 6	External Debt Composition by Currency
Table 7	Interest/Discount Amount Paid for Different Securities in FY 2081/82
Table 8	Debt Mobilization Target & Mobilize
Table 9	Repayment of Principal Amount of Government Securities in FY 2081/82
Table 10	Government Securities New Issued in FY 2081/82
Table 11	Ownership Structure of Government Securitie
Table 12	Ownership of Treasury Bills (28, 91, 182 & 364 Days)
Table 13	Ownership Structure of Development Bonds
Table 14	Ownership Structure of Citizen Saving Bonds
Table 15	Ownership Structure of Foreign Employment Saving Bonds
Table 16	Repayment Schedule of Government Securities

Table 1
Debt Liability of the Government of Nepal
 For the month of Falgun 2082 (Mid-March, 2026)

(Amount in NPR Crore)

S.N.	Particulars	Opening Balance (Sharwan 1, 2082)	Transaction Upto this month		Exchange Gain/ Loss	Outstanding Balance Upto Current Month	Compositio n of Debt (in %)	Public Debt to GDP %
			Disbursement/ New Issued	Repayment				
A.	External Debt	140,582.36	5,680.03	3,042.43	(9,798.15)	153,018.10	53.16	25.06
B	Domestic Debt	126,822.41	24,366.69	16,377.53		134,811.57	46.84	22.07
Total Debt		267,404.77	30,046.72	19,419.96	(9,798.15)	287,829.67	100.00	47.13

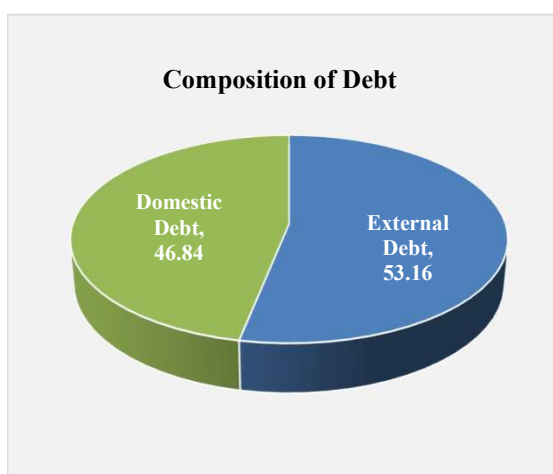


Table 2
Domestic Debt Liability of the Government of Nepal
 For the month of Falgun 2082 (Mid-March, 2026)

(Amount in NPR Crore)

S.N.	Bonds	Opening Balance (Sharwan 1, 2082)	Transaction Upto this month		Outstanding Balance Upto Current Month (Rs. in Crore)	Share (in %)
			New Issued	Repayment		
1	Treasury Bills	37,556.20	5,500.00	12,090.00	30,966.20	22.97
2	Development Bonds	87,375.70	18,600.00	4,086.00	101,889.70	75.58
3	Citizen Savings Bonds	1,341.50	250.00	200.00	1,391.50	1.03
4	Foreign Employment Saving Bonds	33.05	16.69	1.53	48.21	0.04
5	IMF Bond	515.96	-	-	515.96	0.38
Total		126,822.41	24,366.69	16,377.53	134,811.57	100.00

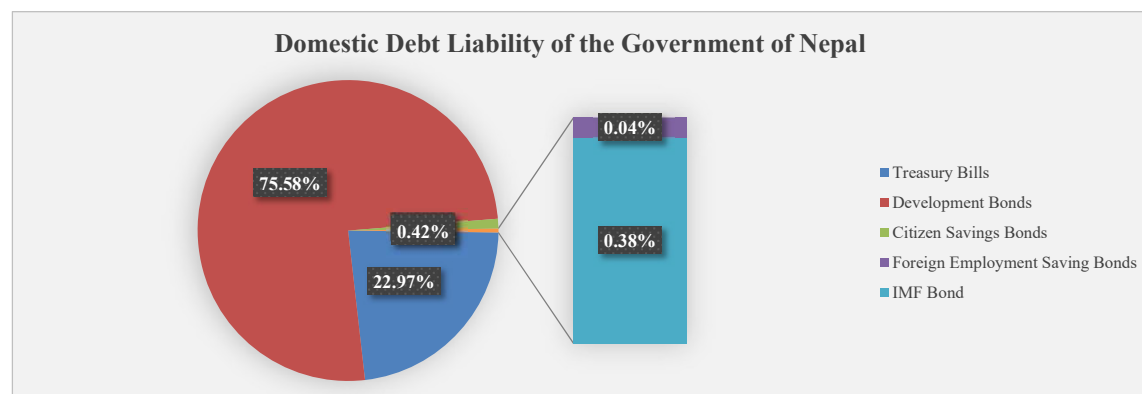


Table 3
Debt Service Status
For the month of Falgun 2082 (Mid-March, 2026)

(Amount in NPR Crore)

S.N.	Particulars	Annual Budget	Expenditure Upto Month	Budget Balance	Expenditure Percent	Debt Service to GDP
1	External Debt	6,745.16	3,746.71	2,998.45	55.55	0.61%
A	Principle Repayment	5,188.00	3,042.43	2,145.57	58.64	0.50%
B	Interest Repayment (Including Grace Period & Commitment Charges)	1,557.16	704.28	852.88	45.23	0.12%
2	Domestic Debt	34,355.87	20,480.16	13,875.71	59.61	3.35%
A	Principle Repayment	25,059.73	16,377.53	8,682.20	65.35	2.68%
B	Interest Payment	9,296.14	4,102.63	5,193.51	44.13	0.67%
	Total	41,101.03	24,226.87	16,874.16	58.94	3.97%
3	Total Principal Payment	30,247.73	19,419.96	10,827.77	64.20	3.18%
4	Total Interest Payment	10,853.30	4,806.91	6,046.39	44.29	0.79%

Table 4

Domestic Debt Service Status

For the month of Falgun 2082 (Mid-March, 2026)

(Amount in NPR Crore)

S.N.	Particulars	Annual Budget	Repayment upto this month	Budget Balance
A	Principle Repayment	25,059.73	16,377.53	8,682.20
	Treasury Bills	14,658.73	12,090.00	2,568.73
	Development Bonds	10,000.00	4,086.00	5,914.00
	CSB & FESB	401.00	201.53	199.47
B	Interest/Discount Repayment	9,296.14	4,102.63	5,193.51
	Treasury Bills	3,111.14	362.18	2,748.96
	Development Bonds	6,000.00	3,667.58	2,332.42
	CSB & FESB	180.00	72.64	107.36
	Commission	5.00	0.23	4.77
	Total	34,355.87	20,480.16	13,875.71

Table 5

External Debt Composition by Creditor
For the month of Falgun 2082 (Mid-March, 2026)

(Amount in NPR Crore)

S.N.	Particulars	Currency	Outstanding Balance Upto Current Month(NPR)	In USD	Share (in %)
A.	Bilateral				
1	BELGIUM	EUR	503,523,036.03	3,406,555.96	0.03
2	EBK	KRW	4,587,422,681.00	31,035,942.64	0.30
3	EBLCI	USD	36,618,532,164.73	247,740,559.94	2.39
4	EIBC	CNY	37,367,213,301.57	252,805,718.84	2.44
5	JICA	JPY	58,547,107,085.03	396,097,064.37	3.83
6	KUWAIT	KWD	1,771,158,297.04	11,982,668.95	0.12
7	NBF	EUR	194,274,256.30	1,314,351.24	0.01
8	SAUDI	SAR	2,992,273,864.99	20,244,055.65	0.20
	Total Bilateral		142,581,504,686.69	964,626,917.57	9.32
B.	Multilateral				
1	ADB	SDR	271,361,683,689.28	1,835,881,765.03	17.73
2	ADB	USD	252,870,226,651.89	1,710,778,882.70	16.53
3	AIIB	USD	5,855,394,399.62	39,614,331.91	0.38
4	NDF	EUR	1,807,819,415.20	12,230,697.62	0.12
5	OFID	USD	6,076,048,069.13	41,107,151.54	0.40
6	IDA	EUR	58,946,700.00	398,800.49	0.00
7	IDA	SDR	741,920,752,477.47	5,019,421,909.73	48.49
8	IDA	USD	4,039,132,257.53	27,326,515.51	0.26
9	IFAD	SDR	10,310,220,734.29	69,753,201.64	0.67
10	IFAD	USD	1,095,828,124.27	7,413,761.75	0.07
11	IMF	SDR	69,288,060,720.00	468,764,364.52	4.53
12	EEC	DKK	4,587,914.34	31,039.27	0.00
13	EEC	EUR	119,400,837.98	807,799.46	0.01
14	EEC	GBP	21,156,724.97	143,134.60	0.00
15	EIB	EUR	6,774,493,675.06	45,832,444.86	0.44
16	EIB	USD	15,995,758,870.48	108,218,380.83	1.05
	Total Multilateral		1,387,599,511,261.50	9,387,724,181.46	90.68
	Total		1,530,181,015,948.19	10,352,351,099.03	100.00

Table 6
External Debt Composition by Currency
For the month of Falgun 2082 (Mid-March, 2026)

(Amount in NPR)

S.N.	Particulars	Commitment Currency	Outstanding Balance Upto Current Month	Share (in %)
1	CNY	1,737,201,920.11	37,367,213,301.57	2.44
2	DKK	200,608.41	4,587,914.34	0.00
3	EUR	55,357,941.71	9,458,457,920.57	0.62
4	GBP	106,846.75	21,156,724.97	0.00
5	JPY	62,818,784,426.00	58,547,107,085.03	3.83
6	KRW	45,874,226,810.00	4,587,422,681.00	0.30
7	KWD	3,672,697.35	1,771,158,297.04	0.12
8	SAR	75,965,317.72	2,992,273,864.99	0.20
9	SDR	5,444,840,276.99	1,092,880,717,621.04	71.42
10	USD	2,182,199,584.18	322,550,920,537.65	21.08
Total			1,530,181,015,948.19	100.00

Table 7

**Interest/Discount Amount Paid for Different Securities in FY
For the month of Falgun 2082 (Mid-March, 2026)**

(Amount in NPR Crore)

Months	Development Bonds	Citizen/Foreign Employment Saving Bonds	Treasury Bills	Commision	Total
Shrawan	513.73		34.98		548.70
Bhadra	561.88	21.74	30.64		614.26
Ashwin	439.84	11.86	11.49		463.19
Kartik	240.57	-	72.99		313.56
Mangsir	330.58	0.94	70.83		402.35
Poush	446.02	29.02	20.50		495.54
Magh	490.73		56.48	0.23	547.44
Fagun	644.23	9.08	64.28		717.59
Chaitra					-
Baisakh					-
Jestha					-
Asadh					-
Total	3,667.58	72.64	362.18	0.23	4,102.63

Table- 8
Debt Mobilization Target & Mobilize
For the month of Falgun 2082 (Mid-March, 2026)

(Amount in NPR Crore)

S.N.	Debt	Annula Target(FY 2082/83)	Mobilize till this period	Yet to Receive	Mobilize %
1	Total Public Debt	59,566.31	30,046.72	29,519.59	50.44
1.1	Domestic Debt	36,200.00	24,366.69	11,833.31	67.31
1.2	External Debt	23,366.31	5,680.03	17,686.28	24.31

Table 9

**Repayment of Principal Amount of Government Securities in
For the month of Falgun 2082 (Mid-March, 2026)**

(Amount in NPR Crore)

Months	Citizen Saving Bonds	Development Bonds	Treasury Bills	Foreign Employment Saving Bonds	Total
Shrawan	-	-	2,710.00	-	2,710.00
Bhadra	-		2,930.00		2,930.00
Ashwin	-		2,375.00		2,375.00
Kartik		1,386.00	1,825.00		3,211.00
Mangsir		200.00			200.00
Poush			1,250.00		1,250.00
Magh		1,000.00			1,000.00
Fagun	200.00	1,500.00	1,000.00	1.533	2,701.53
Chaitra					-
Baisakh					-
Jestha					-
Asadh					-
Total	200.00	4,086.00	12,090.00	1.53	16,377.53

Table 10
Government Securities New Issued in FY 2081/82
For the month of Falgun 2082 (Mid-March, 2026)

(Amount in NPR Crore)

S.No.	Securities	Issue Date	Maturity Date	Interest/Discount Rate %	Issued Amount
1. Treasury Bills					
1	NPTB09101775	7/18/2082	10/20/2082	2.3647	500.00
2	NPTB18210474	7/25/2082	1/29/2083	2.2513	500.00
3	NPTB02800416	8/9/2082	9/8/2082	1.5084	500.00
4	NPTB09101778	9/1/2082	12/3/2082	2.3112	500.00
5	NPTB36411773	9/22/2082	2083/09/21	2.5811	500.00
6	NPTB02800417	10/6/2082	11/5/2082	1.6545	500.00
7	NPTB18210480	10/13/2082	4/12/2083	2.3964	500.00
8	NPTB36411775	10/20/2082	10/19/2083	2.6716	500.00
9	NPTB09101781	10/27/2082	1/29/2083	2.4129	500.00
10	NPTB09101782	11/19/2082	2/19/2083	2.3307	500.00
11	NPTB09101783	11/26/2082	2/26/2083	2.5781	500.00
Total:					5,500.00
2. Development Bonds					
1	NPDB03132085	4/8/2082	4/7/2085	3.07%	1,000.00
2	NPDB04152086	4/15/2082	4/14/2086	3.07%	1,000.00
3	NPDB11002093	4/22/2082	4/21/2093	4.44%	1,000.00
4	NPDB08052090	4/29/2082	4/28/2090	4.01%	1,000.00
5	NPDB10032092	5/5/2082	5/4/2092	4.09%	1,000.00
6	NPDB03142085	5/12/2082	5/11/2085	3.00%	1,000.00
7	NPDB09032091	5/19/2082	5/19/2091	4.00%	1,000.00
8	NPDB07072089	6/23/2082	6/23/2089	3.68%	1,000.00
9	NPDB05142087	6/30/2082	6/30/2087	3.20%	1,000.00
10	NPDB04162086	7/20/2082	7/20/2086	2.99%	1,000.00
11	NPDB06102088	7/27/2082	7/27/2088	3.17%	1,000.00
12	NPDB10042092	8/16/2082	8/16/2092	3.84%	1,000.00
13	NPDB03152085	8/25/2082	8/25/2085	2.81%	1,000.00
14	NPDB08062090	9/9/2082	9/8/2090	3.37%	1,000.00
15	NPDB04172086	9/24/2082	9/23/2086	2.95%	1,000.00
16	NPDB09042091	10/15/2082	10/14/2091	4.15%	1,000.00
17	NPDB03162085	10/22/2082	10/21/2085	2.99%	1,000.00
18	NPDB07082089	10/22/2082	1/13/2089	3.60%	1,000.00
19	NPDB05152087	11/27/2082	11/26/2087	3.10%	600.00
Total:					18,600.00
3. Citizen Saving Bonds					
1	NPCB05002087	2082/08/28	2087/08/28	6.50%	250.00
Total:					250.00
4. Foreign Employment Saving Bonds					
1	NPFB05002087	2082/08/28	2087/08/28	7.50%	16.69
Total:					16.69
Grand Total:					24,366.69

Table 11

Ownership Structure of Government Securities**For the month of Falgun 2082 (Mid-March, 2026)****(Amount in NPR Crore)**

S.N.	Ownership	Treasury Bills	Development Bonds	Citizen Saving Bonds	Foreign Employment Saving Bonds	Total	Share (in %)
1	NRB Secondary Market	-	878.62	189.54	0.60	1,068.76	0.80
2	Commercial Banks	19,340.89	78,926.95	-	-	98,267.84	73.17
3	Development Banks	346.05	8,341.54	-	-	8,687.59	6.47
4	Finance Companies	222.27	1,577.53	-	-	1,799.79	1.34
5	Microfinance	94.52	36.34	-	-	130.86	0.10
7	Insurance Companies	1,969.60	3,040.73	-	-	5,010.33	3.73
8	General Public Individuals	-		1,201.97	47.61	1,249.57	0.93
9	Market Makers			0.00	-	0.00	0.00
10	Others	8,992.89	9,087.97	-	-	18,080.86	13.46
Total		30,966.20	101,889.70	1,391.51	48.21	134,295.61	100.00

Table 12
Ownership of Treasury Bills (28, 91, 182 & 364 Days)
 For the month of Falgun 2082 (Mid-March, 2026)

(Amount in NPR Crore)

Days	Serial Number	Issue Date	Maturity Date	Commercial Bank	Development Bank	Finance Company	Insurance Company	Microfinance	NRB Secondary	Others *	Total Amount	Discount Rate %
28												
	Total 28 Days			-	-	-	-	-	-	-	-	
91	NPTB09101778	2082/09/01	2082/12/03	157.25	5.00	2.50	86.08			249.17	500.00	2.3112
91	NPTB09101779	2082/09/08	2082/12/10	1,110.81		21.01	62.15			255.23	1,449.20	2.3643
91	NPTB09101780	2082/10/20	2083/01/23	376.25		12.75	18.15	1.78		91.07	500.00	2.4902
91	NPTB09101781	2082/10/27	2083/01/29	371.75		3.25	6.21			118.79	500.00	2.4129
91	NPTB09101782	2082/11/19	2083/02/19			2.00	33.84			1,068.66	1,104.50	2.3307
91	NPTB09101783	2082/11/26	2083/02/26	1,102.00		25.00	8.35	0.76		213.89	1,350.00	2.5781
	Total 91 Days			3,118.06	5.00	66.51	214.78	2.54		1,996.81	5,403.70	
182	NPTB18210472	2082/07/11	2083/01/15	260.00		10.00				1,030.00	1,300.00	1.8027
182	NPTB18210473	2082/07/18	2083/01/22			10.00	14.65			875.35	900.00	1.6172
182	NPTB18210474	2082/07/25	2083/01/29	743.68		19.00	506.55			216.27	1,485.50	2.2515
182	NPTB18210475	2082/08/02	2083/02/05	398.54	5.00	19.76	14.64	1.98		58.08	498.00	2.3958
182	NPTB18210476	2082/08/16	2083/02/19	1,143.50	3.00	8.50	55.98			289.02	1,500.00	2.4847
182	NPTB18210477	2082/08/23	2083/02/26	77.00		3.00	42.83			677.17	800.00	2.3010
182	NPTB18210478	2082/09/01	2083/03/02	342.24		9.00	90.00			191.76	633.00	2.4214
182	NPTB18210479	2082/09/22	2083/09/23				16.45			483.55	500.00	2.2924
182	NPTB18210480	2082/10/13	2083/04/12	372.75		17.25	49.82			560.18	1,000.00	2.3964
182	NPTB18210481	2082/11/05	2083/05/02			18.50	6.50			475.00	500.00	
	Total 182 Days			3,337.71	8.00	115.01	797.43	1.98		4,856.38	9,116.50	
364	NPTB36411749	2081/12/05	2082/12/03	890.00	10.00						900.00	3.0300
364	NPTB36411750	2081/12/12	2082/12/10	476.55	23.45						500.00	3.0300
364	NPTB36411751	2081/12/26	2082/12/24	465.00	35.00						500.00	3.2800
364	NPTB36411752	2082/01/02	2083/01/01	690.00	10.00						700.00	3.0800
364	NPTB36411753	2082/01/09	2083/01/08	350.00	50.00						400.00	3.0487
364	NPTB36411754	2082/01/16	2083/01/15	190.48	9.52						200.00	3.0000
364	NPTB36411755	2082/01/23	2083/01/22	589.53	18.47						608.00	3.0000
364	NPTB36411756	2082/01/30	2083/01/29	184.42	4.58						189.00	3.0000
364	NPTB36411757	2082/02/06	2083/02/05	733.43	16.57						750.00	2.9928
364	NPTB36411758	2082/02/13	2082/02/12	1,347.26	27.74			70.00		255.00	1,700.00	2.9774
364	NPTB36411759	2080/02/20	2083/02/19	649.82	33.18						683.00	2.9980
364	NPTB36411760	2082/03/03	2083/03/02	404.43	20.57					75.00	500.00	3.0000
364	NPTB36411761	2082/03/10	2083/03/09	419.54	5.46					75.00	500.00	3.0000
364	NPTB36411762	2082/03/17	2083/03/16	409.64	15.36					75.00	500.00	3.0000
364	NPTB36411763	2082/03/24	2083/03/23	708.86	22.14					129.00	860.00	2.9701
364	NPTB36411764	2082/04/20	2083/04/19	43.50	13.00			113.50		30.00	200.00	2.6900
364	NPTB36411765	2082/04/27	2083/04/26	271.75		2.00	151.25			75.00	500.00	2.6900
364	NPTB36411766	2082/05/03	2083/05/02	170.00						30.00	200.00	2.6023
364	NPTB36411767	2082/05/17	2083/05/16	150.00	10.00	8.00				32.00	200.00	2.6105
364	NPTB36411768	2082/07/11	2083/07/10	132.00		1.00				23.00	156.00	2.5895
364	NPTB36411769	2082/07/25	2083/07/24	411.00		14.00	4.54			70.46	500.00	2.5788
364	NPTB36411770	2082/08/16	2083/08/15	425.00			18.75			56.25	500.00	2.6029
364	NPTB36411771	2082/08/23	2082/08/22	30.00			17.14			152.86	200.00	2.5411
364	NPTB36411772	2082/09/08	2083/09/07	168.00		2.00	10.00			20.00	200.00	2.5835
364	NPTB36411773	2082/09/22	2083/09/21	362.00	3.00		60.00			75.00	500.00	2.5811
364	NPTB36411774	2082/10/13	2083/10/12	630.00	5.00		200.00			265.00	1,100.00	2.6254
364	NPTB36411775	2082/10/20	2083/10/19	694.75		5.25	70.00	20.00		210.00	1,000.00	2.6716
364	NPTB36411776	2082/11/12	2083/11/11	241.00		4.00	183.87			271.13	700.00	
364	NPTB36411777	2082/11/19	2083/11/18	270.50		4.50	100.00			125.00	500.00	
364	NPTB36411778	2082/11/26	2083/11/25	376.67			28.33			95.00	500.00	
	Total 364 Days			12,885.12	333.05	40.75	957.39	90.00	-	2,139.70	16,446.00	
	Total			19,340.89	346.05	222.27	1,969.60	94.52	-	8,992.89	30,966.20	

Table-13
Ownership Structure of Development Bonds
For the month of Falgun 2082 (Mid-March, 2026)

(Amount in NPR Crore)

Bond Name	Issued date	Maturity date	Interest Rate %	Commercial Banks	Development Banks	Finance Companies	Insurance Companies	Microfinance	NRB Secondary Market	Others *	Total
NPDB15002087	072-03-18	087-03-18	2.65	235.00	4.00	2.00	-	-	259.00	-	500.00
NPDB11002083	072-12-19	083-12-19	4.44	1,201.81	21.89	3.00	21.70	-	34.57	17.02	1,300.00
NPDB12002085	073-01-05	085-01-05	4.74	1,154.32	14.70	2.00	39.66	-	80.50	8.81	1,300.00
NPDB13002086	073-01-10	086-01-10	4.94	1,236.00	4.00	10.00	50.00	-	-	-	1,300.00
NPDB15002088	073-01-17	088-01-17	4.94	1,050.52	0.48	7.00	42.00	-	-	-	1,100.00
NPDB13012086	073-12-16	086-12-16	3.84	294.00	15.00	1.45	-	-	189.55	-	500.00
NPDB09012083	074-01-20	083-01-20	3.99	470.60	2.00	2.35	0.05	-	225.00	-	700.00
NPDB15002089	074-03-07	089-03-07	4.99	584.00	10.00	6.00	-	-	-	-	600.00
NPDB10012084	074-04-27	084-04-27	3.83	460.00	-	-	-	-	40.00	-	500.00
NPDB12022086	074-04-32	086-04-32	4.32	450.00	-	-	-	-	50.00	-	500.00
NPDB15012089	074-05-23	089-05-23	4.99	460.50	31.00	8.50	-	-	-	-	500.00
NPDB14012088	074-05-26	088-05-26	4.99	460.67	35.33	4.00	-	-	-	-	500.00
NPDB13012087	074-05-28	087-05-28	5.12	443.90	55.00	1.00	0.10	-	-	-	500.00
NPDB11012085	074-05-30	085-05-30	5.18	472.75	25.50	1.75	-	-	-	-	500.00
NPDB10022084	074-06-02	084-06-02	5.15	445.08	44.94	6.99	3.00	-	-	-	500.00
NPDB11022085	074-07-27	085-07-27	6.48	487.00	5.00	8.00	-	-	-	-	500.00
NPDB07022083	076-02-01	083-02-01	6.50	688.50	8.00	5.70	-	9.00	-	-	711.20
NPDB09032085	076-02-03	085-02-03	6.50	781.88	10.54	4.31	-	-	-	3.27	800.00
NPDB10032086	076-02-06	086-02-06	6.49	546.19	30.00	11.81	12.00	-	-	-	600.00
NPDB11022087	076-02-08	087-02-08	6.48	538.45	60.50	1.05	-	-	-	-	600.00
NPDB13022089	076-02-10	089-02-10	6.50	493.50	10.00	-	-	-	-	6.00	509.50
NPDB14002090	076-02-13	090-02-13	6.50	646.00	8.00	3.00	16.00	-	-	1.00	674.00
NPDB08032084	076-03-30	084-03-30	5.99	1,047.56	38.44	4.00	-	10.00	-	-	1,100.00
NPDB09042086	077-06-12	086-06-12	4.77	1,516.50	226.00	212.50	-	-	-	45.00	2,000.00
NPDB07042084	077-06-21	084-06-21	4.14	483.00	447.00	70.00	-	-	-	-	1,000.00
NPDB10042087	077-07-20	087-07-20	4.14	1,515.47	379.53	95.00	-	-	-	10.00	2,000.00
NPDB07052084	077-10-14	084-10-14	3.88	470.80	434.20	95.00	-	-	-	-	1,000.00
NPDB06032083	077-10-21	083-10-21	3.90	501.60	405.40	93.00	-	-	-	-	1,000.00
NPDB08042085	077-11-12	085-11-12	4.00	873.87	41.44	84.70	-	-	-	-	1,000.00
NPDB08052085	077-11-19	085-11-19	4.12	803.92	101.09	75.00	-	-	-	20.00	1,000.00
NPDB05042083	078-02-13	083-02-13	4.79	1,124.17	334.83	41.00	-	-	-	-	1,500.00
NPDB06062084	078-03-09	084-03-09	4.72	802.23	194.77	3.00	-	-	-	-	1,000.00
NPDB05052083	078-03-23	083-03-23	4.37	1,078.25	421.75	-	-	-	-	-	1,500.00
NPDB05062083	078-11-09	083-11-09	6.93	719.80	160.00	120.20	-	-	-	-	1,000.00
NPDB04072083	079-02-25	083-02-25	9.20	1,129.46	286.46	84.09	-	-	-	-	1,500.00
NPDB05072084	079-03-08	084-03-08	9.19	939.24	400.00	160.76	-	-	-	-	1,500.00
NPDB05082084	079-03-15	084-03-15	9.02	1,408.50	63.00	28.50	-	-	-	-	1,500.00
NPDB06072085	079-03-22	085-03-22	8.49	493.50	-	1.50	5.00	-	-	-	500.00
NPDB04082083	079-09-06	083-09-06	10.93	380.50	69.00	5.00	30.50	-	-	15.00	500.00

Table-13
Ownership Structure of Development Bonds
 For the month of Falgun 2082 (Mid-March, 2026)

(Amount in NPR Crore)

Bond Name	Issued date	Maturity date	Interest Rate %	Commercial Banks	Development Banks	Finance Companies	Insurance Companies	Microfinance	NRB Secondary Market	Others *	Total
NPDB05092084	079-10-18	084-10-18	9.50	610.00	69.02	0.98	17.50	-	-	102.50	800.00
NPDB05262084	079-10-25	083-10-25	8.98	573.00	22.00	-	6.56	-	-	98.43	700.00
NPDB06062085	079-12-22	085-12-22	8.87	936.00	64.00	-	-	-	-	-	1,000.00
NPDB04112084	080-01-08	084-01-08	8.90	1,858.38	105.63	6.00	30.00	-	-	-	2,000.00
NPDB05082085	080-02-032	085-02-03	8.57	779.50	85.00	5.50	10.00	-	-	120.00	1,000.00
NPDB05092085	080-02-19	085-02-19	8.00	869.13	130.88	-	-	-	-	-	1,000.00
NPDB06052086	080-03-06	086-03-06	6.93	858.00	122.00	15.00	5.00	-	-	-	1,000.00
NPDB06062086	080-03-22	086-03-22	6.35	955.00	45.00	-	-	-	-	-	1,000.00
NPDB06072086	080-04-19	086-04-19	6.50	310.00	106.00	-	-	-	-	-	416.00
NPDB08022088	080-04-29	088-04-29	7.00	470.00	215.00	5.00	-	-	-	-	690.00
NPDB06082086	080-05-11	086-05-11	7.00	440.00	225.00	15.00	-	-	-	-	680.00
NPDB06092086	080-05-25	086-05-25	7.00	703.40	291.60	5.00	-	-	-	-	1,000.00
NPDB06112086	080-05-31	086-05-31	7.00	775.00	100.00	5.00	-	-	-	-	880.00
NPDB06102086	080-06-01	086-06-01	7.00	470.00	90.00	-	-	-	-	-	560.00
NPDB06122086	080-06-04	086-06-04	7.00	695.00	-	-	-	-	-	-	695.00
NPDB05102085	080-06-07	085-06-07	7.00	950.00	50.00	-	-	-	-	-	1,000.00
NPDB08032088	080-06-15	088-06-15	7.00	1,199.95	109.47	0.59	-	-	-	-	1,310.00
NPDB08052088	080-06-19	088-06-19	7.00	959.05	33.61	0.54	6.80	-	-	-	1,000.00
NPDB08042088	080-06-26	088-06-26	7.00	967.56	31.88	0.56	-	-	-	-	1,000.00
NPDB08062088	080-08-20	088-08-20	6.00	587.88	84.45	27.67	-	-	-	-	700.00
NPDB05112085	080-09-06	085-09-06	5.56	657.00	40.00	3.00	-	-	-	-	700.00
NPDB08072088	080-09-23	088-09-23	5.96	605.00	95.00	-	-	-	-	-	700.00
NPDB05122085	080-10-12	085-10-12	5.84	935.00	65.00	-	-	-	-	-	1,000.00
NPDB08082088	080-10-26	088-10-26	5.92	600.00	100.00	-	-	-	-	-	700.00
NPDB08092088	080-11-30	088-11-30	5.74	667.00	123.00	10.00	-	-	-	-	800.00
NPDB06132086	080-12-09	086-12-09	5.48	719.00	50.00	-	-	-	-	-	769.00
NPDB08032089	081-01-20	089-01-20	5.39	456.00	40.00	4.00	-	-	-	-	500.00
NPDB06052087	081-02-07	087-02-07	5.17	887.00	113.00	-	-	-	-	-	1,000.00
NPDB06062087	081-02-17	087-02-15	5.08	836.00	45.00	19.00	-	-	-	-	900.00
NPDB08042089	081-03-11	089-03-11	5.17	833.00	67.00	-	-	-	-	-	900.00
NPDB11002092	081-04-17	092-04-17	5.28	966.00	33.00	1.00	-	-	-	-	1,000.00
NPDB09012090	081-04-24	090-04-24	5.22	726.48	249.52	14.00	-	10.00	-	-	1,000.00
NPDB06072087	081-04-31	087-04-31	5.04	851.00	40.00	3.00	-	6.00	-	100.00	1,000.00
NPDB05142086	081-05-06	086-05-05	4.91	800.00	100.00	-	-	-	-	100.00	1,000.00
NPDB03122084	081-05-13	084-05-12	4.39	925.00	-	-	-	-	-	75.00	1,000.00
NPDB06082087	081-05-20	087-05-19	4.63	853.00	35.00	12.00	-	-	-	100.00	1,000.00
NPDB03132084	081-05-27	084-05-27	3.95	900.00	-	-	-	-	-	100.00	1,000.00
NPDB06092087	081-06-10	087-06-9	4.27	985.00	5.00	10.00	-	-	-	-	1,000.00
NPDB09022090	081-07-08	090-07-08	4.34	725.00	40.00	-	-	-	-	135.00	900.00

Table-13
Ownership Structure of Development Bonds
 For the month of Falgun 2082 (Mid-March, 2026)

(Amount in NPR Crore)

Bond Name	Issued date	Maturity date	Interest Rate %	Commercial Banks	Development Banks	Finance Companies	Insurance Companies	Microfinance	NRB Secondary Market	Others *	Total
NPDB06102087	081-07-29	087-07-29	4.18	712.60	25.00	1.00	11.40			250.00	1,000.00
NPDB03142084	081-08-12	084-08-12	3.79	840.00	10.00		9.50			140.50	1,000.00
NPDB06112087	081-09-03	087-09-03	4.00	850.00			9.78			140.22	1,000.00
NPDB09032090	081-10-03	090-10-03	5.49	600.00	60.00		7.73			142.27	810.00
NPDB08052089	081-10-11	089-10-11	5.04	805.00	45.00		1.97			148.03	1,000.00
NPDB10002091	081-10-18	091-10-18	5.05	780.00	30.00	40.00				150.00	1,000.00
NPDB06122087	081-10-23	087-10-23	4.50	533.10	24.14	10.00				432.76	1,000.00
NPDB11012092	081-11-1	092-11-01	5.34	680.00	10.00	40.00				270.00	1,000.00
NPDB09042090	081-11-09	090-11-09	5.30	668.00	39.60	5.00	-	-	-	287.40	1,000.00
NPDB08062089	081-11-22	089-11-22	5.04	274.36	20.64	-	-	-	-	205.00	500.00
NPDB10012091	081-11-28	091-11-28	5.00	335.42	39.58	-	-	-	-	125.00	500.00
NPDB11022092	081-12-06	092-12-06	5.00	785.00	60.00	5.00				150.00	1,000.00
NPDB06132087	081-12-13	087-12-13	4.49	824.00	11.00	15.00	0.99			149.01	1,000.00
NPDB09022091	082-02-29	091-02-28	5.00	301.09	15.97	10.19				57.75	385.00
NPDB03132085	082-04-08	085-04-07	3.07	840.00		10.00				150.00	1,000.00
NPDB04152086	082-04-15	086-04-14	3.07	815.00	30.00	5.00				150.00	1,000.00
NPDB11002093	082-04-22	093-04-21	4.44	765.00	35.00		17.65			182.35	1,000.00
NPDB08052090	082-04-29	090-04-28	4.01	652.44	42.56	5.00	9.38			290.63	1,000.00
NPDB10032092	2082-05-05	2092-05-04	4.09	454.67	43.67					501.67	1,000.00
NPDB03142085	2082-05-12	2085-05-11	3.00	755.08	10.00	0.29				234.63	1,000.00
NPDB09032091	2082-05-19	2091-05-19	4.00	495.11	23.80	5.04				476.04	1,000.00
NPDB05142087	2082-06-23	2089-06-23	3.68	700.00	10.00					290.00	1,000.00
NPDB07072089	2082-06-30	2087-06-30	3.20	640.00	10.00					350.00	1,000.00
NPDB04162086	2082-07-20	2086-07-19	2.99	540.00	40.00		51.10			368.90	1,000.00
NPDB06102088	2082-07-27	2088-07-26	3.17	450.00			9.38			540.63	1,000.00
NPDB10042092	2082-08-17	2092-08-16	3.84	29.00	21.00		804.84			145.16	1,000.00
NPDB03152085	2082-08-25	2085-08-24	2.81	530.00			221.65			248.35	1,000.00
NPDB08062090	2082-09-09	2090-09-08	3.37	200.00	1.00		653.84			145.16	1,000.00
NPDB04172086	2082-09-24	2086-09-23	2.95	418.74	3.77		4.84			572.64	1,000.00
NPDB09042091	2082-10-15	2091-10-14	4.14	460.00	60.00		330.00			150.00	1,000.00
NPDB03162085	2082-10-22	2085-10-21	2.99	666.00			60.81			273.19	1,000.00
NPDB05152087	2082-11-27	2087-11-26	3.60	320.00			190.00	1.34		88.66	600.00
NPDB07082089	2082-11-14	2089-11-13	3.10	425.00			350.00			225.00	1,000.00
											-
Total				78,926.95	8,341.54	1,577.53	3,040.73	36.34	878.62	9,087.97	101,889.70
Share (in percentage)				77.46	8.19	1.55	2.98	0.04	0.86	8.92	100.00

* Including Nepal Infrastructure Bank & Social Security Fund

Table 14

Ownership Structure of Citizen Saving Bonds

For the month of Falgun 2082 (Mid-March, 2026)

(Amount in NPR Crore)

Citizen Saving Bonds	Issued Date	Maturity Date	Interest Rate %	Public	NRB Secondary Market	Market Makers	Total
NPCB05002083	2078/03/06	2083/03/06	9.00	108.38	87.01		195.39
NPCB05012083	2078/12/30	2083/12/30	10.00	39.52	57.42	-	96.94
NPCB05002084	2079/03/14	2084/03/14	11.00	142.25	43.79	-	186.04
NPCB05012084	2079/12/06	2084/12/06	11.50	217.03	0.82	-	217.85
NPCB05002085	2080/02/30	2085/02/30	10.00	17.78	0.50	-	18.28
NPCB05002086	2081/03/19	2086/03/19	8.00	36.98	-	0.00	36.98
NPCB05012086	2081/09/16	2086/09/16	7.50	200.00	-	-	200.00
NPCB05022086	2081/12/18	2086/12/18	7.00	190.02			190.02
NPCB05022086	2082/08/28	2087/08/28	6.50	250.00	-	-	250.00
Total				1,201.97	189.54	0.00	1,391.51
Share (in Percentage)				86.38%	13.62%	0.00%	100.00%

Table 15

Ownership Structure of Foreign Employment Saving Bonds

For the month of Falgun 2082 (Mid-March, 2026)

(Amount in NPR Crore)

FESB	Issued Date	Maturity Date	Interest Rate %	Public	NRB Secondary Market	Market Maker	Total
NPFB05002083	2078/03/23	2083/03/23	10	3.39	0.60		3.99
NPFB05002084	2079/03/13	2084/03/14	12.5	5.67	-		5.67
NPFB05012084	2079/12/10	2084/12/10	12.5	2.24	-		2.24
NPFB05002085	2080/02/24	2085/02/24	11	0.40	-		0.40
NPFB05002086	2081/03/11	2086/03/11	9	5.16	-		5.16
NPFB05012086	2081/09/16	2086/09/16	8.5	5.42	-		5.42
NPFB05022086	2081/12/18	2086/12/18	8.5	8.63			8.63
NPFB05002087	2082/08/28	2087/08/28	7.5	16.70			16.70
Total				47.61	0.60	-	48.21
Share (in Percentage)				98.76%	1.24%		100.00%

Table 16
Repayment Schedule of Government Securities
For the month of Falgun 2082 (Mid-March, 2026)

(Amount in NPR Crore)

Fiscal Year	Treasury Bills	Development Bonds	Citizen Saving Bonds	Foreign Employment Saving Bonds	Total	Share (in %)
2082/83	24,210.20	5,911.20	195.39	3.99	30,320.78	22.58
2083/84	6,756.00	10,900.00	282.98	5.67	17,944.65	13.36
2084/85	-	12,100.00	236.13	2.64	12,338.77	9.19
2085/86	-	14,600.00	36.98	5.16	14,642.14	10.90
2086/87	-	16,000.00	390.02	14.05	16,404.07	12.21
2087/88	-	11,200.00	250.00	16.70	11,466.70	8.54
2088/89	-	10,909.50	-	-	10,909.50	8.12
2089/90	-	4,674.00	-	-	4,674.00	3.48
2090/91		5,710.00			5,710.00	4.25
2091/92		4,885.00			4,885.00	3.64
2092/93		5,000.00			5,000.00	3.72
Total	30,966.20	101,889.70	1,391.50	48.21	134,295.61	100.00