

# Quarterly Debt Position

4<sup>th</sup> Quarter of FY 2079/80 (FY 2022/23)

As on 2080 Ashad 31 (July 16, 2023)



Government of Nepal  
**Ministry of Finance**  
**Public Debt Management Office**  
Tripureshwor, Kathmandu

**Quarterly Debt Position of  
Government of Nepal (GoN)  
[4<sup>th</sup> Quarter of FY 2079/80 (FY 2022/23)]  
As on 2080 Ashad 31 (July 16, 2023)**

## 1. Debt Position

The total government debt has reached to NPR 2,299.35 billion at the end of the 4<sup>th</sup> quarter of F/Y 2079/80 (July 16, 2023). Out of this amount, external debt is NPR 1,170.24 billion and Domestic debt consists NPR 1,129.10 billion. The total outstanding debt of Government of Nepal for the 4<sup>th</sup> quarter of F/Y 2079/80 has increased by 7.95 percent during the period. External debt has increased by 3.30 percent and Domestic debt has increased by 13.23 percent (Table 1).

**Table no. 1  
Debt Position: Total Outstanding Debt  
As on 2080 31 Ashad (July 16, 2023)**

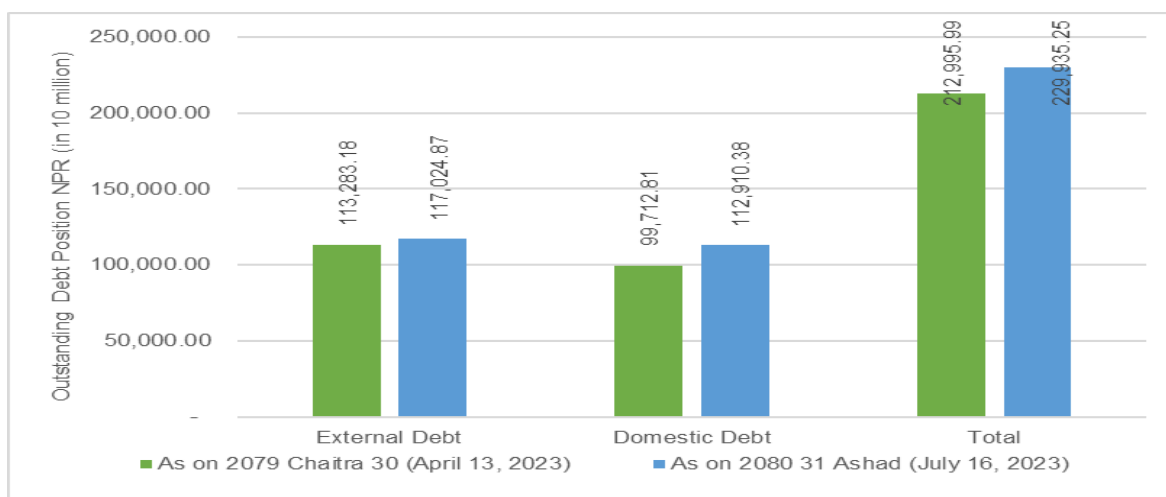
(NPR in 10 millions)

Debt	As on 2079 Chaitra 30 (April 13, 2023)	Transactions during the Quarter (Net)	As on 2080 31 Ashad (July 16, 2023)	Change Percentage
External Debt	113,283.176	3,741.697	117,024.873	3.303
Domestic Debt	99,712.811	13,197.564	112,910.375	13.236
<b>Total</b>	<b>212,995.987</b>	<b>16,939.261</b>	<b>229,935.248</b>	<b>7.953</b>

\*IMF value adjustment include this year new issue of NPR 129.19 millions.

During this quarter, total increment of domestic debt is NPR 131.97 billion whereas external debt is increased by NPR 37.41 billion. The total outstanding debt is depicted in following Chart no. 1.

**Chart no. 1  
Debt Position: Total Outstanding Debt**



Debt disbursement of external debt during this quarter is NPR. 37.41 billion. Amortization consists of NPR 107.92 billion. During this quarter domestic debt disbursement was NPR. 131.97 billion. Amortization of Domestic debt during the quarter is NPR 125.80 billion.

Others include fluctuation in exchange rate has resulted in exchange loss of NPR 3.10 billion during this quarter. Equivalent USD outstanding positing can be found in Annex on report "Donor wise outstanding external debt (In CCY, NPR & USD)".

**Table no. 1.1**  
**Transactions during the Quarter**  
for the period 2080 Baisakh 01 to 2080 Ashad 31  
(for the period 2023 April 14 to 2023, July 16)

(NPR in 10 millions)

Debt	Debt Receipt (A)	Amortization (B)	Others (Exchange gain/(loss)) (C)	Net transaction D =A-B-C
External Debt	4,381.761	1,079.261	(439.198)	3,741.697
Domestic Debt	14,584.804	1,258.050	129.190	13,197.564
<b>Total</b>	<b>18,966.565</b>	<b>2,337.311</b>	<b>(310.008)</b>	<b>16,939.261</b>

**Note:** Exchange rate for the 14 January 2023 is \$1= NPR 131.63 and for the 16 July 2023 is \$1= NPR 131.77. Corresponding effect on exchange rate in other commitment currency is also to be considered.

## 2. Debt to GDP Ratio

At the end of 4<sup>th</sup> quarter of FY 2079/80, the total debt to GDP ratio was 42.73 percent whereas external debt to GDP ratio was 21.75 percent and Domestic debt to GDP ratio was 20.98 percent. During the third quarter of FY 2079/80 (Chaitra 30), the debt to GDP ratio was 43.90 percent consisting of 23.35 percent on external debt and 20.55 percent on domestic debt.

**Table no. 2**  
**Debt to GDP Ratio (Percent)**

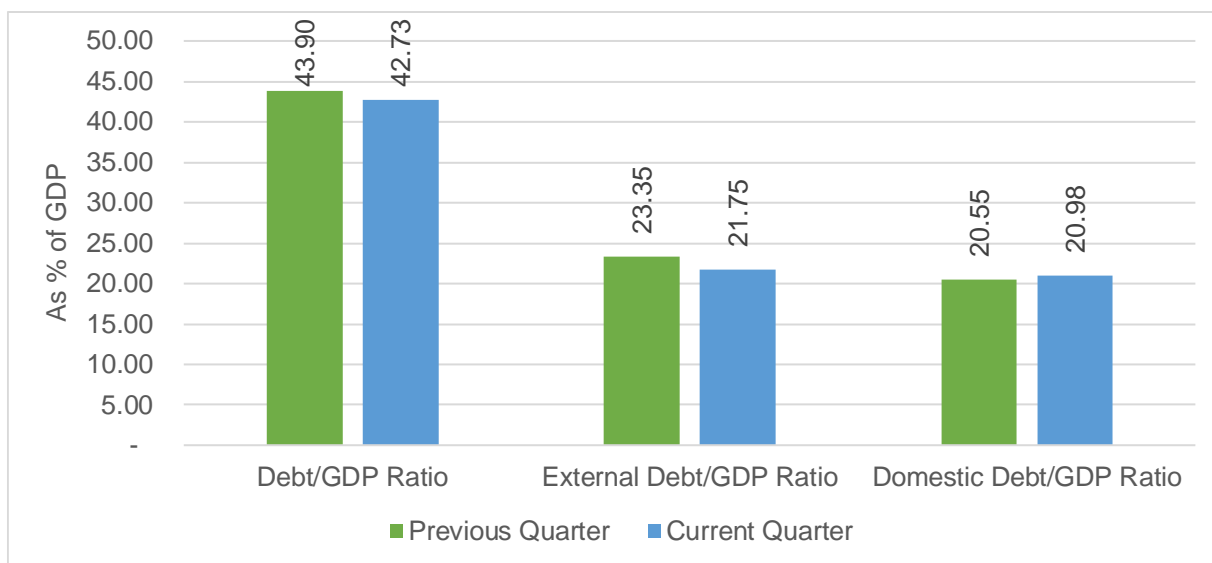
	Previous Quarter Percent of GDP	Current Quarter Percent of GDP
	As on 2079 Chaitra 30 (April 13, 2023)	As on 2080 31 Ashad (July 16, 2023)
<b>Total Debt</b>	<b>43.90</b>	<b>42.73</b>
External Debt	23.35	21.75
Domestic Debt	20.55	20.98
<b>GDP (in billions)</b>	<b>4,851.620</b>	<b>5,381.335</b>

\*GDP as per economic survey 2079/80.

Source: Economic survey, CBS, 2079

Note: Estimated GDP for FY 2079/80 is used for Debt to GDP ratio.

**Chart No. 2  
Debt to GDP Ratio**



### 3. Disbursement of Debt

The total disbursement of debt as of the 4<sup>th</sup> quarter of Fiscal Year 2079/80 is NPR 189.66 billion. Out of which entire NPR 43.81 billion is received from external sources and NPR 145.84 billion from domestic sources. Out of external debt, 93.59 percent i.e. NPR 41.01 billion is received from multilateral sources and rest 6.40 percent i.e. NPR 2.80 billion is from bilateral sources. During this quarter, NPR 145.84 billion was received from domestic debt. The rollover of treasury bills (domestic borrowings) is not considered as new issue.

**Table no. 3  
Disbursement of debt during the quarter**

for the period 2080 Baisakh 01 to 2080 Ashad 31

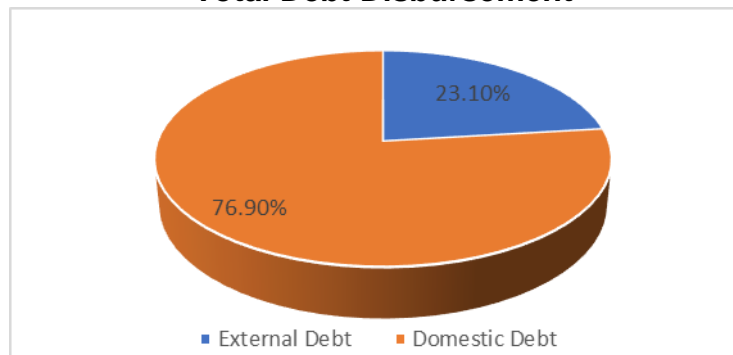
(for the period 2023 April 14 to 2023, July 16)

(NPR in 10 millions)

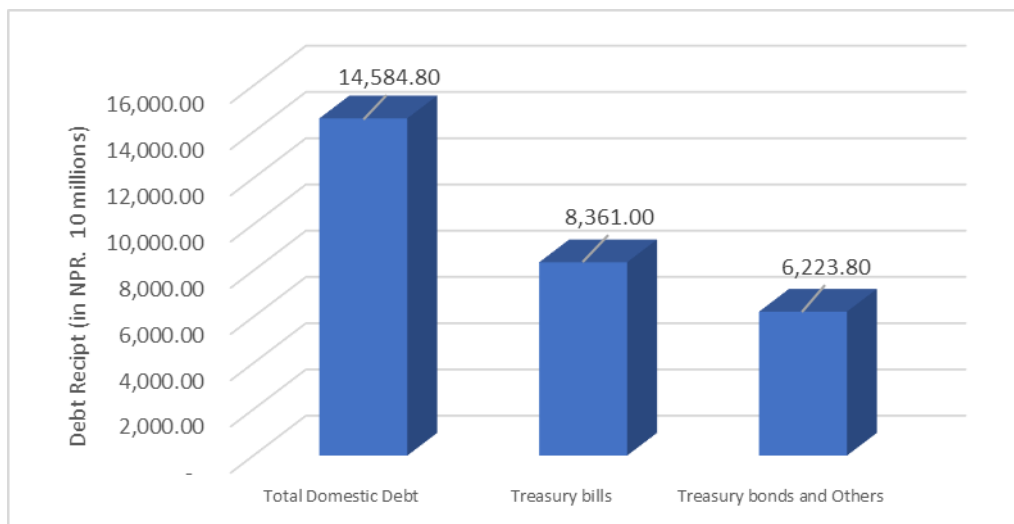
S.N.	Description	Amount	Percentage
<b>1</b>	<b>External Debt</b>	<b>4,381.761</b>	<b>100.000</b>
1.1	Multilateral	4,101.102	93.595
1.2	Bilateral	280.659	6.405
<b>2</b>	<b>Domestic Debt</b>	<b>14,584.804</b>	<b>100.000</b>
2.1	Treasury bills	8,361.000	57.327
2.2	Treasury bonds and Others	6,223.804	42.673
	<b>Total</b>	<b>18,966.565</b>	

Total debt disbursement is presented in chart 3 whereas Domestic debt and external debt disbursement is presented in chart 4 and chart 5 respectively.

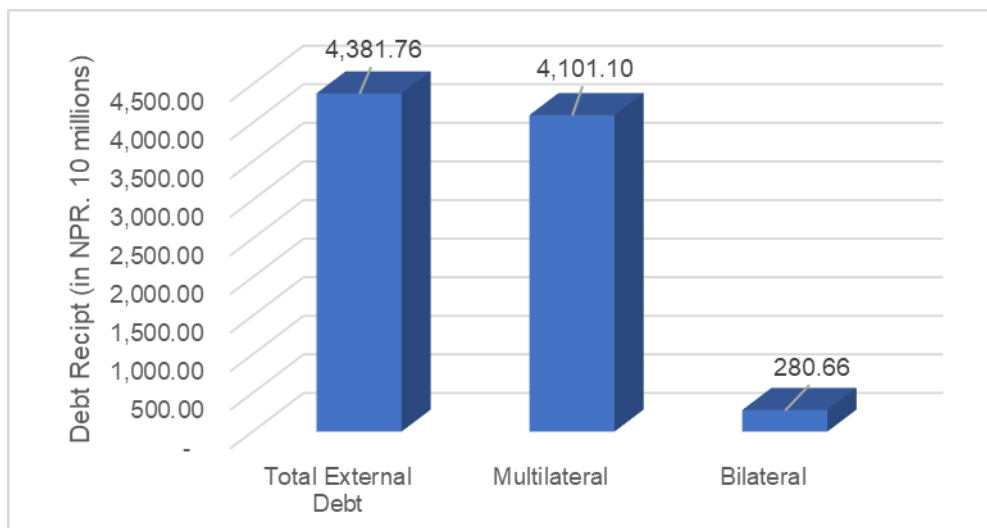
**Chart No. 3  
Total Debt Disbursement**



**Chart No. 4  
Domestic Debt**



**Chart No. 5  
External Debt**



## 4. Debt Service

Status of debt servicing in this 4<sup>th</sup> quarter is depicted in the Table 4. Total debt servicing during the 4<sup>th</sup> quarter of Fiscal Year 2079/80 is NPR 47.68 billion. Out of which NPR 13.40 billion i.e., 28.115 percent is for external debt and remaining NPR 34.27 billion i.e. 71.89 percent is for domestic debt.

**Table no. 4**  
**Debt Servicing during the Quarter**

for the period 2080 Baisakh 01 to 2080 Ashad 31

(for the period 2023 April 14 to 2023, July 16)

(NPR in 10 millions)

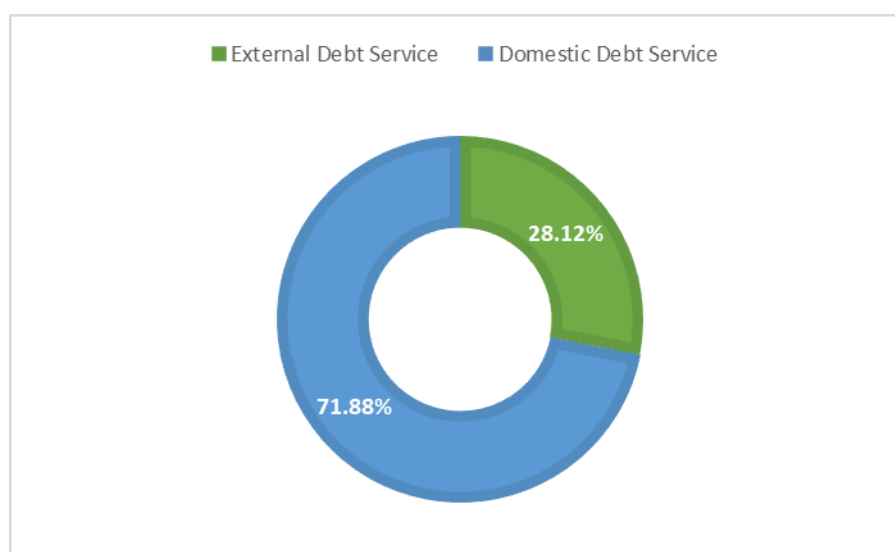
S.N.	Description	Amortization	Interest Payment*	Total	Percent
1	External Debt	1,079.261	261.420	1,340.681	28.115
2	Domestic Debt	1,258.050	2,169.820	3,427.870	71.885
	<b>Total</b>	<b>2,337.311</b>	<b>2,431.240</b>	<b>4,768.551</b>	<b>100.000</b>

\* 1) Interest payment of external debt includes grace period interest payment and commitment charges payment.

2) Interest payment of domestic debt includes commission payment.

In regard to amortization, NPR 10.79 billion has been repaid to the external creditors and NPR 12.58 billion to the domestic creditors during the 4<sup>th</sup> quarter. Hence, total amortization amounts to NPR 23.37 billion. The total payment of interest is NPR 24.31 billion. Out of which NPR 2.61 billion and NPR 21.69 billion has been paid to external and domestic creditors respectively. Percentage of debt servicing is presented in Chart 6.

**Chart No. 6**  
**Debt Servicing**  
**As on 2080 Ashad 31 (July 16, 2023)**



Likewise interest payment, commitment charge and commission are also paid. Commitment charge are paid for external debt and commission are paid for domestic debt. Detailed breakdown of interest and other payment is provided in table 5.

**Table no. 5**  
**Interest and other payments during the quarter**

for the period 2080 Baisakh 01 to 2080 Ashad 31

(for the period 2023 April 14 to 2023, July 16)

(NPR in 10 millions)

Fiscal Year	Baisakh	Jestha	Ashad	Total
<b>External Debt</b>				
Interest	36.365	114.384	28.095	178.845
Grace Period Interest	19.858	54.176	3.338	77.372
<b>Interest (Total)</b>	<b>56.223</b>	<b>168.561</b>	<b>31.433</b>	<b>256.217</b>
Commitment Charge	2.871	1.786	0.547	5.203
<b>Total (External)</b>	<b>59.094</b>	<b>170.346</b>	<b>31.980</b>	<b>261.420</b>
<b>Domestic Debt</b>				
Interest	677.36	662.24	825.73	2,165.330
Commision	4.440	-	0.050	4.490
<b>Total (Domestic)</b>	<b>681.800</b>	<b>662.240</b>	<b>825.780</b>	<b>2,169.820</b>
<b>Grand Total</b>	<b>740.894</b>	<b>832.586</b>	<b>857.760</b>	<b>2,431.240</b>

- This report is based on the data received up to Ashad 31, 2080 considering the value dates.

.....  
Prepared by  
Basanta Raj Poudel  
Account Officer

.....  
Approved by  
Act. Chief  
Dilaram Giri  
Public Debt Management Office

## **List of Annexes**

1. Donor wise Outstanding External Debt (in commitment currency, NPR & USD)
2. Donor Wise Monthly Disbursement Summary (For Baisakh, Jestha and Ashad)
3. Donor Wise Monthly Principal Re-Payment Summary (For Baisakh, Jestha and Ashad)
4. Donor Wise Monthly Interest Payment Summary (For Baisakh, Jestha and Ashad)
5. Donor Wise Monthly Grace Period Interest Payment Summary (For Baisakh, Jestha and Ashad)
6. Donor Wise Monthly Commitment Charge Payment Summary (For Baisakh, Jestha and Ashad)





Government of Nepal  
Ministry of Finance

## Public Debt Management Office

Kathmandu, Nepal

### Donorwise Outstanding External Debt (in commitment currency , NPR & USD)

As on :2080-Ashadh-31 16/07/2023

Fiscal Year:2080/2081

Month:Ashadh

Sr. No.	Donor Type	Donor	Commit. Currency	Amount (Commitment CCY)	NPR Amount	USD Amount
	Bilateral					
1		BELGIUM	EUR	4,468,039.2700	660,644,286.4622	5,013,616.8055
2		EBK	KRW	56,385,675,830.0000	5,858,471,718.7370	44,459,829.3901
3		EBLCI	USD	300,492,862.3600	39,595,944,473.1772	300,492,862.3600
4		EIBC	CNY	1,871,977,946.8900	34,556,712,899.5894	262,250,230.7019
5		JICA	JPY	56,854,597,795.0000	53,955,013,307.4550	409,463,560.0475
6		KUWAIT	KWD	4,393,267.8230	1,890,467,076.9151	14,346,718.3495
7		NBF	EUR	7,249,276.8100	1,071,878,069.1266	8,134,462.0864
8		SAUDI	SAR	82,475,740.4300	2,896,548,003.9016	21,981,847.1875
Total of Bilateral					140,485,679,835.3641	1,066,143,126.9284
	Multilateral					
1		AiIB	USD	280,750.0000	36,994,427.5000	280,750.0000
2		ADB	USD	842,204,047.9700	110,977,227,401.0069	842,204,047.9700
3		EIB	EUR	8,845,501.2200	1,307,895,810.3892	9,925,596.1933
4		IDA	EUR	345,000.0000	51,011,700.0000	387,126.8119
5		NDF	EUR	13,140,384.4300	1,942,937,241.8198	14,744,913.4235
6		OFID	USD	59,689,677.6600	7,865,308,825.2582	59,689,677.6600
7		IDA	SDR	3,222,367,422.8900	574,484,308,626.3138	4,359,750,387.9966
8		IDA	USD	43,794,006.0900	5,770,736,182.4793	43,794,006.0900
9		IFAD	SDR	52,975,035.1100	9,444,399,854.4178	71,673,369.1616
10		IFAD	USD	8,133,761.7500	1,071,785,785.7975	8,133,761.7500

Sr. No.	Donor Type	Donor	Commit. Currency	Amount (Commitment CCY)	NPR Amount	USD Amount
11		IMF	SDR	292,205,410.4647	52,094,439,018.7288	395,343,697.4936
12		EEC	DKK	271,872.2500	5,393,945.4400	40,934.5484
13		EEC	EUR	959,806.4600	141,916,983.1756	1,077,005.2605
14		EEC	GBP	266,231.8700	45,988,893.2238	349,008.8277
15		EIB	USD	41,355,076.2000	5,449,358,390.8740	41,355,076.2000
16		ADB	SDR	1,453,180,705.6500	259,073,346,839.4231	1,966,102,654.9247
Total of Multilateral					1,029,763,049,925.8478	7,814,852,014.3118
	Grand Total				1,170,248,729,761.2119	8,880,995,141.2402



Government of Nepal

Ministry of Finance

# Public Debt Management Office

Kathmandu, Nepal

## Donor Wise Monthly Disbursement Summary

As on : 2080-Baisakh-31 14/05/2023

Fiscal Year: 2079/2080

Month: Baisakh

Sr. No.	Donor Short Name	Commit. Currency	Disbursement Position upto Previous Month		Disbursement Position (Current Month)		Total	
			Amount In Commit. Currency	Amount In NPR Currency	Amount In Commit. Currency	Amount In NPR Currency	Amount in Commit. Currency	Amount In NPR Currency
Donor Type			Bilateral					
1	AUSTRIA	EUR	4,279,799.1400	530,737,891.3500	0.0000	0.0000	4,279,799.1400	530,737,891.3500
2	BELGIUM	EUR	17,164,024.3500	2,128,510,659.6400	0.0000	0.0000	17,164,024.3500	2,128,510,659.6400
3	EBK	KRW	75,613,759,770.0000	7,033,897,457.0700	0.0000	0.0000	75,613,759,770.0000	7,033,897,457.0700
4	EBLCI	USD	421,426,913.1200	47,430,637,194.8531	1,312,028.9000	171,788,803.5744	422,738,942.0200	47,602,425,998.4275
5	EIBC	CNY	2,038,612,424.3300	33,350,828,373.8469	0.0000	0.0000	2,038,612,424.3300	33,350,828,373.8469
6	JICA	JPY	90,922,367,448.0000	91,079,658,586.8540	311,480,111.0000	304,039,845.3590	91,233,847,559.0000	91,383,698,432.2130
7	KUWAIT	KWD	5,933,348.1830	2,278,631,484.4091	0.0000	0.0000	5,933,348.1830	2,278,631,484.4091
8	NBF	EUR	49,337,770.6900	6,125,742,613.0092	0.0000	0.0000	49,337,770.6900	6,125,742,613.0092
9	SAUDI	SAR	131,022,444.7500	4,012,163,341.4091	0.0000	0.0000	131,022,444.7500	4,012,163,341.4091
Total of Bilateral			169,203,903,942.5630	193,970,807,602.4414	312,792,139.9000	475,828,648.9334	169,516,696,082.4630	194,446,636,251.3748
Donor Type			Multilateral					
1	ADB	SDR	2,406,945,007.8800	369,091,016,177.0429	4,111,057.4600	683,709,148.9158	2,411,056,065.3400	369,774,725,325.9587
2	ADB	USD	698,400,455.4800	85,131,290,947.9676	8,596,225.4100	1,123,630,734.3677	706,996,680.8900	86,254,921,682.3353
3	AIIB	USD	280,750.0000	33,367,137.5000	0.0000	0.0000	280,750.0000	33,367,137.5000
4	EEC	DKK	1,528,000.0000	25,202,832.0000	0.0000	0.0000	1,528,000.0000	25,202,832.0000

Sr. No.	Donor Short Name	Commit. Currency	Disbursement Position upto Previous Month		Disbursement Position (Current Month)		Total	
			Amount In Commit. Currency	Amount In NPR Currency	Amount In Commit. Currency	Amount In NPR Currency	Amount in Commit. Currency	Amount In NPR Currency
5	EEC	EUR	5,391,372.4200	669,903,901.7800	0.0000	0.0000	5,391,372.4200	669,903,901.7800
6	EEC	GBP	1,503,200.0000	208,267,758.7200	0.0000	0.0000	1,503,200.0000	208,267,758.7200
7	EIB	EUR	0.0000	0.0000	8,845,501.2200	1,272,071,530.4482	8,845,501.2200	1,272,071,530.4482
8	EIB	USD	43,920,450.3000	4,933,077,662.7000	0.0000	0.0000	43,920,450.3000	4,933,077,662.7000
9	IDA	EUR	345,000.0000	47,703,150.0000	0.0000	0.0000	345,000.0000	47,703,150.0000
10	IDA	SDR	3,774,319,004.3000	593,314,190,561.1749	16,630,350.2900	2,935,088,927.2255	3,790,949,354.5900	596,249,279,488.4004
11	IDA	USD	262,641,716.1600	28,827,495,798.9972	0.0000	0.0000	262,641,716.1600	28,827,495,798.9972
12	IFAD	SDR	96,584,496.4900	14,632,469,257.5354	0.0000	0.0000	96,584,496.4900	14,632,469,257.5354
13	IFAD	USD	18,088,261.7400	2,058,284,260.9300	0.0000	0.0000	18,088,261.7400	2,058,284,260.9300
14	IMF	SDR	271,050,000.0000	43,943,635,322.8900	38,980,410.4647	6,884,970,007.7214	310,030,410.4647	50,828,605,330.6114
15	NDF	EUR	25,337,128.3600	3,154,167,865.8843	0.0000	0.0000	25,337,128.3600	3,154,167,865.8843
16	OFID	USD	142,691,126.5000	16,042,142,817.2353	180,700.8900	23,653,204.0703	142,871,827.3900	16,065,796,021.3056
Total of Multilateral			7,749,025,969.6300	1,162,112,215,452.3576	77,344,245.7347	12,923,123,552.7489	7,826,370,215.3647	1,175,035,339,005.1065
Grand Total			176,952,929,912.1930	1,356,083,023,054.7990	390,136,385.6347	13,398,952,201.6823	177,343,066,297.8277	1,369,481,975,256.4813



Government of Nepal

Ministry of Finance

# Public Debt Management Office

Kathmandu, Nepal

## Donor Wise Monthly Disbursement Summary

As on : 2080-Jestha-32 15/06/2023

Fiscal Year: 2079/2080

Month: Jestha

Sr. No.	Donor Short Name	Commit. Currency	Disbursement Position upto Previous Month		Disbursement Position (Current Month)		Total	
			Amount In Commit. Currency	Amount In NPR Currency	Amount In Commit. Currency	Amount In NPR Currency	Amount in Commit. Currency	Amount In NPR Currency
Donor Type			Bilateral					
1	AUSTRIA	EUR	4,279,799.1400	530,737,891.3500	0.0000	0.0000	4,279,799.1400	530,737,891.3500
2	BELGIUM	EUR	17,164,024.3500	2,128,510,659.6400	0.0000	0.0000	17,164,024.3500	2,128,510,659.6400
3	EBK	KRW	75,613,759,770.0000	7,033,897,457.0700	0.0000	0.0000	75,613,759,770.0000	7,033,897,457.0700
4	EBLCI	USD	422,738,942.0200	47,602,425,998.4275	8,010,420.1900	1,056,451,478.5455	430,749,362.2100	48,658,877,476.9730
5	EIBC	CNY	2,038,612,424.3300	33,350,828,373.8469	0.0000	0.0000	2,038,612,424.3300	33,350,828,373.8469
6	JICA	JPY	91,233,847,559.0000	91,383,698,432.2130	484,906,047.0000	460,421,066.4300	91,718,753,606.0000	91,844,119,498.6430
7	KUWAIT	KWD	5,933,348.1830	2,278,631,484.4091	0.0000	0.0000	5,933,348.1830	2,278,631,484.4091
8	NBF	EUR	49,337,770.6900	6,125,742,613.0092	0.0000	0.0000	49,337,770.6900	6,125,742,613.0092
9	SAUDI	SAR	131,022,444.7500	4,012,163,341.4091	0.0000	0.0000	131,022,444.7500	4,012,163,341.4091
Total of Bilateral			169,516,696,082.4630	194,446,636,251.3748	492,916,467.1900	1,516,872,544.9755	170,009,612,549.6530	195,963,508,796.3503
Donor Type			Multilateral					
1	ADB	SDR	2,411,056,065.3400	369,774,725,325.9587	4,763,436.1100	835,290,492.7702	2,415,819,501.4500	370,610,015,818.7289
2	ADB	USD	706,996,680.8900	86,254,921,682.3353	16,591,128.5300	2,184,151,392.5884	723,587,809.4200	88,439,073,074.9237
3	AIIB	USD	280,750.0000	33,367,137.5000	0.0000	0.0000	280,750.0000	33,367,137.5000
4	EEC	DKK	1,528,000.0000	25,202,832.0000	0.0000	0.0000	1,528,000.0000	25,202,832.0000

Sr. No.	Donor Short Name	Commit. Currency	Disbursement Position upto Previous Month		Disbursement Position (Current Month)		Total	
			Amount In Commit. Currency	Amount In NPR Currency	Amount In Commit. Currency	Amount In NPR Currency	Amount in Commit. Currency	Amount In NPR Currency
5	EEC	EUR	5,391,372.4200	669,903,901.7800	0.0000	0.0000	5,391,372.4200	669,903,901.7800
6	EEC	GBP	1,503,200.0000	208,267,758.7200	0.0000	0.0000	1,503,200.0000	208,267,758.7200
7	EIB	EUR	8,845,501.2200	1,272,071,530.4482	0.0000	0.0000	8,845,501.2200	1,272,071,530.4482
8	EIB	USD	43,920,450.3000	4,933,077,662.7000	0.0000	0.0000	43,920,450.3000	4,933,077,662.7000
9	IDA	EUR	345,000.0000	47,703,150.0000	0.0000	0.0000	345,000.0000	47,703,150.0000
10	IDA	SDR	3,790,949,354.5900	596,249,279,488.4004	13,921,227.0000	2,446,949,645.4360	3,804,870,581.5900	598,696,229,133.8364
11	IDA	USD	262,641,716.1600	28,827,495,798.9972	0.0000	0.0000	262,641,716.1600	28,827,495,798.9972
12	IFAD	SDR	96,584,496.4900	14,632,469,257.5354	0.0000	0.0000	96,584,496.4900	14,632,469,257.5354
13	IFAD	USD	18,088,261.7400	2,058,284,260.9300	0.0000	0.0000	18,088,261.7400	2,058,284,260.9300
14	IMF	SDR	310,030,410.4647	50,828,605,330.6114	0.0000	0.0000	310,030,410.4647	50,828,605,330.6114
15	NDF	EUR	25,337,128.3600	3,154,167,865.8843	0.0000	0.0000	25,337,128.3600	3,154,167,865.8843
16	OFID	USD	142,871,827.3900	16,065,796,021.3056	0.0000	0.0000	142,871,827.3900	16,065,796,021.3056
Total of Multilateral			7,826,370,215.3647	1,175,035,339,005.1065	35,275,791.6400	5,466,391,530.7946	7,861,646,007.0047	1,180,501,730,535.9011
Grand Total			177,343,066,297.8277	1,369,481,975,256.4813	528,192,258.8300	6,983,264,075.7701	177,871,258,556.6577	1,376,465,239,332.2514



Government of Nepal

Ministry of Finance

# Public Debt Management Office

Kathmandu, Nepal

## Donor Wise Monthly Disbursement Summary

As on : 2080-Ashadh-31 16/07/2023

Fiscal Year: 2080/2081

Month: Ashadh

Sr. No.	Donor Short Name	Commit. Currency	Disbursement Position upto Previous Month		Disbursement Position (Current Month)		Total	
			Amount In Commit. Currency	Amount In NPR Currency	Amount In Commit. Currency	Amount In NPR Currency	Amount in Commit. Currency	Amount In NPR Currency
Donor Type			Bilateral					
1	AUSTRIA	EUR	4,279,799.1400	530,737,891.3500	0.0000	0.0000	4,279,799.1400	530,737,891.3500
2	BELGIUM	EUR	17,164,024.3500	2,128,510,659.6400	0.0000	0.0000	17,164,024.3500	2,128,510,659.6400
3	EBK	KRW	75,613,759,770.0000	7,033,897,457.0700	0.0000	0.0000	75,613,759,770.0000	7,033,897,457.0700
4	EBLCI	USD	430,749,362.2100	48,658,877,476.9730	2,899,595.7800	380,631,951.7884	433,648,957.9900	49,039,509,428.7614
5	EIBC	CNY	2,038,612,424.3300	33,350,828,373.8469	0.0000	0.0000	2,038,612,424.3300	33,350,828,373.8469
6	JICA	JPY	91,718,753,606.0000	91,844,119,498.6430	471,222,899.0000	433,252,790.4800	92,189,976,505.0000	92,277,372,289.1230
7	KUWAIT	KWD	5,933,348.1830	2,278,631,484.4091	0.0000	0.0000	5,933,348.1830	2,278,631,484.4091
8	NBF	EUR	49,337,770.6900	6,125,742,613.0092	0.0000	0.0000	49,337,770.6900	6,125,742,613.0092
9	SAUDI	SAR	131,022,444.7500	4,012,163,341.4091	0.0000	0.0000	131,022,444.7500	4,012,163,341.4091
Total of Bilateral			170,009,612,549.6530	195,963,508,796.3503	474,122,494.7800	813,884,742.2684	170,483,735,044.4330	196,777,393,538.6187
Donor Type			Multilateral					
1	ADB	SDR	2,415,819,501.4500	370,610,015,818.7289	6,528,264.9000	1,142,634,038.1229	2,422,347,766.3500	371,752,649,856.8518
2	ADB	USD	723,587,809.4200	88,439,073,074.9237	118,616,238.5500	15,510,622,402.2034	842,204,047.9700	103,949,695,477.1271
3	AIIB	USD	280,750.0000	33,367,137.5000	0.0000	0.0000	280,750.0000	33,367,137.5000
4	EEC	DKK	1,528,000.0000	25,202,832.0000	0.0000	0.0000	1,528,000.0000	25,202,832.0000

Sr. No.	Donor Short Name	Commit. Currency	Disbursement Position upto Previous Month		Disbursement Position (Current Month)		Total	
			Amount In Commit. Currency	Amount In NPR Currency	Amount In Commit. Currency	Amount In NPR Currency	Amount in Commit. Currency	Amount In NPR Currency
5	EEC	EUR	5,391,372.4200	669,903,901.7800	0.0000	0.0000	5,391,372.4200	669,903,901.7800
6	EEC	GBP	1,503,200.0000	208,267,758.7200	0.0000	0.0000	1,503,200.0000	208,267,758.7200
7	EIB	EUR	8,845,501.2200	1,272,071,530.4482	0.0000	0.0000	8,845,501.2200	1,272,071,530.4482
8	EIB	USD	43,920,450.3000	4,933,077,662.7000	0.0000	0.0000	43,920,450.3000	4,933,077,662.7000
9	IDA	EUR	345,000.0000	47,703,150.0000	0.0000	0.0000	345,000.0000	47,703,150.0000
10	IDA	SDR	3,804,870,581.5900	598,696,229,133.8364	34,065,386.3200	5,953,194,408.0644	3,838,935,967.9100	604,649,423,541.9008
11	IDA	USD	262,641,716.1600	28,827,495,798.9972	0.0000	0.0000	262,641,716.1600	28,827,495,798.9972
12	IFAD	SDR	96,584,496.4900	14,632,469,257.5354	0.0000	0.0000	96,584,496.4900	14,632,469,257.5354
13	IFAD	USD	18,088,261.7400	2,058,284,260.9300	0.0000	0.0000	18,088,261.7400	2,058,284,260.9300
14	IMF	SDR	310,030,410.4647	50,828,605,330.6114	0.0000	0.0000	310,030,410.4647	50,828,605,330.6114
15	NDF	EUR	25,337,128.3600	3,154,167,865.8843	0.0000	0.0000	25,337,128.3600	3,154,167,865.8843
16	OFID	USD	142,871,827.3900	16,065,796,021.3056	114,234.1300	15,057,200.6753	142,986,061.5200	16,080,853,221.9809
Total of Multilateral			7,861,646,007.0047	1,180,501,730,535.9011	159,324,123.9000	22,621,508,049.0660	8,020,970,130.9047	1,203,123,238,584.9671
Grand Total			177,871,258,556.6577	1,376,465,239,332.2514	633,446,618.6800	23,435,392,791.3344	178,504,705,175.3377	1,399,900,632,123.5858





Government of Nepal

Ministry of Finance

# Public Debt Management Office

Kathmandu, Nepal

## Donor Wise Monthly Principal Re-Payment Summary

As on : 2080-Baisakh-31 14/05/2023

Fiscal Year: 2079/2080

Month: Baisakh

Sr. No.	Donor Short Name	Commit. Currency	Principal Payment Position (up to previous month)		Principal Payment Position (Current Month)		Total	
			Amount In Commit. Currency	Amount In NPR Currency	Amount In Commit. Currency	Amount In NPR Currency	Amount in Commit. Currency	Amount In NPR Currency
Donor Type			Bilateral					
1	AUSTRIA	EUR	4,279,799.1400	490,749,274.8530	0.0000	0.0000	4,279,799.1400	490,749,274.8530
2	BELGIUM	EUR	12,695,985.0800	1,482,724,451.5654	0.0000	0.0000	12,695,985.0800	1,482,724,451.5654
3	EBK	KRW	16,602,997,680.0000	436,507,480,251.8280	1,573,018,000.0000	155,414,178.4000	18,176,015,680.0000	436,662,894,430.2280
4	EBLCI	USD	129,930,289.1800	15,152,052,294.1939	3,225,806.4500	423,193,548.1755	133,156,095.6300	15,575,245,842.3694
5	EIBC	CNY	166,634,477.4400	3,117,920,331.3739	0.0000	0.0000	166,634,477.4400	3,117,920,331.3739
6	JICA	JPY	34,722,553,335.0000	2,429,523,922,279.3470	326,075,000.0000	318,901,350.0000	35,048,628,335.0000	2,429,842,823,629.3470
7	KUWAIT	KWD	1,498,580.3600	396,789,971.3856	0.0000	0.0000	1,498,580.3600	396,789,971.3856
8	NBF	EUR	41,533,522.5700	4,716,563,981.6574	0.0000	0.0000	41,533,522.5700	4,716,563,981.6574
9	SAUDI	SAR	48,546,704.3200	1,931,211,534.5075	0.0000	0.0000	48,546,704.3200	1,931,211,534.5075
Total of Bilateral			51,730,670,373.0900	2,893,319,414,370.7117	1,902,318,806.4500	897,509,076.5755	53,632,989,179.5400	2,894,216,923,447.2872
Donor Type			Multilateral					
10	ADB	SDR	940,556,029.5900	104,791,128,889.7184	5,850,659.6800	1,026,075,484.3316	946,406,689.2700	105,817,204,374.0500
11	EEC	DKK	1,233,207.7500	135,901,782.5456	22,920.0000	452,740.8754	1,256,127.7500	136,354,523.4210
12	EEC	EUR	4,350,834.8400	479,405,794.8618	80,731.1200	11,869,374.2453	4,431,565.9600	491,275,169.1071
13	EEC	GBP	1,214,420.1300	133,836,883.8728	22,548.0000	3,743,686.1341	1,236,968.1300	137,580,570.0069

Sr. No.	Donor Short Name	Commit. Currency	Principal Payment Position (up to previous month)		Principal Payment Position (Current Month)		Total	
			Amount In Commit. Currency	Amount In NPR Currency	Amount In Commit. Currency	Amount In NPR Currency	Amount in Commit. Currency	Amount In NPR Currency
14	EIB	USD	2,565,374.1000	334,840,554.7203	0.0000	0.0000	2,565,374.1000	334,840,554.7203
15	IDA	SDR	591,959,277.0400	66,055,491,327.9401	11,326,276.6300	1,986,748,005.2833	603,285,553.6700	68,042,239,333.2234
16	IDA	USD	216,761,365.1100	23,911,591,523.3051	450,000.0000	59,053,500.0000	217,211,365.1100	23,970,645,023.3051
17	IFAD	SDR	42,397,684.0000	4,689,684,730.5643	182,492.0000	32,420,024.5885	42,580,176.0000	4,722,104,755.1528
18	IFAD	USD	9,810,499.9900	1,080,934,098.9004	144,000.0000	18,974,880.0000	9,954,499.9900	1,099,908,978.9004
19	IMF	SDR	17,825,000.0000	2,196,409,334.0000	0.0000	0.0000	17,825,000.0000	2,196,409,334.0000
20	NDF	EUR	11,684,808.2300	1,425,821,470.2755	511,935.7000	74,046,379.6480	12,196,743.9300	1,499,867,849.9235
21	OFID	USD	80,820,983.8600	9,121,097,497.5463	483,680.0000	63,492,673.6000	81,304,663.8600	9,184,590,171.1463
Total of Multilateral			1,921,179,484.6400	214,356,143,888.2506	19,075,243.1300	3,276,876,748.7062	1,940,254,727.7700	217,633,020,636.9568
Grand Total			53,651,84	3,107,675,54	1,921,34	4,174,38	55,573,24	3,111,849,944,08



Government of Nepal

Ministry of Finance

# Public Debt Management Office

Kathmandu, Nepal

## Donor Wise Monthly Principal Re-Payment Summary

As on : 2080-Jestha-32 15/06/2023

Fiscal Year: 2079/2080

Month: Jestha

Sr. No.	Donor Short Name	Commit. Currency	Principal Payment Position (up to previous month)		Principal Payment Position (Current Month)		Total	
			Amount In Commit. Currency	Amount In NPR Currency	Amount In Commit. Currency	Amount In NPR Currency	Amount in Commit. Currency	Amount In NPR Currency
Donor Type			Bilateral					
1	AUSTRIA	EUR	4,279,799.1400	490,749,274.8530	0.0000	0.0000	4,279,799.1400	490,749,274.8530
2	BELGIUM	EUR	12,695,985.0800	1,482,724,451.5654	0.0000	0.0000	12,695,985.0800	1,482,724,451.5654
3	EBK	KRW	18,176,015,680.0000	436,662,894,430.2280	1,052,068,260.0000	107,358,896.4540	19,228,083,940.0000	436,770,253,326.6820
4	EBLCI	USD	133,156,095.6300	15,575,245,842.3694	0.0000	0.0000	133,156,095.6300	15,575,245,842.3694
5	EIBC	CNY	166,634,477.4400	3,117,920,331.3739	0.0000	0.0000	166,634,477.4400	3,117,920,331.3739
6	JICA	JPY	35,048,628,335.0000	2,429,842,823,629.3470	286,750,375.0000	270,868,322.5000	35,335,378,710.0000	2,430,113,691,951.8470
7	KUWAIT	KWD	1,498,580.3600	396,789,971.3856	0.0000	0.0000	1,498,580.3600	396,789,971.3856
8	NBF	EUR	41,533,522.5700	4,716,563,981.6574	118,530.0800	16,910,686.5136	41,652,052.6500	4,733,474,668.1710
9	SAUDI	SAR	48,546,704.3200	1,931,211,534.5075	0.0000	0.0000	48,546,704.3200	1,931,211,534.5075
Total of Bilateral			53,632,989,179.5400	2,894,216,923,447.2872	1,338,937,165.0800	395,137,905.4676	54,971,926,344.6200	2,894,612,061,352.7548
Donor Type			Multilateral					
10	ADB	SDR	946,406,689.2700	105,559,046,306.9120	17,994,781.5900	3,181,948,740.0805	964,401,470.8600	108,740,995,046.9925
11	EEC	DKK	1,256,127.7500	138,909,574.1456	0.0000	0.0000	1,256,127.7500	138,909,574.1456
12	EEC	EUR	4,431,565.9600	490,000,139.7394	0.0000	0.0000	4,431,565.9600	490,000,139.7394
13	EEC	GBP	1,236,968.1300	136,795,857.9128	0.0000	0.0000	1,236,968.1300	136,795,857.9128

Sr. No.	Donor Short Name	Commit. Currency	Principal Payment Position (up to previous month)		Principal Payment Position (Current Month)		Total	
			Amount In Commit. Currency	Amount In NPR Currency	Amount In Commit. Currency	Amount In NPR Currency	Amount in Commit. Currency	Amount In NPR Currency
14	EIB	USD	2,565,374.1000	334,840,554.7203	0.0000	0.0000	2,565,374.1000	334,840,554.7203
15	IDA	SDR	603,285,553.6700	67,542,161,804.4482	10,952,957.0800	1,945,135,691.7783	614,238,510.7500	69,487,297,496.2265
16	IDA	USD	217,211,365.1100	23,970,645,023.3051	1,381,344.9600	181,929,482.1592	218,592,710.0700	24,152,574,505.4643
17	IFAD	SDR	42,580,176.0000	4,713,674,222.1843	1,029,285.3800	179,449,237.0944	43,609,461.3800	4,893,123,459.2787
18	IFAD	USD	9,954,499.9900	1,099,908,978.9004	0.0000	0.0000	9,954,499.9900	1,099,908,978.9004
19	IMF	SDR	17,825,000.0000	2,196,409,334.0000	0.0000	0.0000	17,825,000.0000	2,196,409,334.0000
20	NDF	EUR	12,196,743.9300	1,499,867,849.9235	0.0000	0.0000	12,196,743.9300	1,499,867,849.9235
21	OFID	USD	81,304,663.8600	9,184,590,171.1463	1,836,710.0000	241,857,904.9000	83,141,373.8600	9,426,448,076.0463
Total of Multilateral			1,940,254,727.7700	216,866,849,817.3379	33,195,079.0100	5,730,321,056.0124	1,973,449,806.7800	222,597,170,873.3503
Grand Total			55,573,243,907.3100	3,111,083,773,264.6251	1,372,132,244.0900	6,125,458,961.4800	56,945,376,151.4000	3,117,209,232,226.1051



Government of Nepal

Ministry of Finance

# Public Debt Management Office

Kathmandu, Nepal

## Donor Wise Monthly Principal Re-Payment Summary

As on : 2080-Ashadh-31 16/07/2023

Fiscal Year: 2080/2081

Month: Ashadh

Sr. No.	Donor Short Name	Commit. Currency	Principal Payment Position (up to previous month)		Principal Payment Position (Current Month)		Total	
			Amount In Commit. Currency	Amount In NPR Currency	Amount In Commit. Currency	Amount In NPR Currency	Amount in Commit. Currency	Amount In NPR Currency
Donor Type			Bilateral					
1	AUSTRIA	EUR	4,279,799.1400	490,749,274.8530	0.0000	0.0000	4,279,799.1400	490,749,274.8530
2	BELGIUM	EUR	12,695,985.0800	1,482,724,451.5654	0.0000	0.0000	12,695,985.0800	1,482,724,451.5654
3	EBK	KRW	19,228,083,940.0000	436,770,253,326.6820	0.0000	0.0000	19,228,083,940.0000	436,770,253,326.6820
4	EBLCI	USD	133,156,095.6300	15,575,245,842.3694	0.0000	0.0000	133,156,095.6300	15,575,245,842.3694
5	EIBC	CNY	166,634,477.4400	3,117,920,331.3739	0.0000	0.0000	166,634,477.4400	3,117,920,331.3739
6	JICA	JPY	35,335,378,710.0000	2,430,113,691,951.8470	0.0000	0.0000	35,335,378,710.0000	2,430,113,691,951.8470
7	KUWAIT	KWD	1,498,580.3600	396,789,971.3856	41,500.0000	17,767,395.0000	1,540,080.3600	414,557,366.3856
8	NBF	EUR	41,652,052.6500	4,733,474,668.1710	436,441.2300	57,964,571.3004	42,088,493.8800	4,791,439,239.4714
9	SAUDI	SAR	48,546,704.3200	1,931,211,534.5075	0.0000	0.0000	48,546,704.3200	1,931,211,534.5075
Total of Bilateral			54,971,926,344.6200	2,894,612,061,352.7548	477,941.2300	75,731,966.3004	54,972,404,285.8500	2,894,687,793,319.0552
Donor Type			Multilateral					
10	ADB	SDR	964,401,470.8600	107,929,505,356.4914	4,765,589.8400	847,296,786.3528	969,167,060.7000	108,776,802,142.8442
11	EEC	DKK	1,256,127.7500	138,909,574.1456	0.0000	0.0000	1,256,127.7500	138,909,574.1456
12	EEC	EUR	4,431,565.9600	490,000,139.7394	0.0000	0.0000	4,431,565.9600	490,000,139.7394
13	EEC	GBP	1,236,968.1300	136,795,857.9128	0.0000	0.0000	1,236,968.1300	136,795,857.9128

Sr. No.	Donor Short Name	Commit. Currency	Principal Payment Position (up to previous month)		Principal Payment Position (Current Month)		Total	
			Amount In Commit. Currency	Amount In NPR Currency	Amount In Commit. Currency	Amount In NPR Currency	Amount in Commit. Currency	Amount In NPR Currency
14	EIB	USD	2,565,374.1000	334,840,554.7203	0.0000	0.0000	2,565,374.1000	334,840,554.7203
15	IDA	SDR	614,238,510.7500	68,985,954,033.0702	2,330,034.2700	413,180,149.3172	616,568,545.0200	69,399,134,182.3874
16	IDA	USD	218,592,710.0700	24,152,574,505.4643	255,000.0000	33,626,850.0000	218,847,710.0700	24,186,201,355.4643
17	IFAD	SDR	43,609,461.3800	4,849,184,093.4151	0.0000	0.0000	43,609,461.3800	4,849,184,093.4151
18	IFAD	USD	9,954,499.9900	1,099,908,978.9004	0.0000	0.0000	9,954,499.9900	1,099,908,978.9004
19	IMF	SDR	17,825,000.0000	2,196,409,334.0000	0.0000	0.0000	17,825,000.0000	2,196,409,334.0000
20	NDF	EUR	12,196,743.9300	1,499,867,849.9235	0.0000	0.0000	12,196,743.9300	1,499,867,849.9235
21	OFID	USD	83,141,373.8600	9,426,448,076.0463	155,010.0000	20,441,168.7000	83,296,383.8600	9,446,889,244.7463
Total of Multilateral			1,973,449,806.7800	221,240,398,353.8293	7,505,634.1100	1,314,544,954.3700	1,980,955,440.8900	222,554,943,308.1993
Grand Total			56,945,376,151.4000	3,115,852,459,706.5841	7,983,575.3400	1,390,276,920.6704	56,953,359,726.7400	3,117,242,736,627.2545



Government of Nepal

Ministry of Finance

# Public Debt Management Office

Kathmandu, Nepal

## Donor Wise Monthly Interest Payment Summary

As on : 2080-Baisakh-31 14/05/2023

Fiscal Year: 2079/2080

Month: Baisakh

Sr. No.	Donor Short Name	Commit. Currency	Interest Payment Position upto Previous Month		Interest Payment Position (Current Month)		Total	
			Amount In Commit. Currency	Amount In NPR Currency	Amount In Commit. Currency	Amount In NPR Currency	Amount in Commit. Currency	Amount In NPR Currency
Donor Type			Bilateral					
1	AUSTRIA	EUR	0.0800	9.7881	0.0000	0.0000	0.0800	9.7881
2	BELGIUM	EUR	103,535.4700	11,384,766.1036	0.0000	0.0000	103,535.4700	11,384,766.1036
3	EBK	KRW	2,900,808,705.0000	166,749,174,160.8006	125,496,660.0000	12,399,070.0080	3,026,305,365.0000	166,761,573,230.8086
4	EBLCI	USD	9,257,802.7300	1,133,100,740.3572	0.0000	0.0000	9,257,802.7300	1,133,100,740.3572
5	EIBC	CNY	38,631,556.3800	722,183,256.2166	0.0000	0.0000	38,631,556.3800	722,183,256.2166
6	JICA	JPY	5,869,486,621.2300	552,092,474,150.2880	13,007,265.0000	12,721,105.1700	5,882,493,886.2300	552,105,195,255.4580
7	KUWAIT	KWD	345,192.9260	71,298,422.8270	0.0000	0.0000	345,192.9260	71,298,422.8270
8	NBF	EUR	18,423,801.0200	2,035,278,130.3403	0.0000	0.0000	18,423,801.0200	2,035,278,130.3403
9	SAUDI	SAR	6,649,156.5600	334,289,911.1808	0.0000	0.0000	6,649,156.5600	334,289,911.1808
Total of Bilateral			8,843,706,371.3960	723,149,183,547.9022	138,503,925.0000	25,120,175.1780	8,982,210,296.3960	723,174,303,723.0802
Donor Type			Multilateral					
1	ADB	SDR	219,305,934.8000	33,833,991,434.2591	540,682.1000	94,853,462.7991	219,846,616.9000	33,928,844,897.0582
2	EEC	DKK	339,214.9000	33,959,522.4469	1,118.2600	21,033.5444	340,333.1600	33,980,555.9913
3	EEC	EUR	1,188,184.2400	129,567,724.4730	4,027.6500	233,857.1092	1,192,211.8900	129,801,581.5822
4	EEC	GBP	365,713.1700	40,323,322.1663	1,099.8600	173,957.1757	366,813.0300	40,497,279.3420

Sr. No.	Donor Short Name	Commit. Currency	Interest Payment Position upto Previous Month		Interest Payment Position (Current Month)		Total	
			Amount In Commit. Currency	Amount In NPR Currency	Amount In Commit. Currency	Amount In NPR Currency	Amount in Commit. Currency	Amount In NPR Currency
5	EIB	USD	1,382,366.1600	181,029,812.7555	0.0000	0.0000	1,382,366.1600	181,029,812.7555
6	IDA	SDR	169,042,458.1000	25,980,424,990.6391	1,203,801.3500	211,162,860.1684	170,246,259.4500	26,191,587,850.8075
7	IDA	USD	56,205,646.4500	6,172,311,041.1743	18,562.5000	2,435,956.8750	56,224,208.9500	6,174,746,998.0493
8	IFAD	SDR	11,465,115.5400	1,755,667,084.1393	18,420.2700	3,271,847.8619	11,483,535.8100	1,758,938,932.0012
9	IFAD	USD	2,444,856.2600	268,413,502.8250	8,638.8100	1,138,335.9937	2,453,495.0700	269,551,838.8187
10	IMF	SDR	0.0000	0.0000	0.0000	0.0000	0.0000	0.0000
11	NDF	EUR	3,586,002.2500	415,854,443.5928	51,054.8200	7,384,569.1648	3,637,057.0700	423,239,012.7576
12	OFID	USD	13,134,127.4800	1,482,226,625.8169	136,033.2000	17,857,078.1640	13,270,160.6800	1,500,083,703.9809
Total of Multilateral			478,459,619.3500	70,293,769,504.2882	1,983,438.8200	338,532,958.8562	480,443,058.1700	70,632,302,463.1444
Grand Total			9,322,165,990.7460	793,442,953,052.1904	140,487,363.8200	363,653,134.0342	9,462,653,354.5660	793,806,606,186.2246





Government of Nepal

Ministry of Finance

# Public Debt Management Office

Kathmandu, Nepal

## Donor Wise Monthly Interest Payment Summary

As on : 2080-Jestha-32 15/06/2023

Fiscal Year: 2079/2080

Month: Jestha

Sr. No.	Donor Short Name	Commit. Currency	Interest Payment Position upto Previous Month		Interest Payment Position (Current Month)		Total	
			Amount In Commit. Currency	Amount In NPR Currency	Amount In Commit. Currency	Amount In NPR Currency	Amount in Commit. Currency	Amount In NPR Currency
Donor Type			Bilateral					
1	AUSTRIA	EUR	0.0800	9.7881	0.0000	0.0000	0.0800	9.7881
2	BELGIUM	EUR	103,535.4700	11,384,766.1036	0.0000	0.0000	103,535.4700	11,384,766.1036
3	EBK	KRW	3,026,305,365.0000	166,761,573,230.8086	157,902,550.0000	16,203,595.4510	3,184,207,915.0000	166,777,776,826.2596
4	EBLCI	USD	9,257,802.7300	1,133,100,740.3572	0.0000	0.0000	9,257,802.7300	1,133,100,740.3572
5	EIBC	CNY	38,631,556.3800	722,183,256.2166	0.0000	0.0000	38,631,556.3800	722,183,256.2166
6	JICA	JPY	5,882,493,886.2300	552,105,195,255.4580	12,334,374.0000	11,640,234.9100	5,894,828,260.2300	552,116,835,490.3680
7	KUWAIT	KWD	345,192.9260	71,298,422.8270	0.0000	0.0000	345,192.9260	71,298,422.8270
8	NBF	EUR	18,423,801.0200	2,035,278,130.3403	3,238.9800	462,105.2766	18,427,040.0000	2,035,740,235.6169
9	SAUDI	SAR	6,649,156.5600	334,289,911.1808	0.0000	0.0000	6,649,156.5600	334,289,911.1808
Total of Bilateral			8,982,210,296.3960	723,174,303,723.0802	170,240,162.9800	28,305,935.6376	9,152,450,459.3760	723,202,609,658.7178
Donor Type			Multilateral					
1	ADB	SDR	219,846,616.9000	33,928,844,897.0582	3,212,230.6600	568,618,793.0265	223,058,847.5600	34,497,463,690.0847
2	EEC	DKK	340,333.1600	33,980,555.9913	0.0000	0.0000	340,333.1600	33,980,555.9913
3	EEC	EUR	1,192,211.8900	129,801,581.5822	0.0000	0.0000	1,192,211.8900	129,801,581.5822
4	EEC	GBP	366,813.0300	40,497,279.3420	0.0000	0.0000	366,813.0300	40,497,279.3420

Sr. No.	Donor Short Name	Commit. Currency	Interest Payment Position upto Previous Month		Interest Payment Position (Current Month)		Total	
			Amount In Commit. Currency	Amount In NPR Currency	Amount In Commit. Currency	Amount In NPR Currency	Amount in Commit. Currency	Amount In NPR Currency
5	EIB	USD	1,382,366.1600	181,029,812.7555	0.0000	0.0000	1,382,366.1600	181,029,812.7555
6	IDA	SDR	170,246,259.4500	26,191,587,850.8075	2,683,061.8000	476,437,123.6416	172,929,321.2500	26,668,024,974.4491
7	IDA	USD	56,224,208.9500	6,174,746,998.0493	59,338.6400	7,814,558.2414	56,283,547.5900	6,182,561,556.2907
8	IFAD	SDR	11,483,535.8100	1,758,938,932.0012	152,419.9900	27,639,757.4000	11,635,955.8000	1,786,578,689.4012
9	IFAD	USD	2,453,495.0700	269,551,838.8187	0.0000	0.0000	2,453,495.0700	269,551,838.8187
10	IMF	SDR	0.0000	0.0000	0.0000	0.0000	0.0000	0.0000
11	NDF	EUR	3,637,057.0700	423,239,012.7576	0.0000	0.0000	3,637,057.0700	423,239,012.7576
12	OFID	USD	13,270,160.6800	1,500,083,703.9809	266,022.5300	35,027,155.3834	13,536,183.2100	1,535,110,859.3643
Total of Multilateral			480,443,058.1700	70,632,302,463.1444	6,373,073.6200	1,115,537,387.6929	486,816,131.7900	71,747,839,850.8373
Grand Total			9,462,653,354.5660	793,806,606,186.2246	176,613,236.6000	1,143,843,323.3305	9,639,266,591.1660	794,950,449,509.5551



Government of Nepal

Ministry of Finance

# Public Debt Management Office

Kathmandu, Nepal

## Donor Wise Monthly Interest Payment Summary

As on : 2080-Ashadh-31 16/07/2023

Fiscal Year: 2080/2081

Month: Ashadh

			Interest Payment Position upto Previous Month		Interest Payment Position (Current Month)		Total	
Sr. No.	Donor Short Name	Commit. Currency	Amount In Commit. Currency	Amount In NPR Currency	Amount In Commit. Currency	Amount In NPR Currency	Amount in Commit. Currency	Amount In NPR Currency
Donor Type			Bilateral					
1	AUSTRIA	EUR	0.0800	9.7881	0.0000	0.0000	0.0800	9.7881
2	BELGIUM	EUR	103,535.4700	11,384,766.1036	0.0000	0.0000	103,535.4700	11,384,766.1036
3	EBK	KRW	3,184,207,915.0000	166,777,776,826.2596	0.0000	0.0000	3,184,207,915.0000	166,777,776,826.2596
4	EBLCI	USD	9,257,802.7300	1,133,100,740.3572	0.0000	0.0000	9,257,802.7300	1,133,100,740.3572
5	EIBC	CNY	38,631,556.3800	722,183,256.2166	0.0000	0.0000	38,631,556.3800	722,183,256.2166
6	JICA	JPY	5,894,828,260.2300	552,116,835,490.3680	0.0000	0.0000	5,894,828,260.2300	552,116,835,490.3680
7	KUWAIT	KWD	345,192.9260	71,298,422.8270	1,657.1180	709,461.9293	346,850.0440	72,007,884.7563
8	NBF	EUR	18,427,040.0000	2,035,740,235.6169	2,488.0000	349,866.1545	18,429,528.0000	2,036,090,101.7714
9	SAUDI	SAR	6,649,156.5600	334,289,911.1808	0.0000	0.0000	6,649,156.5600	334,289,911.1808
Total of Bilateral			9,152,450,459.3760	723,202,609,658.7178	4,145.1180	1,059,328.0838	9,152,454,604.4940	723,203,668,986.8016
Donor Type			Multilateral					
1	ADB	SDR	223,058,847.5600	34,497,463,690.0847	1,089,234.1200	193,684,654.2664	224,148,081.6800	34,691,148,344.3511
2	EEC	DKK	340,333.1600	33,980,555.9913	0.0000	0.0000	340,333.1600	33,980,555.9913
3	EEC	EUR	1,192,211.8900	129,801,581.5822	0.0000	0.0000	1,192,211.8900	129,801,581.5822
4	EEC	GBP	366,813.0300	40,497,279.3420	0.0000	0.0000	366,813.0300	40,497,279.3420

Sr. No.	Donor Short Name	Commit. Currency	Interest Payment Position upto Previous Month		Interest Payment Position (Current Month)		Total	
			Amount In Commit. Currency	Amount In NPR Currency	Amount In Commit. Currency	Amount In NPR Currency	Amount in Commit. Currency	Amount In NPR Currency
5	EIB	USD	1,382,366.1600	181,029,812.7555	0.0000	0.0000	1,382,366.1600	181,029,812.7555
6	IDA	SDR	172,929,321.2500	26,668,024,974.4491	470,391.1300	83,402,941.6854	173,399,712.3800	26,751,427,916.1345
7	IDA	USD	56,283,547.5900	6,182,561,556.2907	13,387.5000	1,765,409.6250	56,296,935.0900	6,184,326,965.9157
8	IFAD	SDR	11,635,955.8000	1,786,578,689.4012	0.0000	0.0000	11,635,955.8000	1,786,578,689.4012
9	IFAD	USD	2,453,495.0700	269,551,838.8187	0.0000	0.0000	2,453,495.0700	269,551,838.8187
10	IMF	SDR	0.0000	0.0000	0.0000	0.0000	0.0000	0.0000
11	NDF	EUR	3,637,057.0700	423,239,012.7576	0.0000	0.0000	3,637,057.0700	423,239,012.7576
12	OFID	USD	13,536,183.2100	1,535,110,859.3643	7,888.6000	1,040,269.6820	13,544,071.8100	1,536,151,129.0463
Total of Multilateral			486,816,131.7900	71,747,839,850.8373	1,580,901.3500	279,893,275.2588	488,397,033.1400	72,027,733,126.0961
Grand Total			9,639,266,591.1660	794,950,449,509.5551	1,585,046.4680	280,952,603.3426	9,640,851,637.6340	795,231,402,112.8977



Government of Nepal

Ministry of Finance

# Public Debt Management Office

Kathmandu, Nepal

## Donor Wise Monthly Grace Period Interest Payment Summary

As on : 2080-Baisakh-31 14/05/2023

Fiscal Year: 2079/2080

Month: Baisakh

Sr. No.	Donor Short Name	Commit. Currency	Grace Period Interest Payment Position				Total	
			Upto Previous Month		Current Month		Amount in Commit. Currency	Amount In NPR Currency
			Amount In Commit. Currency	Amount In NPR Currency	Amount In Commit. Currency	Amount In NPR Currency		
1	ADB	SDR	17,193,858.0300	3,059,114,026.8396	397,431.8800	70,089,493.8641	17,591,289.9100	3,117,655,055.1376
2	ADB	USD	8,324,361.1100	1,095,735,652.9093	215,277.7800	28,250,903.0694	8,539,638.8900	1,125,268,216.5353
3	AIIB	USD	234,584.7800	30,878,394.5914	0.0000	0.0000	234,584.7800	30,911,236.4606
4	EBK	KRW	2,176,765,931.0000	216,152,856.9483	0.0000	0.0000	2,176,765,931.0000	214,846,797.3897
5	EBLCI	USD	14,433,950.4000	1,899,940,891.1520	8,148.0400	1,069,185.8088	14,442,098.4400	1,903,035,311.4388
6	EIB	EUR	0.0200	2.8774	0.0000	0.0000	0.0200	2.8754
7	EIB	USD	1,792,609.9300	235,961,245.0859	0.0000	0.0000	1,792,609.9300	236,212,210.4761
8	EIBC	CNY	96,345,408.3600	1,842,124,207.8432	0.0000	0.0000	96,345,408.3600	1,826,708,942.5056
9	IDA	EUR	855,309.0100	123,053,307.2687	0.0000	0.0000	855,309.0100	122,967,776.3677
10	IDA	SDR	77,025,119.0800	13,704,232,161.5945	565,231.5800	99,166,986.4279	77,590,350.6600	13,751,120,594.4900
11	IDA	USD	56,235.2300	7,402,243.3249	0.0000	0.0000	56,235.2300	7,410,116.2571
12	IFAD	SDR	1,025,601.5300	182,473,998.6161	0.0000	0.0000	1,025,601.5300	181,764,487.4776
13	IFAD	USD	101,695.7700	13,386,214.2051	0.0000	0.0000	101,695.7700	13,400,451.6129
14	JICA	JPY	22,439,535.0000	22,102,941.9750	0.0000	0.0000	22,439,535.0000	21,945,865.2300
15	KUWAIT	KWD	216,695.9280	93,083,902.8317	0.0000	0.0000	216,695.9280	93,122,908.0987

Sr. No.	Donor Short Name	Commit. Currency	Grace Period Interest Payment Position				Total	
			Upto Previous Month		Current Month			
			Amount In Commit. Currency	Amount In NPR Currency	Amount In Commit. Currency	Amount In NPR Currency	Amount in Commit. Currency	Amount In NPR Currency
16	OFID	USD	829,345.0400	109,166,687.6152	0.0000	0.0000	829,345.0400	109,282,795.9208
17	SAUDI	SAR	1,194,708.7300	41,922,329.3357	0.0000	0.0000	1,194,708.7300	41,982,064.7722
Grand Total			2,418,834,948.9480	22,676,731,065.0140	1,186,089.2800	198,576,569.1702	2,420,021,038.2280	22,797,634,833.0461



Government of Nepal

Ministry of Finance

# Public Debt Management Office

Kathmandu, Nepal

## Donor Wise Monthly Grace Period Interest Payment Summary

As on : 2080-Jestha-32 15/06/2023

Fiscal Year: 2079/2080

Month: Jestha

Sr. No.	Donor Short Name	Commit. Currency	Grace Period Interest Payment Position				Total	
			Upto Previous Month		Current Month		Amount in Commit. Currency	Amount In NPR Currency
			Amount In Commit. Currency	Amount In NPR Currency	Amount In Commit. Currency	Amount In NPR Currency		
1	ADB	SDR	17,591,289.9100	3,117,655,055.1376	888,095.7800	157,854,087.9934	18,479,385.6900	3,247,149,607.0440
2	ADB	USD	8,539,638.8900	1,125,268,216.5353	0.0000	0.0000	8,539,638.8900	1,124,328,856.2574
3	AIIB	USD	234,584.7800	30,911,236.4606	0.0000	0.0000	234,584.7800	30,885,432.1348
4	EBK	KRW	2,176,765,931.0000	214,846,797.3897	0.0000	0.0000	2,176,765,931.0000	224,424,567.4861
5	EBLCI	USD	14,442,098.4400	1,903,035,311.4388	0.0000	0.0000	14,442,098.4400	1,901,446,680.6104
6	EIB	EUR	0.0200	2.8754	0.0100	1.4297	0.0300	4.2681
7	EIB	USD	1,792,609.9300	236,212,210.4761	0.0000	0.0000	1,792,609.9300	236,015,023.3838
8	EIBC	CNY	96,345,408.3600	1,826,708,942.5056	0.0000	0.0000	96,345,408.3600	1,772,755,513.8240
9	IDA	EUR	855,309.0100	122,967,776.3677	0.0000	0.0000	855,309.0100	121,684,812.8527
10	IDA	SDR	77,590,350.6600	13,751,120,594.4900	2,070,446.9200	367,987,592.2823	79,660,797.5800	13,997,788,232.6839
11	IDA	USD	56,235.2300	7,410,116.2571	0.0000	0.0000	56,235.2300	7,403,930.3818
12	IFAD	SDR	1,025,601.5300	181,764,487.4776	38,196.3700	6,692,908.4514	1,063,797.9000	186,927,801.1135
13	IFAD	USD	101,695.7700	13,400,451.6129	0.0000	0.0000	101,695.7700	13,389,265.0782
14	JICA	JPY	22,439,535.0000	21,945,865.2300	0.0000	0.0000	22,439,535.0000	21,093,162.9000
15	KUWAIT	KWD	216,695.9280	93,122,908.0987	0.0000	0.0000	216,695.9280	92,849,871.2294

Sr. No.	Donor Short Name	Commit. Currency	Grace Period Interest Payment Position				Total	
			Upto Previous Month		Current Month			
			Amount In Commit. Currency	Amount In NPR Currency	Amount In Commit. Currency	Amount In NPR Currency	Amount in Commit. Currency	Amount In NPR Currency
16	OFID	USD	829,345.0400	109,282,795.9208	0.0000	0.0000	829,345.0400	109,191,567.9664
17	SAUDI	SAR	1,194,708.7300	41,982,064.7722	262,968.6200	9,230,198.5620	1,457,677.3500	51,164,474.9850
Grand Total			2,420,021,038.2280	22,797,634,833.0461	3,259,707.7000	541,764,788.7188	2,423,280,745.9280	23,138,498,804.1995





Government of Nepal

Ministry of Finance

# Public Debt Management Office

Kathmandu, Nepal

## Donor Wise Monthly Grace Period Interest Payment Summary

As on : 2080-Ashadh-31 16/07/2023

Fiscal Year: 2080/2081

Month: Ashadh

Sr. No.	Donor Short Name	Commit. Currency	Grace Period Interest Payment Position				Total	
			Upto Previous Month		Current Month		Amount in Commit. Currency	Amount In NPR Currency
			Amount In Commit. Currency	Amount In NPR Currency	Amount In Commit. Currency	Amount In NPR Currency		
1	ADB	SDR	18,479,385.6900	3,247,149,607.0440	78,539.9700	13,946,617.3545	18,557,925.6600	3,308,510,698.2499
2	ADB	USD	8,539,638.8900	1,124,328,856.2574	0.0000	0.0000	8,539,638.8900	1,125,268,216.5353
3	AIIB	USD	234,584.7800	30,885,432.1348	0.0000	0.0000	234,584.7800	30,911,236.4606
4	EBK	KRW	2,176,765,931.0000	224,424,567.4861	0.0000	0.0000	2,176,765,931.0000	226,165,980.2309
5	EBLCI	USD	14,442,098.4400	1,901,446,680.6104	142,662.5200	18,877,104.6464	14,584,760.9600	1,921,833,951.6992
6	EIB	EUR	0.0300	4.2681	0.0000	0.0000	0.0300	4.4358
7	EIB	USD	1,792,609.9300	236,015,023.3838	0.0000	0.0000	1,792,609.9300	236,212,210.4761
8	EIBC	CNY	96,345,408.3600	1,772,755,513.8240	0.0000	0.0000	96,345,408.3600	1,778,536,238.3256
9	IDA	EUR	855,309.0100	121,684,812.8527	0.0000	0.0000	855,309.0100	126,465,990.2186
10	IDA	SDR	79,660,797.5800	13,997,788,232.6839	0.0000	0.0000	79,660,797.5800	14,201,942,924.7219
11	IDA	USD	56,235.2300	7,403,930.3818	0.0000	0.0000	56,235.2300	7,410,116.2571
12	IFAD	SDR	1,063,797.9000	186,927,801.1135	0.0000	0.0000	1,063,797.9000	189,654,102.3716
13	IFAD	USD	101,695.7700	13,389,265.0782	0.0000	0.0000	101,695.7700	13,400,451.6129
14	JICA	JPY	22,439,535.0000	21,093,162.9000	597,491.0000	553,276.6660	23,037,026.0000	21,862,137.6740
15	KUWAIT	KWD	216,695.9280	92,849,871.2294	0.0000	0.0000	216,695.9280	93,246,424.7777

Sr. No.	Donor Short Name	Commit. Currency	Grace Period Interest Payment Position				Total	
			Upto Previous Month		Current Month			
			Amount In Commit. Currency	Amount In NPR Currency	Amount In Commit. Currency	Amount In NPR Currency	Amount in Commit. Currency	Amount In NPR Currency
16	OFID	USD	829,345.0400	109,191,567.9664	0.0000	0.0000	829,345.0400	109,282,795.9208
17	SAUDI	SAR	1,457,677.3500	51,164,474.9850	0.0000	0.0000	1,457,677.3500	51,193,628.5320
Grand Total			2,423,280,745.9280	23,138,498,804.1995	818,693.4900	33,376,998.6669	2,424,099,439.4180	23,441,897,108.5000



Government of Nepal

Ministry of Finance

## Public Debt Management Office

Kathmandu, Nepal

### Donor Wise Monthly Commitment Charge Payment Summary

As on : 2080-Baisakh-31 14/05/2023

Fiscal Year: 2079/2080

Month: Baisakh

Sr. No.	Donor Short Name	Commit. Currency	Commitment Charge Payment Position				Total	
			Upto Previous Month		Current Month		Amount in Commit. Currency	Amount In NPR Currency
			Amount In Commit. Currency	Amount In NPR Currency	Amount In Commit. Currency	Amount In NPR Currency		
1	AIIB	USD	141,174.9400	17,036,991.7592	0.0000	0.0000	141,174.9400	17,036,991.7592
2	EBLCI	USD	2,419,109.4500	291,174,137.3089	218,796.7100	28,710,504.2862	2,637,906.1600	319,884,641.5951
3	EIB	EUR	190,277.7600	26,335,455.8544	0.0000	0.0000	190,277.7600	26,335,455.8544
4	EIB	USD	40,935.0000	4,763,605.9500	0.0000	0.0000	40,935.0000	4,763,605.9500
5	EIBC	CNY	934,340.7200	16,763,484.0317	0.0000	0.0000	934,340.7200	16,763,484.0317
6	NDF	EUR	2,825.8900	344,101.5978	0.0000	0.0000	2,825.8900	344,101.5978
7	OFID	USD	2,421.1200	278,428.8000	0.0000	0.0000	2,421.1200	278,428.8000
Grand Total			3,731,084.8800	356,696,205.3020	218,796.7100	28,710,504.2862	3,949,881.5900	385,406,709.5882



Government of Nepal

Ministry of Finance

## Public Debt Management Office

Kathmandu, Nepal

### Donor Wise Monthly Commitment Charge Payment Summary

As on : 2080-Jestha-32 15/06/2023

Fiscal Year: 2079/2080

Month: Jestha

Sr. No.	Donor Short Name	Commit. Currency	Commitment Charge Payment Position				Total	
			Upto Previous Month		Current Month		Amount in Commit. Currency	Amount In NPR Currency
			Amount In Commit. Currency	Amount In NPR Currency	Amount In Commit. Currency	Amount In NPR Currency		
1	AIIB	USD	141,174.9400	17,036,991.7592	0.0000	0.0000	141,174.9400	17,036,991.7592
2	EBLCI	USD	2,637,906.1600	319,884,641.5951	0.0000	0.0000	2,637,906.1600	319,884,641.5951
3	EIB	EUR	190,277.7600	26,335,455.8544	124,895.8800	17,856,363.9636	315,173.6400	44,191,819.8180
4	EIB	USD	40,935.0000	4,763,605.9500	0.0000	0.0000	40,935.0000	4,763,605.9500
5	EIBC	CNY	934,340.7200	16,763,484.0317	0.0000	0.0000	934,340.7200	16,763,484.0317
6	NDF	EUR	2,825.8900	344,101.5978	0.0000	0.0000	2,825.8900	344,101.5978
7	OFID	USD	2,421.1200	278,428.8000	0.0000	0.0000	2,421.1200	278,428.8000
Grand Total			3,949,881.5900	385,406,709.5882	124,895.8800	17,856,363.9636	4,074,777.4700	403,263,073.5518



Government of Nepal

Ministry of Finance

## Public Debt Management Office

Kathmandu, Nepal

### Donor Wise Monthly Commitment Charge Payment Summary

As on : 2080-Ashadh-31 16/07/2023

Fiscal Year: 2080/2081

Month: Ashadh

Sr. No.	Donor Short Name	Commit. Currency	Commitment Charge Payment Position				Total	
			Upto Previous Month		Current Month		Amount in Commit. Currency	Amount In NPR Currency
			Amount In Commit. Currency	Amount In NPR Currency	Amount In Commit. Currency	Amount In NPR Currency		
1	AIIB	USD	141,174.9400	17,036,991.7592	0.0000	0.0000	141,174.9400	17,036,991.7592
2	EBLCI	USD	2,637,906.1600	319,884,641.5951	41,310.7700	5,466,241.0864	2,679,216.9300	325,350,882.6815
3	EIB	EUR	315,173.6400	44,191,819.8180	0.0000	0.0000	315,173.6400	44,191,819.8180
4	EIB	USD	40,935.0000	4,763,605.9500	0.0000	0.0000	40,935.0000	4,763,605.9500
5	EIBC	CNY	934,340.7200	16,763,484.0317	0.0000	0.0000	934,340.7200	16,763,484.0317
6	NDF	EUR	2,825.8900	344,101.5978	0.0000	0.0000	2,825.8900	344,101.5978
7	OFID	USD	2,421.1200	278,428.8000	0.0000	0.0000	2,421.1200	278,428.8000
Grand Total			4,074,777.4700	403,263,073.5518	41,310.7700	5,466,241.0864	4,116,088.2400	408,729,314.6382