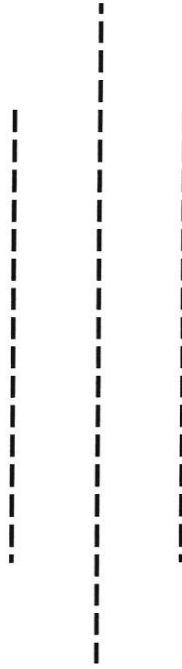


# GOVERNMENT DEBT STATISTICS

For the month of Mangsir 2081 (Mid-Dec, 2024)



**GOVERNMENT OF NEPAL**  
**MINISTRY OF FINANCE**  
**PUBLIC DEBT MANAGEMENT OFFICE**

Tripureshwor, Kathmandu, Nepal  
Phone No: +977- 01-4538358, 4538359  
Email: [info@pdmo.gov.np](mailto:info@pdmo.gov.np)

**GOVERNMENT DEBT STATISTICS**  
**For the month of Mangsir 2081 (Mid-Dec, 2024)**

**CONTENTS**

<b>Table</b>	<b>Particular</b>
Table 1	Debt Liability of the Government of Nepal
Table 2	Domestic Debt Liability of the Government of Nepal
Table 3	Debt Service Status
Table 4	Domestic Debt Service Status
Table 5	External Debt Composition by Creditor
Table 6	External Debt Composition by Currency
Table 7	Interest/Discount Amount Paid for Different Securities in FY 2080/81
Table 8	Debt Mobilization Target & Mobilize
Table 9	Repayment of Principal Amount of Government Securities in FY 2080/81
Table 10	Government Securities New Issued in FY 2080/81
Table 11	Ownership Structure of Government Securities
Table 12	Ownership of Treasury Bills (28, 91, 182 & 364 Days)
Table 13	Ownership Structure of Development Bonds
Table 14	Ownership Structure of Citizen Saving Bonds
Table 15	Ownership Structure of Foreign Employment Saving Bonds
Table 16	Repayment Schedule of Government Securities

Table 1

**Debt Liability of the Government of Nepal**

For the month of Mangsir 2081 (Mid-Dec, 2024)

(Amount in NPR Crore)

S.N.	Particulars	Opening Balance (Sharwan 1, 2081)	Transaction(As on Mangsir end)		Exchange Gain/ Loss	Outstanding Balance Upto Current Month	Compositio n of Debt (in %)	Public Debt to GDP
			Disbursement/ New Issued	Repayment				
A.	External Debt	125,319.79	2,829.18	1,731.91	(1,057.93)	127,474.99	51.15	22.35
B	Domestic Debt	118,090.18	16,400.00	12,724.00		121,766.18	48.85	21.34
	<b>Total Debt</b>	<b>243,409.97</b>	<b>19,229.18</b>	<b>14,455.91</b>	<b>(1,057.93)</b>	<b>249,241.18</b>	<b>100.00</b>	<b>43.69</b>

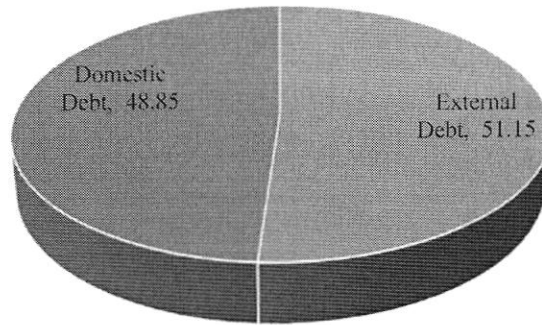
**Composition of Debt**

Table 2

**Domestic Debt Liability of the Government of Nepal**

For the month of Mangsir 2081 (Mid-Dec, 2024)

(Amount in NPR Crore)

S.N.	Bonds	Opening Balance (Sharwan 1, 2081)	Transaction (As on Mangsir end)		Outstanding Balance Upto Current Month (Rs. in Crore)	Share (in %)
			New Issued	Repayment		
1	Treasury Bills	40,369.23	5,500.00	11,110.00	34,759.23	28.55
2	Development Bonds	76,194.70	10,900.00	1,614.00	85,480.70	70.20
3	Citizen Savings Bonds	1,112.01	-	-	1,112.01	0.91
4	Foreign Employment Saving Bonds	22.70	-	-	22.70	0.02
5	IMF Bond	391.54	-	-	391.54	0.32
<b>Total</b>		<b>118,090.18</b>	<b>16,400.00</b>	<b>12,724.00</b>	<b>121,766.18</b>	<b>100.00</b>

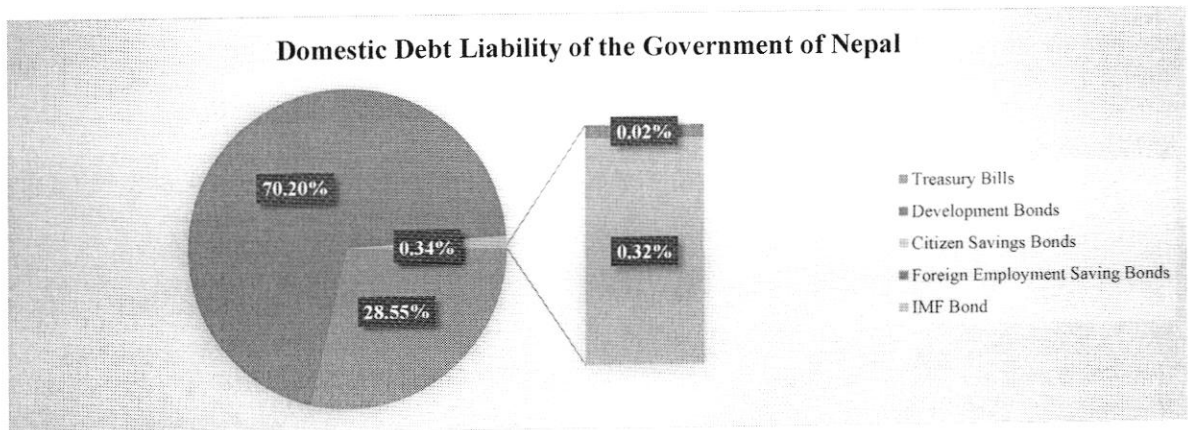


Table 3  
**Debt Service Status**  
For the month of Mangsir 2081 (Mid-Dec, 2024)

(Amount in NPR Crore)

S.N.	Particulars	Annual Budget	Expenditure Upto Month	Budget Balance	Expenditure Percent	Debt Service to GDP
<b>1</b>	<b>External Debt</b>	<b>6,589.82</b>	<b>2,093.06</b>	<b>4,496.77</b>	<b>31.76</b>	0.37
A	Principle Repayment	5,394.66	1,731.91	<b>3,662.75</b>	<b>32.10</b>	0.30
B	Interest Repayment (Including Grace Period & Commitment Charges)	1,195.16	361.15	<b>834.02</b>	<b>30.22</b>	0.06
<b>2</b>	<b>Domestic Debt</b>	33,695.44	14,966.76	<b>18,728.68</b>	<b>44.42</b>	2.62
A	Principle Repayment	24,578.00	12,724.00	<b>11,854.00</b>	<b>51.77</b>	2.23
B	Interest Payment	9,117.44	2,242.76	<b>6,874.68</b>	<b>24.60</b>	0.39
	<b>Total</b>	<b>40,285.26</b>	<b>17,059.81</b>	<b>23,225.45</b>	<b>42.35</b>	2.99
<b>3</b>	Total Principal Payment	<b>29,972.66</b>	<b>14,455.91</b>	<b>15,516.75</b>	<b>48.23</b>	2.53
<b>4</b>	Total Interest Payment	10,312.60	2,603.90	<b>7,708.70</b>	<b>25.25</b>	0.46

Table 4

**Domestic Debt Service Status**  
For the month of Mangsir 2081 (Mid-Dec, 2024)

(Amount in NPR Crore)

S.N.	Particulars	Budget	Repayment upto this month	Budget Balance
<b>A</b>	<b>Principle Repayment</b>	<b>24,578.00</b>	<b>12,724.00</b>	11,854.00
	Treasury Bills	14,499.50	11,110.00	3,389.50
	Development Bonds	9,914.00	1,614.00	8,300.00
	CSB & FESB	164.50	-	164.50
<b>B</b>	<b>Interest/Discount Repayment</b>	<b>9,117.44</b>	<b>2,242.48</b>	6,874.96
	Treasury Bills	3,810.84	298.16	3,512.68
	Development Bonds	5,143.60	1,916.77	3,226.83
	CSB & FESB	150.00	27.55	122.45
	Commission	13	0	13.00
	<b>Total</b>	<b>33,695.44</b>	<b>14,966.48</b>	18,728.96

Table 5

**External Debt Composition by Creditor**

For the month of Mangsir 2081 (Mid-Dec, 2024)

(Amount in NPR Crore)

S.N.	Particulars	Currency	Outstanding Balance Upto Current Month	USD	Share (in %)
<b>A. Bilateral</b>					
	BELGIUM	EUR	480,926,207.24	3,537,002.33	0.04
	EBK	KRW	4,847,645,713.79	35,652,318.26	0.38
	EBLCI	USD	38,938,533,579.98	286,375,918.07	3.05
	EIBC	CNY	35,051,543,785.51	257,788,804.78	2.75
	JICA	JPY	54,138,803,157.03	398,167,265.99	4.25
	KUWAIT	KWD	1,771,763,058.98	13,030,543.94	0.14
	NBF	EUR	993,206,479.36	7,304,600.13	0.08
	SAUDI	SAR	3,047,610,194.90	22,413,842.72	
	<b>Total Bilateral</b>		<b>139,270,032,176.78</b>	<b>1,024,270,296.22</b>	<b>10.93</b>
<b>B. Multilateral</b>					
	ADB	SDR	252,340,302,575.85	1,855,852,780.58	19.80
	ADB	USD	164,420,189,799.93	1,209,238,727.66	12.90
	AiIB	USD	1,662,819,961.91	12,229,315.01	0.13
	NDF	EUR	1,655,392,956.12	12,174,692.62	0.13
	OFID	USD	6,974,487,583.60	51,294,311.86	0.55
	IDA	EUR	49,214,250.00	361,949.33	0.00
	IDA	SDR	611,245,714,990.44	4,495,445,429.07	47.95
	IDA	USD	4,637,744,094.42	34,108,583.47	0.36
	IFAD	SDR	9,794,995,211.57	72,037,914.33	0.77
	IFAD	USD	1,066,788,225.15	7,845,761.75	0.08
	IMF	SDR	62,805,183,111.00	461,904,707.74	4.93
	EEC	DKK	4,323,996.94	31,801.11	0.00
	EEC	EUR	113,883,802.98	837,565.66	0.01
	EEC	GBP	38,044,215.07	279,798.60	0.00
	EIB	EUR	5,849,920,788.97	43,023,613.95	0.46
	EIB	USD	12,820,877,885.50	94,291,960.62	1.01
	<b>Total Multilateral</b>		<b>1,135,479,883,449.46</b>	<b>8,350,958,913.36</b>	<b>89.07</b>
	<b>Total</b>		<b>1,274,749,915,626.23</b>	<b>9,375,229,209.58</b>	<b>100.00</b>

Table 6

**External Debt Composition by Currency**  
For the month of Mangsir 2081 (Mid-Dec, 2024)

(Amount in NPR Crore)

S.N.	Particulars	Outstanding Balance Upto Current Month	Share (in %)
1	CNY	35,051,543,785.51	2.75
2	DKK	4,323,996.94	0.00
3	EUR	9,142,544,484.67	0.72
4	GBP	38,044,215.07	0.00
5	JPY	54,138,803,157.03	4.25
6	KRW	4,847,645,713.79	0.38
7	KWD	1,771,763,058.98	0.14
8	SAR	3,047,610,194.90	0.24
9	SDR	936,186,195,888.86	73.44
10	USD	230,521,441,130.49	18.08
<b>Total</b>		<b>1,274,749,915,626.23</b>	<b>100.00</b>



Table 7

**Interest/Discount Amount Paid for Different Securities in FY**  
**For the month of Mangsir 2081 (Mid-Dec, 2024)**

(Amount in NPR Crore)

Months	Development Bonds	Citizen/Foreign Employment Saving Bonds	Treasury Bills	Commision	Total Received Amount
Shrawan	289.60	0.01	70.65	0.28	360.54
Bhadra	295.31	9.08	37.99	-	342.38
Ashwin	427.68	17.51	37.63		482.83
Kartik	615.62	-	98.11		713.72
Mangsir	288.57	0.94	53.78		343.29
Poush					-
Magh					-
Fagun					-
Chaitra					-
Baisakh					-
Jestha					-
Asadh					-
<b>Total</b>	<b>1,916.77</b>	<b>27.55</b>	<b>298.16</b>	<b>0.28</b>	<b>2,242.76</b>

Table- 8

**Public Debt Management Office**

Debt Mobilization Target &amp; Mobilize

For the month of Mangsir 2081 (Mid-Dec, 2024)

(Amount in NPR Crore)

S.N.	Debt	Annula Target(FY 2081/82)	Mobilize till Sharwan 20	Yet to Receive	Mobilize %
1	Total Public Debt	54700	19229.18	35470.82	35.15
1.1	Domestic Debt	33000	16400.00	16600.00	49.70
1.2	External Debt	21700	2829.18	18870.82	13.04

Table 9

**Repayment of Principal Amount of Government Securities in  
For the month of Mangsir 2081 (Mid-Dec, 2024)**

(Amount in NPR Crore)

Months	Citizen Saving Bonds	Development Bonds	Treasury Bills	Foreign Employment Saving Bonds	Total
Shrawan	-	-	1,700.00	-	1,700.00
Bhadra			1,800.00		1,800.00
Ashwin			2,460.00		2,460.00
Kartik		814	500		1,314.00
Mangsir		800.00	4,650.00		5,450.00
Poush					-
Magh					-
Fagun					-
Chaitra					-
Baisakh					-
Jestha					-
Asadh					-
<b>Total</b>	-	<b>1,614.00</b>	<b>11,110.00</b>	-	<b>12,724.00</b>

Table 10

**Government Securities New Issued in FY 2080/81**  
For the month of Mangsir 2081 (Mid-Dec, 2024)

(Amount in NPR Crore)

S.No.	Securities	Issue Date	Payment Date	Interest/Discount Rate	Issued Amount
<b>1. Treasury Bills</b>					
1	91 Days(NPTB09101734)	4/15/2081	7/20/2081	2.9500	500.00
2	364 Days (NPTB36411732)	4/29/2081	4/28/2082	3.0423	500.00
3	182 Days (NPTB18210442)	5/18/2081	11/20/2081	2.9923	500.00
4	28 Days (NPTB02800387)	5/25/2081	6/22/2081	2.9590	500.00
5	NPTB09101740- 91 Days	6/8/2081	9/9/2081	2.9524	500.00
6	NPTB18210444- 182 Days	6/15/2081	12/19/2081	2.996	500.00
7	NPTB02800389- 28 Days	6/21/2081	7/20/2081	2.996	500.00
8	NPTB02800390-28 Days	7/6/2081	8/4/2081	2.4904	500.00
9	NPTB36411739	7/27/2081	7/25/2082	2.9815	500.00
10	NPTB18210449	8/4/2081	2/6/2082	2.8856	500.00
11	NPTB36411740	8/18/2081	8/16/2082	2.9913	500.00
<b>Total:</b>					<b>5,500.00</b>
<b>2. Development Bonds</b>					
1	NPDB11002092	4/17/2081	4/16/2092	5.28%	1,000.00
2	NPDB09012090	4/24/2081	4/23/2090	5.22%	1,000.00
3	NPDB06072087	4/31/2081	4/30/2087	5.04%	1,000.00
4	NPDB05142086	5/6/2081	5/5/2086	4.91%	1,000.00
5	NPDB03122084	5/13/2081	5/12/2084	4.39%	1,000.00
6	NPDB06082087	5/20/2081	5/19/2087	4.63%	1,000.00
7	NPDB03132084	5/27/2081	5/27/2084	3.95%	1,000.00
8	NPDB06092087	6/10/2081	6/9/2087	4.27%	1,000.00
9	NPDB09022090	7/8/2081	7/7/2090	4.34	900.00
10	NPDB06102087	7/29/2081	7/28/2087	4.18	1,000.00
11	NPDB03142084	8/13/2081	8/12/2084	3.79	1,000.00
<b>Total:</b>					<b>10,900.00</b>
<b>3. Citizen Saving Bonds</b>					
1					
<b>Total:</b>					<b>-</b>
<b>4. Foreign Employment Saving Bonds</b>					
<b>Total:</b>					<b>-</b>
<b>Grand Total:</b>					<b>16,400.00</b>

Table 11  
**Ownership Structure of Government Securities**  
For the month of Mangsir 2081 (Mid-December 2024)

(Amount in NPR Crore)

S.N.	Ownership	Treasury Bills	Development Bonds	Citizen Saving Bonds	Foreign Employment Saving Bonds	Total	Share (in %)
1	NRB Secondary Market	-	1,648.40	390.64	0.65	2,039.69	1.68
2	Commercial Banks	31,355.20	71,986.87	-	-	103,342.07	85.14
3	Development Banks	881.24	8,236.96	-	-	9,118.20	7.51
4	Finance Companies	297.04	1,716.10	-	-	2,013.14	1.66
5	Microfinance	50.00	35.00	-	-	85.00	0.07
6	Social Security Fund	1,177.98	349.80	-	-	1,527.79	1.26
7	Insurance Companies	50.38	352.83	-	-	403.21	0.33
8	General Public Individuals	-		721.16	22.05	743.21	0.61
9	Market Makers			0.21	-	0.21	0.00
10	Others	947.39	1,154.73	-	-	2,102.12	1.73
<b>Total</b>		<b>34,759.23</b>	<b>85,480.70</b>	<b>1,112.00</b>	<b>22.70</b>	<b>121,374.63</b>	<b>100.00</b>

Table 12  
Ownership of Treasury Bills (28, 91, 182 & 364 Days)  
For the month of Mangsir 2081 (Mid-December 2024)

(Amount in NPR Crore)

Days	Serial Number	Issue Date	Maturity Date	NRB Secondary Market	Commercial Banks	Development Banks	Finance Companies	Microfinance	Insurance Companies	Social Security Fund	Others *	Total Amount	Discount Rate
28	NPTB02800393	2081/08/04	2081/09/02	-	396.00	11.00	18.00	-	28.37	-	46.63	500.00	2.7488
28	NPTB02800394	2081/08/18	2081/09/16	-	341.50	2.00	81.50	-	22.01	36.48	16.51	500.00	2.9499
	<b>Total 28 Days</b>			-	<b>737.50</b>	<b>13.00</b>	<b>99.50</b>	-	<b>50.38</b>	<b>36.48</b>	<b>63.14</b>	<b>1,000.00</b>	
91	NPTB09101740	2081/06/08	2081/09/09	-	1,268.02	87.23	56.00	-	-	100.00	-	1,511.25	2.9999
91	NPTB09101741	2081/06/15	2081/09/16	-	613.75	45.00	-	-	-	51.67	64.58	775.00	2.9902
91	NPTB09101742	2081/06/21	2081/09/23	-	577.24	99.00	3.76	-	-	60.00	60.00	800.00	2.9800
91	NPTB09101743	2081/07/06	2081/10/08	-	891.65	-	-	-	-	56.27	101.08	1,049.00	2.8003
91	NPTB09101744	2081/07/13	2081/10/15	-	619.65	33.00	-	-	-	-	157.35	810.00	2.7601
91	NPTB09101745	2081/07/27	2081/10/29	-	636.37	27.00	15.00	-	-	39.67	81.96	800.00	2.8502
90	NPTB09101746	2081/08/04	2081/11/06	-	<b>546.50</b>	<b>62.32</b>	<b>6.00</b>	-	-	-	<b>108.50</b>	<b>723.32</b>	<b>2.8818</b>
91	NPTB09101747	2081/08/18	2081/11/20	-	<b>503.30</b>	<b>3.00</b>	<b>6.52</b>	-	-	<b>29.67</b>	<b>62.00</b>	<b>604.50</b>	<b>2.8599</b>
91	NPTB09101748	2081/08/25	2081/11/27	-	<b>678.25</b>	<b>30.00</b>	<b>11.25</b>	-	-	<b>31.72</b>	<b>98.78</b>	<b>850.00</b>	<b>2.9001</b>
	<b>Total 91 Days</b>			-	<b>6,334.74</b>	<b>386.56</b>	<b>98.53</b>	-	-	<b>369.00</b>	<b>734.25</b>	<b>7,923.07</b>	
182	NPTB18210438	2081/03/04	2081/09/02	-	613.00	20.00	-	-	-	-	-	633.00	3.0393
182	NPTB18210439	2081/03/18	2081/09/16	-	435.00	60.00	5.00	-	-	-	-	500.00	3.0370
182	NPTB18210440	2081/04/15	2081/10/16	-	497.34	2.66	-	-	-	-	-	500.00	3.0300
182	NPTB18210441	2081/04/29	2081/10/29	-	600.00	-	-	-	-	-	-	600.00	2.9999
182	NPTB18210442	2081/05/18	2081/11/20	-	490.00	10.00	-	-	-	-	-	500.00	2.9923
182	NPTB18210443	2081/06/02	2081/12/05	-	330.00	65.00	10.00	-	-	25.00	-	430.00	2.9999
182	NPTB18210444	2081/06/15	2081/12/19	-	500.00	-	-	-	-	-	-	500.00	2.9999
182	NPTB18210445	2081/07/06	2082/01/09	-	510.00	-	-	-	-	90.00	-	600.00	2.9799
182	NPTB18210446	2081/07/13	2082/01/16	-	1,283.00	12.00	5.00	-	-	-	-	1,300.00	2.9501
182	NPTB18210447	2081/07/20	2082/01/23	-	760.00	5.00	-	-	-	135.00	-	900.00	2.9501
182	NPTB18210448	2081/07/27	2082/01/30	-	793.00	30.00	15.00	-	-	147.50	-	985.50	2.9400
182	NPTB18210449	2081/08/04	2082/02/06	-	<b>360.77</b>	<b>10.00</b>	<b>4.23</b>	<b>50.00</b>	-	-	<b>75.00</b>	<b>500.00</b>	<b>2.9299</b>
182	NPTB18210450	2081/08/18	2082/02/20	-	<b>846.00</b>	-	<b>4.00</b>	-	-	<b>75.00</b>	<b>75.00</b>	<b>1,000.00</b>	<b>2.9600</b>
182	NPTB18210451	2081/08/25	2082/02/27	-	<b>676.00</b>	<b>4.00</b>	-	-	-	<b>120.00</b>	-	<b>800.00</b>	<b>2.9048</b>
	<b>Total 182 Days</b>			-	<b>8,694.11</b>	<b>218.66</b>	<b>43.23</b>	<b>50.00</b>	-	<b>592.50</b>	<b>150.00</b>	<b>9,748.50</b>	
364	1703 Ka	2080/09/11	2081/09/09	-	177.00	10.00	13.00	-	-	-	-	200.00	4.1489
364	1704 Ka	2080/09/17	2081/09/16	-	718.00	20.00	12.00	-	-	-	-	750.00	4.4452
364	1708 Ka	2080/10/16	2081/10/15	-	600.00	-	-	-	-	-	-	600.00	4.1800
364	1709 Ka	2080/10/23	2081/10/22	-	495.00	2.00	3.00	-	-	-	-	500.00	4.0728
364	1711 Ka	2080/11/15	2081/11/13	-	698.52	-	1.49	-	-	-	-	700.00	3.7045
364	1713 Ka	2080/11/29	2081/11/27	-	496.00	2.00	2.00	-	-	-	-	500.00	3.4482
364	1714 Ka	2080/12/06	2081/12/04	-	872.00	26.00	2.00	-	-	-	-	900.00	3.3192
364	1715 Ka	2080/12/13	2081/12/11	-	488.50	11.50	-	-	-	-	-	500.00	3.2488
364	1717 Ka	2080/12/27	2081/12/25	-	479.00	20.00	1.00	-	-	-	-	500.00	3.2693
364	1718 ka	2080/01/04	2082/01/02	-	690.00	10.00	-	-	-	-	-	700.00	3.3474
364	1719ka	2081/01/11	2082/01/09	-	395.00	5.00	-	-	-	-	-	400.00	3.2327
364	1720 ka	2081/01/18	2082/01/16	-	181.96	18.04	-	-	-	-	-	200.00	3.2359
364	NPTB01011721	2081/01/25	2082/01/23	-	603.00	5.00	-	-	-	-	-	608.00	3.2176
364	NPTB01011722	2081/02/01	2082/01/30	-	174.00	15.00	-	-	-	-	-	189.00	3.2027
364	NPTB36411723	2081/02/08	2082/02/07	-	735.00	15.00	-	-	-	-	-	750.00	3.2000
364	NPTB36411724	2081/02/16	2082/02/14	-	1,188.00	10.00	2.00	-	-	-	-	1,200.00	3.2017
364	NPTB36411725	2081/02/22	2082/02/21	-	671.00	10.00	2.00	-	-	-	-	683.00	3.2126
364	NPTB36411727	2081/03/04	2082/03/03	-	497.00	3.00	-	-	-	-	-	500.00	3.2122
364	NPTB36411728	2081/03/11	2082/03/10	-	498.27	-	1.73	-	-	-	-	500.00	3.1937
364	NPTB36411729	2081/03/18	2082/03/17	-	884.66	7.00	-	-	-	-	-	891.66	3.1925
364	NPTB36411730	2081/03/25	2082/03/24	-	846.86	10.14	3.00	-	-	-	-	860.00	3.1834
364	NPTB36411731	2081/04/15	2082/04/21	-	200.00	-	-	-	-	-	-	200.00	3.0500
364	NPTB36411732	2081/04/29	2082/04/28	-	490.00	10.00	-	-	-	-	-	500.00	3.0484
364	NPTB36411733	2081/05/05	2082/05/03	-	178.67	21.33	-	-	-	-	-	200.00	3.0318
364	NPTB36411734	2081/05/18	2082/05/17	-	198.00	2.00	-	-	-	-	-	200.00	3.0300
364	NPTB36411735	2081/06/02	2082/05/31	-	415.00	10.00	-	-	-	75.00	-	500.00	3.0500
364	NPTB36411736	2081/06/21	2082/06/21	-	278.00	20.00	2.00	-	-	-	-	300.00	3.0300
364	NPTB36411737	2081/07/06	2082/07/04	-	193.80	-	6.20	-	-	-	-	200.00	3.0000
364	NPTB36411738	2081/07/13	2082/07/11	-	154.42	-	1.58	-	-	-	-	156.00	2.9800
364	NPTB36411739	2081/07/27	2082/07/25	-	497.21	-	2.79	-	-	-	-	500.00	3.0000
364	NPTB36411740	2081/08/18	2082/08/16	-	<b>425.00</b>	-	-	-	-	<b>75.00</b>	-	<b>500.00</b>	<b>3.0000</b>
364	NPTB36411741	2081/08/25	2082/08/23	-	<b>170.00</b>	-	-	-	-	<b>30.00</b>	-	<b>200.00</b>	<b>2.9600</b>
	<b>Total 364 Days</b>			-	<b>15,588.85</b>	<b>263.02</b>	<b>55.78</b>	-	-	<b>180.00</b>	-	<b>16,087.66</b>	
	<b>Total</b>			-	<b>31,355.20</b>	<b>881.24</b>	<b>297.04</b>	<b>50.00</b>	<b>50.38</b>	<b>1,177.98</b>	<b>947.39</b>	<b>34,759.23</b>	

\* Including Nepal Infrastructure Bank



*Table-2*  
**Ownership Structure of Development Bonds**  
For the month of Mangsir 2081 (Mid-December 2024)

(Amount in NPR Crore)

Bond Name	Issued date	Maturity date	Interest Rate	NRB Secondary Market	Commercial Banks	Development Banks	Finance Companies	Microfinance	Insurance Companies	Social Security Fund	Others *	Total
2082	072/03/11	082/03/11	2.99	769.78	162.87	0.31	9.00	-	33.05	-	25.00	1,000.00
2087	072/03/18	087/03/18	2.65	259.00	235.00	4.00	2.00	-	-	-	-	500.00
2083	072/12/19	083/12/19	4.44	34.57	1,201.81	21.89	3.00	-	21.70	-	17.02	1,300.00
2085	073/01/05	085/01/05	4.74	80.50	1,154.32	14.70	2.00	-	39.66	-	8.81	1,300.00
2086	073/01/10	086/01/10	4.94	-	1,236.00	4.00	10.00	-	50.00	-	-	1,300.00
2088	073/01/17	088/01/17	4.94	-	1,050.52	0.48	7.00	-	42.00	-	-	1,100.00
2086ka	073/12/16	086/12/16	3.84	189.55	294.00	15.00	1.45	-	-	-	-	500.00
2083ka	074/01/20	083/01/20	3.99	225.00	470.60	2.00	2.35	-	0.05	-	-	700.00
2089	074/03/07	089/03/07	4.99	-	584.00	10.00	6.00	-	-	-	-	600.00
2084 ka	074/04/27	084/04/27	3.83	40.00	460.00	-	-	-	-	-	-	500.00
2086 kha	074/04/32	086/04/32	4.32	50.00	450.00	-	-	-	-	-	-	500.00
2089 ka	074/05/23	089/05/23	4.99	-	460.50	31.00	8.50	-	-	-	-	500.00
2088 ka	074/05/26	088/05/26	4.99	-	460.67	35.33	4.00	-	-	-	-	500.00
2087 ka	074/05/28	087/05/28	5.12	-	443.90	55.00	1.00	-	0.10	-	-	500.00
2085 ka	074/05/30	085/05/30	5.18	-	472.75	25.50	1.75	-	-	-	-	500.00
2084 kha	074/06/02	084/06/02	5.15	-	445.08	44.94	6.99	-	3.00	-	-	500.00
2082 ka	074/07/13	082/07/13	6.00	-	856.17	21.83	6.00	-	2.00	-	-	886.00
2082 Kha	074/07/24	082/07/24	6.20	-	479.00	20.00	-	-	1.00	-	-	500.00
2085 Kha	074/07/27	085/07/27	6.48	-	487.00	5.00	8.00	-	-	-	-	500.00
2083 kha	076/02/01	083/02/01	6.50	-	688.50	8.00	5.70	9.00	-	-	-	711.20
2085 ga	076/02/03	085/02/03	6.50	-	781.88	10.54	4.31	-	-	-	3.27	800.00
2086 ga	076/02/06	086/02/06	6.49	-	546.19	30.00	11.81	-	12.00	-	-	600.00
2087 kha	076/02/08	087/02/08	6.48	-	538.45	60.50	1.05	-	-	-	-	600.00
2089 kha	076/02/10	089/02/10	6.50	-	493.50	10.00	-	-	-	-	6.00	509.50
2090	076/02/13	090/02/13	6.50	-	646.00	8.00	3.00	-	16.00	-	1.00	674.00
2082 ga	076/02/15	082/02/15	6.33	-	756.50	30.00	11.50	-	-	-	2.00	800.00
2084 ga	076/03/30	084/03/30	5.99	-	1,047.56	38.44	4.00	10.00	-	-	-	1,100.00
2081 gha	076/12/28	081/12/27	6.97	-	2,862.00	41.00	97.00	-	-	-	-	3,000.00
2082gha	077/01/22	082/01/22	6.49	-	3,387.00	15.00	98.00	-	-	-	-	3,500.00
2086gha	077/06/12	086/06/12	4.77	-	1,516.50	226.00	212.50	-	-	-	45.00	2,000.00
2084gha	077/06/21	084/06/21	4.14	-	483.00	447.00	70.00	-	-	-	-	1,000.00
2087gha	077/07/20	087/07/20	4.14	-	1,515.47	379.53	95.00	-	-	-	10.00	2,000.00
2084Nga	077/10/14	084/10/14	3.88	-	470.80	434.20	95.00	-	-	-	-	1,000.00
2083Ga	077/10/21	083/10/21	3.90	-	501.60	405.40	93.00	-	-	-	-	1,000.00
2085Gha	077/11/12	085/11/12	4.00	-	873.87	41.44	84.70	-	-	-	-	1,000.00
2085Nga	077/11/19	085/11/19	4.12	-	803.92	101.09	75.00	-	-	-	20.00	1,000.00
2083Gha	078/02/13	083/02/13	4.79	-	1,124.17	334.83	41.00	-	-	-	-	1,500.00
2084 Cha	078/03/09	084/03/09	4.72	-	802.23	194.77	3.00	-	-	-	-	1,000.00
2083Nga	078/03/23	083/03/23	4.37	-	1,078.25	421.75	-	-	-	-	-	1,500.00

db  
**Ownership Structure of Development Bonds**  
 For the month of Mangsir 2081 (Mid-December 2024)

Bond Name	Issued date	Maturity date	Interest Rate	NRB Secondary Market	Commercial Banks	Development Banks	Finance Companies	Microfinance	Insurance Companies	Social Security Fund	Others *	Total
2082 Nga	078/10/17	082/10/17	5.72	-	842.00	158.00	-	-	-	-	-	1,000.00
2082Cha	078/11/04	082/11/04	5.96	-	1,166.40	266.00	67.60	-	-	-	-	1,500.00
2083Cha	078/11/09	083/11/09	6.93	-	719.80	160.00	120.20	-	-	-	-	1,000.00
2083Chha	079/02/25	083/02/25	9.20	-	1,129.46	286.46	84.09	-	-	-	-	1,500.00
2084 Chha	079/03/08	084/03/08	9.19	-	939.24	400.00	160.76	-	-	-	-	1,500.00
2084 Ja	079/03/15	084/03/15	9.02	-	1,408.50	63.00	28.50	-	-	-	-	1,500.00
2085 Cha	079/03/22	085/03/22	8.49	-	493.50	-	1.50	-	5.00	-	-	500.00
2082 Chha	079/08/28	082/08/28	10.00	-	140.00	30.00	-	-	-	-	30.00	200.00
2083 Ja	079/09/06	083/09/06	10.93	-	380.50	69.00	5.00	-	30.50	-	15.00	500.00
2084 Jha	079/10/18	084/10/18	9.50	-	610.00	69.02	0.98	-	17.50	60.00	42.50	800.00
2084 Ya	079/10/25	083/10/25	8.98	-	573.00	22.00	-	-	6.56	68.90	29.53	700.00
2085 Chha	079/12/22	085/12/22	8.87	-	936.00	64.00	-	-	-	-	-	1,000.00
2084 Ta	080/01/08	084/01/08	8.90	-	1,858.38	105.63	6.00	-	30.00	-	-	2,000.00
2085 Ja	080/02/032	085/02/03	8.57	-	779.50	85.00	5.50	-	10.00	70.00	50.00	1,000.00
2085 Jha	080/02/19	085/02/19	8.00	-	869.13	130.88	-	-	-	-	-	1,000.00
2086 Nga	080/03/06	086/03/06	6.93	-	858.00	122.00	15.00	-	5.00	-	-	1,000.00
2086 Cha	080/03/22	086/03/22	6.35	-	955.00	45.00	-	-	-	-	-	1,000.00
2086 Chha	080/04/19	086/04/19	6.50	-	310.00	106.00	-	-	-	-	-	416.00
2088 Kha	080/04/29	088/04/29	7.00	-	470.00	215.00	5.00	-	-	-	-	690.00
2086 Ja	080/05/11	086/05/11	7.00	-	440.00	225.00	15.00	-	-	-	-	680.00
2086 Jha	080/05/25	086/05/25	7.00	-	703.40	291.60	5.00	-	-	-	-	1,000.00
2086 Ta	080/05/31	086/05/31	7.00	-	775.00	100.00	5.00	-	-	-	-	880.00
2086 Ya	080/06/01	086/06/01	7.00	-	470.00	90.00	-	-	-	-	-	560.00
2086 Thha	080/06/04	086/06/04	7.00	-	695.00	-	-	-	-	-	-	695.00
2085 Yan	080/06/07	085/06/07	7.00	-	950.00	50.00	-	-	-	-	-	1,000.00
2088 Ga	080/06/15	088/06/15	7.00	-	1,199.95	109.47	0.59	-	-	-	-	1,310.00
2088 Nga	080/06/19	088/06/19	7.00	-	959.05	33.61	0.54	-	6.80	-	-	1,000.00
2088 Cha	080/06/26	088/06/26	7.00	-	967.56	31.88	0.56	-	-	-	-	1,000.00
2088 Chha	080/08/20	088/08/20	6.00	-	587.88	84.45	27.67	-	-	-	-	700.00
2085 TA	080/09/06	085/09/06	5.56	-	657.00	40.00	3.00	-	-	-	-	700.00
2088 Chha	080/09/23	088/09/23	5.96	-	605.00	95.00	-	-	-	-	-	700.00
2085 Tha	080/10/12	085/10/12	5.84	-	935.00	65.00	-	-	-	-	-	1,000.00
2088 Ja	080/10/26	088/10/26	5.92	-	600.00	100.00	-	-	-	-	-	700.00
2088 Jha	080/11/30	088/11/30	5.74	-	667.00	123.00	10.00	-	-	-	-	800.00
2086 Da	080/12/09	086/12/09	5.48	-	719.00	50.00	-	-	-	-	-	769.00
NPDB2089GA08	081/01/20	089/01/20	5.39	-	456.00	40.00	4.00	-	-	-	-	500.00
NPDB2087 NGA06	081/02/07	087/02/07	5.17	-	887.00	113.00	-	-	-	-	-	1,000.00
NPDB06062087	081/02/17	087/02/15	5.08	-	836.00	45.00	19.00	-	-	-	-	900.00
2089 GHa	081/03/11	089/03/11	5.17	-	833.00	67.00	-	-	-	-	-	900.00

(Amount in NPR Crore)