


GOVERNMENT DEBT STATISTICS

For the month of Asar 2081 (Mid-July 2024)



GOVERNMENT OF NEPAL
MINISTRY OF FINANCE
PUBLIC DEBT MANAGEMENT OFFICE

Tripureshwor, Kathmandu, Nepal
Phone No: +977- 01-4538358, 4538359
Email: info@pdmo.gov.np

GOVERNMENT DEBT STATISTICS
For the month of Asar 2081 (Mid-July 2024)

CONTENTS

Table	Particular
Table 1	Overall Debt Liability of the Government of Nepal
Table 2	Debt Service Status
Table 3	External Debt Composition by Creditor
Table 4	External Debt Composition by Currency
Table 5	Domestic Debt Liability of the Government of Nepal
Table 6	Ownership Structure of Government Securities
Table 7	Repayment Schedule of Government Securities
Table 8	Ownership of Treasury Bills (28, 91, 182 & 364 Days)
Table 9	Ownership Structure of Development Bonds
Table 10	Ownership Structure of Citizen Saving Bonds
Table 11	Ownership Structure of Foreign Employment Saving Bonds
Table 12	IMF bond
Table 13	Domestic Debt Debt Service Status
Table 14	Interest/Discount Amount Paid for Different Securities in FY 2080/81
Table 15	Repayment of Principal Amount of Government Securities in FY 2080/81
Table 16	Government Securities New Issued in FY 2080/81

Table 1
Overall Debt Liability of the Government of Nepal
For the month of Asar 2081 (Mid-July 2024)

(Amount in NPR Crore)

S.N.	Particulars	Opening Balance Upto Previous Month	Transaction		Outstanding Balance Upto Current Month	Share (in %)
			Disbursement/New Issued	Repayment		
A.	External Debt*	120,786.32	4,920.89	473.45	125,233.76	51.47
	Multilateral	107,111.78	(93,003.16)	424.64	13,683.98	5.62
	Bilateral	13,674.54	97,924.05	48.81	111,549.78	45.84
B	Domestic Debt	119,248.04	942.14	2,100.00	118,090.19	48.53
1	Treasury Bills	41,269.23	-	900.00	40,369.23	16.59
2	Development Bonds	76,494.70	900.00	1,200.00	76,194.70	31.31
3	Citizen Savings Bonds	1,075.03	36.98	-	1,112.01	0.46
4	Foreign Employment Saving Bonds	17.54	5.16	-	22.70	0.01
5	IMF Bond	391.55	-	-	391.55	0.16
Total		240,034.36	5,863.03	2,573.45	243,323.95	100.00

* Closing External Debt Balance has been presented with value date adjustment till 18th July, 2024 and is subject to year end adjustments.

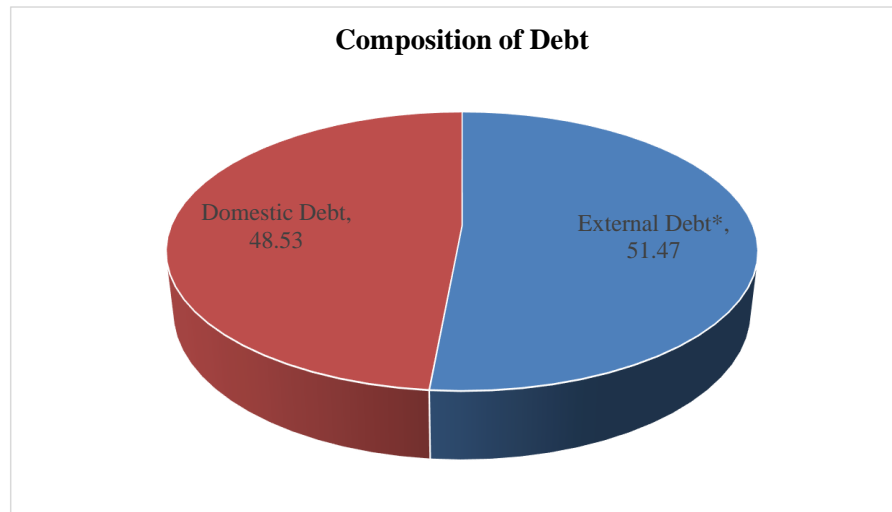


Table 2
Debt Service Status
For the month of Asar 2081 (Mid-July 2024)

(Amount in NPR Crore)

S.N.	Particulars	Annual Budget	Expenditure Upto Previous Month	Payment for Current Month	Expenditure Upto Current Month	Budget Balance	Expenditure Percent
1	External Debt						
A	Principle Repayment	4,261.75	3,570.64	473.45	4,044.09	217.66	94.89
B	Interest Repayment (Including Grace Period & Commitment Charges)	1,215.58	829.13	126.74	955.87	259.71	78.63
	Total External Debt	5,477.33	4,399.77	600.19	4,999.96	477.37	91.28
2	Domestic Debt						
A	Principle Repayment	18,255.74	16,162.33	2,100.00	18,262.33	(6.59)	100.04
B	Interest Payment	9,310.00	6,550.38	713.12	7,263.50	2,046.50	78.02
	Total Domestic Debt	27,565.74	22,712.72	2,813.12	25,525.83	2,039.91	92.60
	Total	33,043.07	27,112.49	3,413.30	30,525.79	2,517.28	92.38

Table 3
External Debt Composition by Creditor
For the month of Asar 2081 (Mid-July 2024)

(Amount in NPR Crore)

S.N.	Particulars	Outstanding Balance Upto Current Month	Share (in %)
A.	Bilateral		
	BELGIUM	49.26	0.04
	EBK	501.38	0.40
	EBLCI	4,052.61	3.24
	EIBC	3,396.50	2.71
	JICA	5,088.95	4.06
	KUWAIT	185.23	0.15
	NBF	102.46	0.08
	SAUDI	307.58	0.25
	Total Bilateral	13,683.98	10.93
B.	Multilateral		
	ADB	40,747.36	32.54
	AIIB	163.82	0.13
	NDF	177.05	0.14
	OFID	713.98	0.57
	IDA	61,280.67	48.93
	IFAD	1,059.95	0.85
	IMF	6,327.80	5.05
	EEC	15.96	0.01
	EIB	1,063.20	0.85
	Total Multilateral	111,549.78	89.07
	Total	125,233.76	100.00

Table 4

External Debt Composition by Currency

For the month of Asar 2081 (Mid-July 2024)

(Amount in NPR Crore)

S.N.	Particulars	Outstanding Balance Upto Current Month	Share (in %)
1	CNY	3,396.50	2.71
2	DKK	0.44	0.00
3	EUR	474.73	0.38
4	GBP	3.85	0.00
5	JPY	5,088.95	4.06
6	KRW	501.38	0.40
7	KWD	185.23	0.15
8	SAR	307.58	0.25
9	SDR	93,607.49	74.75
10	USD	21,667.61	17.30
	Total	125,233.76	100.00

Table 5
Domestic Debt Liability of the Government of Nepal
For the month of Asar 2081 (Mid-July 2024)

(Amount in NPR Crore)

S.N.	Bonds	Opening Balance upto Previous Month	Transaction		Outstanding Balance Upto Current Month (Rs. in Crore)	Share (in %)
			New Issued	Repayment		
1	Treasury Bills	41,269.23	-	900.00	40,369.225	34.19
2	Development Bonds	76,494.70	900.00	1,200.00	76,194.70	64.52
3	Citizen Savings Bonds	1,075.03	36.98	-	1,112.01	0.94
4	Foreign Employment Saving Bonds	17.54	5.16	-	22.70	0.02
5	IMF Bond	391.55	-	-	391.55	0.33
Total		119,248.04	942.14	2,100.00	118,090.19	100.00

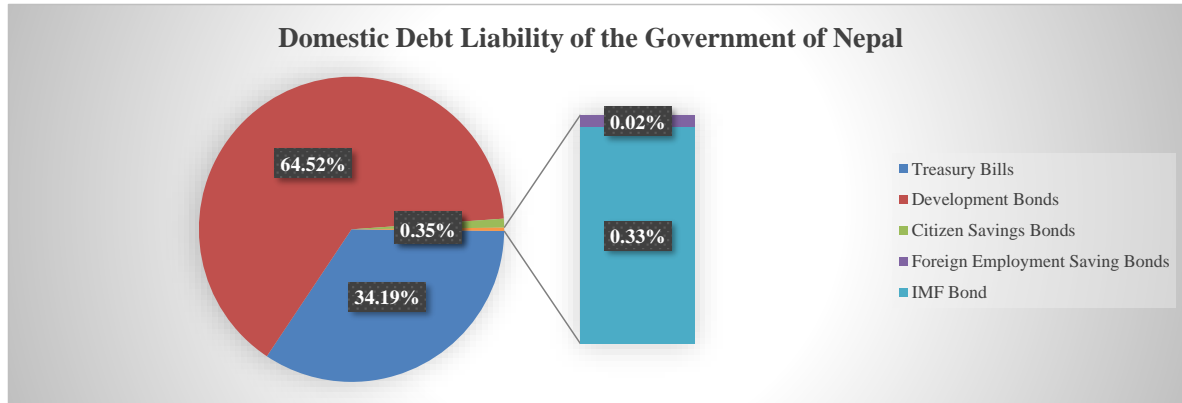


Table 6
Ownership Structure of Government Securities
For the month of Asar 2081 (Mid-July 2024)

(Amount in NPR Crore)

S.N.	Ownership	Treasury Bills	Development Bonds	Citizen Saving Bonds	Foreign Employment Saving Bonds	Total	Share (in %)
1	NRB Secondary Market	-	1,648.40	390.64	0.65	2,039.69	1.73
2	Commercial Banks	37,392.52	64,235.79	-	-	101,628.31	86.35
3	Development Banks	1,470.79	7,753.44	-	-	9,224.24	7.84
4	Finance Companies	550.91	1,697.10	-	-	2,248.01	1.91
5	Microfinance	80.00	19.00	-	-	99.00	0.08
6	Social Security Fund	-	198.90	-	-	198.90	0.17
7	Insurance Companies	-	336.93	-	-	336.93	0.29
8	General Public Individuals	-		673.26	19.82	693.08	0.59
9	Market Makers			48.11	2.23	50.34	0.04
10	Others	875.00	305.14	-	-	1,180.14	1.00
Total		40,369.23	76,194.70	1,112.01	22.70	117,698.63	100.00

Table 7
Repayment Schedule of Government Securities
 For the month of Asar 2081 (Mid-July 2024)

(Amount in NPR Crore)

Fiscal Year	Treasury Bills	Development Bonds	Citizen Saving Bonds	Foreign Employment Saving Bonds	Total	Share (in %)
2081/82	40,369.23	9,914.00	160.52	3.71	50,447.46	42.86
2082/83	-	9,997.20	395.39	5.52	10,398.11	8.83
2083/84	-	10,900.00	282.98	5.67	11,188.65	9.51
2084/85	-	9,100.00	236.13	2.64	9,338.77	7.93
2085/86	-	10,600.00	36.98	5.16	10,642.14	9.04
2086/87	-	11,000.00	-	-	11,000.00	9.35
2087/88	-	3,600.00	-	-	3,600.00	3.06
2088/89	-	9,909.50	-	-	9,909.50	8.42
2089/90	-	1,174.00	-	-	1,174.00	1.00
Total	40,369.23	76,194.70	1,112.00	22.70	117,698.63	100.00

Table 8
Ownership of Treasury Bills (28, 91, 182 & 364 Days)
 For the month of Asar 2081 (Mid-July 2024)

(Amount in NPR Crore)

Days	Serial Number	Issue Date	Maturity Date	NRB Secondary Market	Commercial Banks	Development Banks	Finance Companies	Microfinance	Insurance Companies	Social Security Fund	Others *	Total Amount	Discount Rate
28	NPTB02800380	2081/03/04	2081/04/01	-	860.00	36.00	4.00	-	-	-	100.00	1,000.00	2.9603
28	NPTB02800381	2081/03/18	2081/04/05	-	719.98	0.50	79.52	-	-	-	-	800.00	2.9851
28	NPTB02800382	2081/03/25	2081/04/22	-	332.72	20.00	72.28	-	-	-	75.00	500.00	2.9499
Total 28 Days				-	1,912.71	56.50	155.79	-	-	-	175.00	2,300.00	
91	1718	2080/01/04	2081/04/01	-	727.00	24.00	19.00	-	-	-	-	770.00	3.0912
91	1719	2081/01/11	2081/04/08	-	830.86	177.14	40.99	-	-	-	-	1,049.00	3.0470
91	1720	2081/01/18	2081/04/15	-	680.00	50.00	-	30.00	-	-	50.00	810.00	2.9236
91	NPTB09101721	2081/02/01	2081/04/29	-	674.53	5.00	5.47	-	-	-	115.00	800.00	2.9995
91	NPTB09101723	2081/02/08	2081/05/04	-	600.00	-	23.32	-	-	-	100.00	723.32	2.9983
91	NPTB09101724	2081/02/16	2081/05/11	-	790.00	90.00	45.00	-	-	-	75.00	1,000.00	2.9739
91	NPTB09101725	2081/02/22	2081/05/18	-	510.05	40.19	4.26	-	-	-	50.00	604.50	2.9938
91	NPTB09101726	2081/02/29	2081/05/25	-	592.00	45.00	3.00	-	-	-	210.00	850.00	2.9963
91	NPTB09101728	2081/03/11	2081/06/08	-	896.75	80.50	34.00	-	-	-	-	1,011.25	2.9963
91	NPTB09101729	2081/03/18	2081/06/15	-	683.00	86.00	6.00	-	-	-	-	775.00	3.0028
91	NPTB09101730	2081/03/25	2081/06/22	-	653.00	38.00	9.00	-	-	-	100.00	800.00	2.9971
Total 91 Days				-	7,637.20	635.83	190.05	30.00	-	-	700.00	9,193.07	
182	422 Ka	2080/10/16	2081/04/15	-	500.00	-	-	-	-	-	-	500.00	3.5561
182	423 Ka	2080/10/23	2081/04/22	-	657.00	31.00	12.00	-	-	-	-	700.00	3.5379
182	424 Ka	2080/11/01	2081/04/29	-	590.00	-	10.00	-	-	-	-	600.00	3.2938
182	425 Ka	2080/11/22	2081/05/18	-	700.00	-	-	-	-	-	-	700.00	3.1767
182	426 Ka	2080/12/06	2081/06/01	-	420.00	10.00	-	-	-	-	-	430.00	3.1040
182	427 Ka	2080/12/13	2081/06/08	-	37.00	22.00	1.00	-	-	-	-	60.00	2.9849
182	428 Ka	2080/12/20	2081/06/15	-	504.00	25.00	1.00	-	-	-	-	530.00	3.0113
182	429 ka	2080/01/04	2081/06/29	-	480.00	20.00	-	-	-	-	-	500.00	3.1239
182	430ka	2081/01/11	2081/07/06	-	575.00	25.00	-	-	-	-	-	600.00	3.0488
182	431 ka	2081/01/18	2081/07/13	-	1,215.00	65.00	-	20.00	-	-	-	1,300.00	3.0894
182	NPTB00010432	2081/01/25	2081/07/20	-	890.00	10.00	-	-	-	-	-	900.00	3.0535
182	NPTB18210433	2081/02/01	2081/07/27	-	958.72	10.78	16.00	-	-	-	-	985.50	3.0348
182	NPTB18210434	2081/02/08	2081/08/04	-	1,230.00	25.00	45.00	-	-	-	-	1,300.00	3.0438
182	NPTB18210435	2081/02/16	2081/08/11	-	963.00	95.00	42.00	-	-	-	-	1,100.00	3.0235
182	NPTB18210436	2081/02/22	2081/08/18	-	949.62	30.00	20.38	-	-	-	-	1,000.00	3.0475
182	NPTB18210437	2081/02/29	2081/08/25	-	789.52	10.00	0.48	-	-	-	-	800.00	3.0490
182	NPTB18210438	2081/03/04	2081/09/02	-	613.00	20.00	-	-	-	-	-	633.00	3.0393
182	NPTB18210439	2081/03/18	2081/09/16	-	435.00	60.00	5.00	-	-	-	-	500.00	3.0370
Total 182 Days				-	12,506.87	458.78	152.85	20.00	-	-	-	13,138.50	
364	1685 Ka	2080/04/23	2081/04/22	-	179.50	20.50	-	-	-	-	-	200.00	6.3747
364	1687 Ka	2080/05/05	2081/05/04	-	185.00	15.00	-	-	-	-	-	200.00	6.4393
364	1689 Ka	2080/05/19	2081/05/18	-	185.00	15.00	-	-	-	-	-	200.00	6.4331
364	1691 Ka	2080/06/09	2081/07/07	-	290.50	3.50	6.00	-	-	-	-	300.00	6.2218
364	1694 Ka	2080/06/23	2081/06/22	-	281.00	19.00	-	-	-	-	-	300.00	5.6779
364	1695 Ka	2080/06/30	2081/06/29	-	573.00	27.00	-	-	-	-	-	600.00	5.7812
364	1696 Ka	2080/07/10	2081/07/06	-	197.00	-	3.00	-	-	-	-	200.00	5.9099
364	1697 Ka	2080/07/14	2081/07/13	-	126.00	-	-	30.00	-	-	-	156.00	5.7027
364	1701 Ka	2080/08/12	2081/08/11	-	750.00	-	-	-	-	-	-	750.00	4.6229
364	1702 Ka	2080/08/26	2081/08/25	-	180.00	20.00	-	-	-	-	-	200.00	4.7169
364	1703 Ka	2080/09/11	2081/09/09	-	177.00	10.00	13.00	-	-	-	10.00	200.00	4.1489
364	1704 Ka	2080/09/17	2081/09/16	-	718.00	20.00	12.00	-	-	-	-	750.00	4.4452
364	1708 Ka	2080/10/16	2081/10/15	-	600.00	-	-	-	-	-	-	600.00	4.1800
364	1709 Ka	2080/10/23	2081/10/22	-	495.00	2.00	3.00	-	-	-	-	500.00	4.0728
364	1711 Ka	2080/11/15	2081/11/13	-	698.52	-	1.49	-	-	-	-	700.00	3.7045
364	1713 Ka	2080/11/29	2081/11/27	-	496.00	2.00	2.00	-	-	-	-	500.00	3.4482
364	1714 Ka	2080/12/06	2081/12/04	-	872.00	26.00	2.00	-	-	-	-	900.00	3.3192
364	1715 Ka	2080/12/13	2081/12/11	-	488.50	11.50	-	-	-	-	-	500.00	3.2488
364	1717 Ka	2080/12/27	2081/12/25	-	479.00	20.00	1.00	-	-	-	-	500.00	3.2693
364	1718 ka	2080/01/04	2082/01/02	-	690.00	10.00	-	-	-	-	-	700.00	3.3474
364	1719ka	2081/01/11	2082/01/09	-	395.00	5.00	-	-	-	-	-	400.00	3.2327
364	1720 ka	2081/01/18	2082/01/16	-	181.96	18.04	-	-	-	-	-	200.00	3.2359
364	NPTB01011721	2081/01/25	2082/01/23	-	603.00	5.00	-	-	-	-	-	608.00	3.2176
364	NPTB36411722	2081/02/01	2082/01/30	-	174.00	15.00	-	-	-	-	-	189.00	3.2027
364	NPTB36411723	2081/02/08	2082/02/07	-	735.00	15.00	-	-	-	-	-	750.00	3.2000
364	NPTB36411724	2081/02/16	2082/02/14	-	1,188.00	10.00	2.00	-	-	-	-	1,200.00	3.2017
364	NPTB36411725	2081/02/22	2082/02/21	-	671.00	10.00	2.00	-	-	-	-	683.00	3.2126
364	NPTB36411727	2081/03/04	2082/03/03	-	497.00	3.00	-	-	-	-	-	500.00	3.2122
364	NPTB36411728	2081/03/11	2082/03/10	-	498.27	-	1.73	-	-	-	-	500.00	3.1937
364	NPTB36411729	2081/03/18	2082/03/17	-	884.66	7.00	-	-	-	-	-	891.66	3.1925
364	NPTB36411730	2081/03/25	2082/03/24	-	846.86	10.14	3.00	-	-	-	-	860.00	3.1834
Total 364 Days				-	15,335.75	319.69	52.22	30.00	-	-	-	15,737.66	
Total				-	37,392.52	1,470.79	550.91	80.00	-	-	875.00	40,369.23	

* Including Nepal Infrastructure Bank

Table 9

Ownership Structure of Development Bonds
For the month of Asar 2081 (Mid-July 2024)

(Amount in NPR Crore)

Bond Name	Issued date	Maturity date	Interest Rate	NRB Secondary Market	Commercial Banks	Development Banks	Finance Companies	Microfinance	Insurance Companies	Social Security Fund	Others *	Total
2082	072/03/11	082/03/11	2.99	769.78	162.87	0.31	9.00	-	33.05	-	25.00	1,000.00
2087	072/03/18	087/03/18	2.65	259.00	235.00	4.00	2.00	-	-	-	-	500.00
2083	072/12/19	083/12/19	4.44	34.57	1,201.81	21.89	3.00	-	21.70	-	17.02	1,300.00
2085	073/01/05	085/01/05	4.74	80.50	1,154.32	14.70	2.00	-	39.66	-	8.81	1,300.00
2086	073/01/10	086/01/10	4.94	-	1,236.00	4.00	10.00	-	50.00	-	-	1,300.00
2088	073/01/17	088/01/17	4.94	-	1,050.52	0.48	7.00	-	42.00	-	-	1,100.00
2086ka	073/12/16	086/12/16	3.84	189.55	294.00	15.00	1.45	-	-	-	-	500.00
2083ka	074/01/20	083/01/20	3.99	225.00	470.60	2.00	2.35	-	0.05	-	-	700.00
2089	074/03/07	089/03/07	4.99	-	584.00	10.00	6.00	-	-	-	-	600.00
2084 ka	074/04/27	084/04/27	3.83	40.00	460.00	-	-	-	-	-	-	500.00
2086 kha	074/04/32	086/04/32	4.32	50.00	450.00	-	-	-	-	-	-	500.00
2089 ka	074/05/23	089/05/23	4.99	-	460.50	31.00	8.50	-	-	-	-	500.00
2088 ka	074/05/26	088/05/26	4.99	-	460.67	35.33	4.00	-	-	-	-	500.00
2087 ka	074/05/28	087/05/28	5.12	-	443.90	55.00	1.00	-	0.10	-	-	500.00
2085 ka	074/05/30	085/05/30	5.18	-	472.75	25.50	1.75	-	-	-	-	500.00
2084 kha	074/06/02	084/06/02	5.15	-	445.08	44.94	6.99	-	3.00	-	-	500.00
2081 ka	074/07/06	081/07/06	5.00	-	302.00	12.00	-	-	-	-	-	314.00
2082 ka	074/07/13	082/07/13	6.00	-	856.17	21.83	6.00	-	2.00	-	-	886.00
2081 Kha	074/07/20	081/07/20	5.88	-	481.00	17.00	2.00	-	-	-	-	500.00
2082 Kha	074/07/24	082/07/24	6.20	-	479.00	20.00	-	-	1.00	-	-	500.00
2085 Kha	074/07/27	085/07/27	6.48	-	487.00	5.00	8.00	-	-	-	-	500.00
2083 kha	076/02/01	083/02/01	6.50	-	688.50	8.00	5.70	9.00	-	-	-	711.20
2085 ga	076/02/03	085/02/03	6.50	-	781.88	10.54	4.31	-	-	-	3.27	800.00
2086 ga	076/02/06	086/02/06	6.49	-	546.19	30.00	11.81	-	12.00	-	-	600.00
2087 kha	076/02/08	087/02/08	6.48	-	538.45	60.50	1.05	-	-	-	-	600.00
2089 kha	076/02/10	089/02/10	6.50	-	493.50	10.00	-	-	-	-	6.00	509.50
2090	076/02/13	090/02/13	6.50	-	646.00	8.00	3.00	-	16.00	-	1.00	674.00
2082 ga	076/02/15	082/02/15	6.33	-	756.50	30.00	11.50	-	-	-	2.00	800.00
2084 ga	076/03/30	084/03/30	5.99	-	1,047.56	38.44	4.00	10.00	-	-	-	1,100.00
2081 gha	076/12/28	081/12/27	6.97	-	2,862.00	41.00	97.00	-	-	-	-	3,000.00
2082gha	077/01/22	082/01/22	6.49	-	3,387.00	15.00	98.00	-	-	-	-	3,500.00
2086gha	077/06/12	086/06/12	4.77	-	1,516.50	226.00	212.50	-	-	-	45.00	2,000.00
2084gha	077/06/21	084/06/21	4.14	-	483.00	447.00	70.00	-	-	-	-	1,000.00
2087gha	077/07/20	087/07/20	4.14	-	1,515.47	379.53	95.00	-	-	-	10.00	2,000.00
2084Nga	077/10/14	084/10/14	3.88	-	470.80	434.20	95.00	-	-	-	-	1,000.00
2083Ga	077/10/21	083/10/21	3.90	-	501.60	405.40	93.00	-	-	-	-	1,000.00
2085Gha	077/11/12	085/11/12	4.00	-	873.87	41.44	84.70	-	-	-	-	1,000.00
2085Nga	077/11/19	085/11/19	4.12	-	803.92	101.09	75.00	-	-	-	20.00	1,000.00

Table 9

Ownership Structure of Development Bonds
For the month of Asar 2081 (Mid-July 2024)

(Amount in NPR Crore)

Bond Name	Issued date	Maturity date	Interest Rate	NRB Secondary Market	Commercial Banks	Development Banks	Finance Companies	Microfinance	Insurance Companies	Social Security Fund	Others *	Total
2083Gha	078/02/13	083/02/13	4.79	-	1,124.17	334.83	41.00	-	-	-	-	1,500.00
2084 Cha	078/03/09	084/03/09	4.72	-	802.23	194.77	3.00	-	-	-	-	1,000.00
2083Nga	078/03/23	083/03/23	4.37	-	1,078.25	421.75	-	-	-	-	-	1,500.00
2082 Nga	078/10/17	082/10/17	5.72	-	842.00	158.00	-	-	-	-	-	1,000.00
2082Cha	078/11/04	082/11/04	5.96	-	1,166.40	266.00	67.60	-	-	-	-	1,500.00
2083Cha	078/11/09	083/11/09	6.93	-	719.80	160.00	120.20	-	-	-	-	1,000.00
2083Chha	079/02/25	083/02/25	9.20	-	1,129.46	286.46	84.09	-	-	-	-	1,500.00
2084 Chha	079/03/08	084/03/08	9.19	-	939.24	400.00	160.76	-	-	-	-	1,500.00
2084 Ja	079/03/15	084/03/15	9.02	-	1,408.50	63.00	28.50	-	-	-	-	1,500.00
2085 Cha	079/03/22	085/03/22	8.49	-	493.50	-	1.50	-	5.00	-	-	500.00
2081 Chha	079/08/14	081/08/14	10.64	-	750.00	25.00	20.00	-	5.00	-	-	800.00
2082 Chha	079/08/28	082/08/28	10.00	-	140.00	30.00	-	-	-	-	30.00	200.00
2083 Ja	079/09/06	083/09/06	10.93	-	380.50	69.00	5.00	-	30.50	-	15.00	500.00
2084 Jha	079/10/18	084/10/18	9.50	-	610.00	69.02	0.98	-	17.50	60.00	42.50	800.00
2084 Ya	079/10/25	083/10/25	8.98	-	573.00	22.00	-	-	6.56	68.90	29.53	700.00
2085 Chha	079/12/22	085/12/22	8.87	-	936.00	64.00	-	-	-	-	-	1,000.00
2084 Ta	080/01/08	084/01/08	8.90	-	1,858.38	105.63	6.00	-	30.00	-	-	2,000.00
2085 Ja	080/02/032	085/02/03	8.57	-	779.50	85.00	5.50	-	10.00	70.00	50.00	1,000.00
2085 Jha	080/02/19	085/02/19	8.00	-	869.13	130.88	-	-	-	-	-	1,000.00
2086 Nga	080/03/06	086/03/06	6.93	-	858.00	122.00	15.00	-	5.00	-	-	1,000.00
2086 Cha	080/03/22	086/03/22	6.35	-	955.00	45.00	-	-	-	-	-	1,000.00
2086 Chha	080/04/19	086/04/19	6.50	-	310.00	106.00	-	-	-	-	-	416.00
2088 Kha	080/04/29	088/04/29	7.00	-	470.00	215.00	5.00	-	-	-	-	690.00
2086 Ja	080/05/11	086/05/11	7.00	-	440.00	225.00	15.00	-	-	-	-	680.00
2086 Jha	080/05/25	086/05/25	7.00	-	703.40	291.60	5.00	-	-	-	-	1,000.00
2086 Ta	080/05/31	086/05/31	7.00	-	775.00	100.00	5.00	-	-	-	-	880.00
2086 Ya	080/06/01	086/06/01	7.00	-	470.00	90.00	-	-	-	-	-	560.00
2086 Thha	080/06/04	086/06/04	7.00	-	695.00	-	-	-	-	-	-	695.00
2085 Yan	080/06/07	085/06/07	7.00	-	950.00	50.00	-	-	-	-	-	1,000.00
2088 Ga	080/06/15	088/06/15	7.00	-	1,199.95	109.47	0.59	-	-	-	-	1,310.00
2088 Nga	080/06/19	088/06/19	7.00	-	959.05	33.61	0.54	-	6.80	-	-	1,000.00
2088 Gha	080/06/26	088/06/26	7.00	-	967.56	31.88	0.56	-	-	-	-	1,000.00
2088 Cha	080/08/20	088/08/20	6.00	-	587.88	84.45	27.67	-	-	-	-	700.00
2085 TA	080/09/06	085/09/06	5.56	-	657.00	40.00	3.00	-	-	-	-	700.00
2088 Chha	080/09/23	088/09/23	5.96	-	605.00	95.00	-	-	-	-	-	700.00
2085 Tha	080/10/12	085/10/12	5.84	-	935.00	65.00	-	-	-	-	-	1,000.00
2088 Ja	080/10/26	088/10/26	5.92	-	600.00	100.00	-	-	-	-	-	700.00
2088 Jha	080/11/30	088/11/30	5.74	-	667.00	123.00	10.00	-	-	-	-	800.00

Table 9

Ownership Structure of Development Bonds
For the month of Asar 2081 (Mid-July 2024)

(Amount in NPR Crore)

Bond Name	Issued date	Maturity date	Interest Rate	NRB Secondary Market	Commercial Banks	Development Banks	Finance Companies	Microfinance	Insurance Companies	Social Security Fund	Others *	Total
2086 Da	080/12/09	086/12/09	5.48	-	719.00	50.00		-	-	-	-	769.00
NPDB2089GA08	081/01/20	089/01/20	5.39	-	456.00	40.00	4.00	-	-	-	-	500.00
NPDB2087 NGA06	081/02/07	087/02/07	5.17	-	887.00	113.00		-	-	-	-	1,000.00
NPDB06062087	081/02/17	087/02/15	5.08	-	836.00	45.00	19.00	-	-	-	-	900.00
2089 GHA	081/03/11	089/03/11	5.17	-	833.00	67.00	-	-	-	-	-	900.00
Total				1,648.40	64,235.79	7,753.44	1,697.10	19.00	336.93	198.90	305.14	76,194.70
Share (in percentage)				2.16	84.30	10.18	2.23	0.02	0.44	0.26	0.40	100.00

* Including Nepal Infrastructure Bank

Table 10

Ownership Structure of Citizen Saving Bonds**For the month of Asar 2081 (Mid-July 2024)****(Amount in NPR Crore)**

Citizen Saving Bonds	Issued Date	Maturity Date	Interest Rate	Public	NRB Secondary Market	Market Makers	Total
2082	2077/03/29	2082/03/29	9.00	45.25	90.42	24.85	160.52
2082 ka	2077/11/25	2082/11/25	9.00	70.91	110.68	18.41	200.00
2083	2078/03/06	2083/03/06	9.00	103.54	87.01	4.84	195.39
2083 ka	2078/12/30	2083/12/30	10.00	39.52	57.42	0.00	96.93
2084	2079/03/14	2084/03/14	11.00	142.25	43.79	-	186.04
2084 Ka	2079/12/06	2084/12/06	11.50	217.03	0.82	-	217.85
2085	2080/02/30	2085/02/30	10.00	17.78	0.50	0.00	18.28
2086	2081/03/19	2086/03/19	8.00	36.98	-	-	36.98
Total				673.26	390.64	48.11	1,112.01
Share (in Percentage)				60.54%	35.13%	4.33%	100.00%

Table 11

Ownership Structure of Foreign Employment Saving Bonds

For the month of Asar 2081 (Mid-July 2024)

(Amount in NPR Crore)

FESB	Issued Date	Maturity Date	Interest Rate	Public	NRB Secondary Market	Market Maker	Total
2081	2076/09/27	2081/09/27	10	0.03	-	0.16	0.19
2081 ka	2076/10/27	2081/10/27	10	0.23	-	-	0.23
2082	2077/02/27	2082/02/27	10	0.07	-	0.11	0.18
2082 ka	2077/03/24	2082/03/24	10	3.00	-	0.12	3.12
2082 kha	2077/11/09	2082/11/09	10	0.53	0.05	0.96	1.53
2083	2078/03/23	2083/03/23	10	2.84	0.60	0.55	3.99
2084	2079/03/13	2084/03/14	12.5	5.66	-	0.01	5.67
2084 Ka	2079/12/10	2084/12/10	12.5	1.91	-	0.33	2.24
2085	2080/02/24	2085/02/24	11	0.40	-	-	0.40
2086	2081/03/11	2086/03/11	9	5.16			5.16
Total				19.82	0.65	2.23	22.70
Share (in Percentage)				87.32%	2.86%	9.82%	100.00%

Table 12

IMF bond

For the month of Asar 2081 (Mid-July 2024)

(Amount in NPR Crore)

S.N.	Bonds	Opening Balance	Transaction		Outstanding Balance	Remarks
			New Issued	Repayment		
1	IMF Bond	391.55	-	-	391.550	
Tota		391.55	-	-	391.55	

Table 13

Domestic Debt Debt Service Status

For the month of Asar 2081 (Mid-July 2024)

(Amount in NPR Crore)

S.N.	Particulars	Budget	Amount Upto Previous Month	Repayment for the month	Total repayment till this month	Budget Balance
A	Principle Repayment	18,255.74	16,162.33	2,100.00	18,262.33	(6.59)
	Treasury Bills	10,905.74	10,012.33	900.00	10,912.33	(6.59)
	Development Bonds	7,350.00	6,150.00	1,200.00	7,350.00	-
	CSB & FESB	-	-	-	-	-
B	Interest/Discount Repayment	9,323.30	6,557.32	719.48	7,276.80	2,046.50
	Treasury Bills	3,600.00	2,501.40	224.14	2,725.54	874.46
	Development Bonds	5,600.00	3,966.93	462.01	4,428.93	1,171.07
	CSB & FESB	110.00	82.06	26.97	109.03	0.97
	Commission	13.3	6.939	6.36	13.30	0.001
	Total	27,579.04	22,719.65	2,819.48	25,539.13	2,039.91

Table 14

Interest/Discount Amount Paid for Different Securities in FY 2080/81
For the month of Asar 2081 (Mid-July 2024)

(Amount in NPR Crore)

Months	Development Bonds	Citizen Saving Bonds	Treasury Bills	Foreign Employment Saving Bonds	Total Received Amount
Shrawan	212.84	0.01	185.84	0.01	398.71
Bhadra	263.72	21.74	215.53	0.08	501.07
Ashwin	208.06	4.84	280.72	0.14	493.76
Kartik	658.40	-	224.92	-	883.32
Mangsir	334.06	0.94	182.42	0.03	517.45
Poush	414.53	26.97	198.92	0.72	641.14
Magh	295.21	0.01	177.89	0.01	473.12
Fagun	296.17	9.08	147.82	0.08	453.14
Chaitra	342.88	17.51	272.52	0.14	633.06
Baisakh	585.99	-	319.22	-	905.21
Jestha	355.05	0.91	295.60	0.03	651.59
Asadh	224.14	26.25	462.01	0.72	713.12
Total	4,191.06	108.27	2,963.41	1.95	7,264.69

Table 15

**Repayment of Principal Amount of Government Securities in FY
For the month of Asar 2081 (Mid-July 2024)**

(Amount in NPR Crore)

Months	Citizen Saving Bonds	Development Bonds	Treasury Bills	Foreign Employment Saving Bonds	Total
Shrawan	-	-	2,211.00	-	2,211.00
Bhadra	-	-	1,091.51	-	1,091.51
Ashwin	-	-	1,000.82	-	1,000.82
Kartik	-	-		-	-
Mangsir	-	-	-	-	-
Poush	-	-	1,653.00	-	1,653.00
Magh	-	1,950.00	1,210.00	-	3,160.00
Fagun	-	1,700.00	1,746.00	-	3,446.00
Chaitra	-	-	-	-	-
Baisakh	-	500.00	40,369.225	-	40,869.23
Jestha	-	2,000.00	1,100.00	-	3,100.00
Asadh	-	1,200.00	900.00	-	2,100.00
Total	-	7,350.00	51,281.55	-	58,631.55

Table 16

Government Securities New Issued in FY 2080/81
For the month of Asar 2081 (Mid-July 2024)

(Amount in NPR Crore)

S.No.	Securities	Issue Date	Payment Date	Interest/Discount Rate	Issued Amount
1. Treasury Bills					
1	1685 Ka (364 Days)	2080/04/23	2081/04/22	6.3747	200.00
2	1691 Ka (364 Days)	2080/06/02	2081/06/01	6.2218	300.00
3	1700 (91 Days)	2080/08/05	2080/11/08	3.9115	300.00
4	418 Ka (182 Days)	2080/08/26	2081/02/29	3.7697	400.00
5	421 Ka (182 Days)	2080/09/24	2081/03/26	4.0373	300.00
6	1707 (91 days)	2080/10/09	2081/01/11	3.3807	500.00
7	1711(91 Days)	2080/11/15	2081/02/15	2.8940	500.00
8	371(28 Days)	2080/12/13	2081/01/11	2.5034	500.00
9	374 (28 Days)	2081/01/11	2081/02/08	2.8715	500.00
10	1719 (91 Days)	2081/01/11	2081/04/08	3.0470	500.00
11	434 Ka (182 Days)	2081/02/08	2081/08/04	3.0438	500.00
12	1724 (91 Days)	2081/02/16	2081/05/11	2.9739	500.00
13	434 Ka (182 Days)	2081/02/16	2081/08/11	3.0235	500.00
Total:					5,500.00
2. Development Bonds					
1	2086 Chha	2080/04/19	2086/04/16	6.50	416.00
2	2088 Kha	2080/04/29	2088/04/29	7.00	690.00
3	2086 Ja	2080/05/10	2080/05/11	7.00	680.00
4	2086 Jha	2080/05/24	2080/05/25	7.00	1,000.00
5	2086 Ta	2080/05/28	2080/05/29	7.00	880.00
6	2086 Ya	2080/06/01	2086/06/01	7.00	560.00
7	2086 Thha	2080/06/04	2086/06/04	7.00	695.00
8	2085 Yan	2080/06/07	2085/06/07	7.00	1,000.00
9	2088 Ga	2080/06/15	2088/06/15	7.00	1,310.00
10	2088 Nga	2080/06/19	2088/06/19	7.00	1,000.00
11	2088 Gha	2080/06/26	2088/06/26	7.00	1,000.00
12	2088 Cha	2080/08/20	2088/08/20	6.00	700.00
13	2085 Ta	2080/09/06	2085/09/06	5.56	700.00
14	2088 Chha	2080/09/23	2088/09/23	5.96	700.00
15	2085 Tha	2080/10/12	2085/10/12	5.84	1,000.00
16	2088 Ja	2080/10/26	2088/10/26	5.92	700.00
17	2088 Jha	2080/11/30	2088/11/30	5.74	800.00
18	2086 Da	2080/12/09	2086/12/09	5.48	769.00
19	2089 Ga	2081/01/20	2089/01/20	5.39	500.00
20	2087 Nga	2081/02/07	2087/02/07	5.17	1,000.00
21	2087 Cha	2081/02/17	2087/02/15	5.08	900.00
22	2089 GHA	081/03/11	089/03/11	5.17	900.00
Total:					17,900.00
3. Citizen Saving Bonds					
1	2086	2081/03/19	2086/03/19	8.00	36.98
Total:					36.98
4. Foreign Employment Saving Bonds					
1	2086	2081/03/11	2086/03/11	9.00	5.16
Total:					5.16
Grand Total:					23,442.14