

Quarterly Debt Position

1st Quarter of FY 2079/80

As on 2079 Ashoj, 31 (October 17, 2022)



Government of Nepal
Ministry of Finance
Public Debt Management Office
Naxal, Kathmandu

**Quarterly Debt Position of
Government of Nepal (GoN)
[1st Quarter of FY 2079/80
As on 2079 Ashoj, 31 (October 17, 2022)]**

1. Debt Position

The total government debt has reached to NPR 2,007.84 billion at the end of the 1st quarter of F/Y 2079/80 (October 17, 2022). Out of this amount, external debt is NPR 1050.23 billion and internal debt consists NPR 957.61 billion. The total outstanding debt of Government of Nepal for the 1st quarter of F/Y 2079/80 has decreased by 0.27 percent during the period. External debt has increased by 2.37 percent and internal debt has decreased by 3.02 percent. (Table 1).

Table no. 1
Debt Position: Total Outstanding Debt
As on 2079 Ashoj 31 (October 17, 2022)

(NPR in 10 millions)

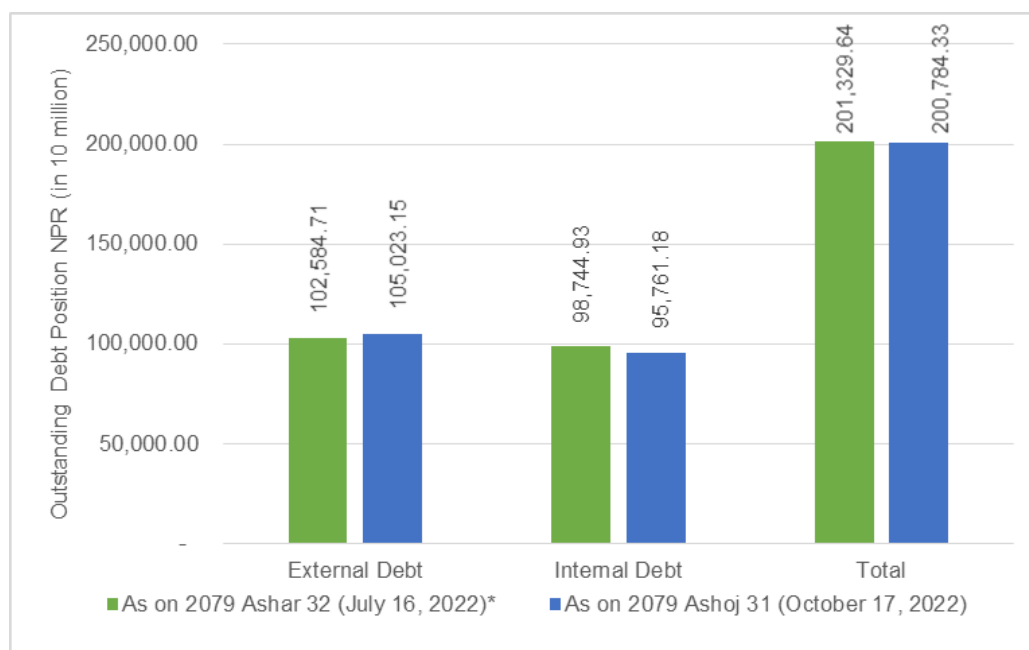
Debt	As on 2079 Ashar 32 (July 16, 2022)*	Transactions during the Quarter (Net)	As on 2079 Ashoj 31 (October 17, 2022)	Change Percentage
External Debt	102,584.711	2,438.436	105,023.147	2.377
Internal Debt	98,744.932	(2,983.750)	95,761.182	(3.022)
Total	201,329.643	(545.314)	200,784.329	(0.271)

*Internal debt includes 2.6216 billion IMF Value Adjustment and revaluation on 29 April, 2022.

*Internal debt on July 16, 2022 is revised.

During this quarter, total decrement of internal debt is NPR 29.83 billion whereas external debt is increased by NPR 24.38 billion. The total outstanding debt is depicted in following Chart no. 1.

Chart no. 1
Debt Position: Total Outstanding Debt



Debt receipt of external debt during this quarter is NPR. 24.70 billion. Principal repayment consists of NPR 5.84 billion. There was no debt receipt of internal debt during the quarter. Repayment of internal debt during the quarter is NPR 29.83 billion for internal debt.

Others include fluctuation in exchange rate has resulted in exchange loss of NPR 5.52 billion during this quarter. Equivalent USD outstanding positing can be found in Annex on report "Donor wise outstanding external debt (In CCY, NPR & USD)".

Table no. 1.1
Transactions during the Quarter
for the period 2079 Shrawan 01 to 2079 Ashoj 31

(NPR in 10 millions)

Debt	Debt Receipt (A)	Principal Repayment (B)	Others (Exchange gain/(loss)) (C)	Net transaction D =A-B-C
External Debt	2,470.070	584.257	(552.623)	2,438.436
Internal Debt	-	2,983.750	-	(2,983.750)
Total	2,470.070	3,568.007	(552.623)	(545.314)

Note: Exchange rate for the 16 July 2022 is \$1= NPR 128.11 and for the 17 October 2022 is \$1= NPR 132.07 resulting to an exchange loss. Corresponding effect on exchange rate in other commitment currency is also observed.

2. Debt to GDP Ratio

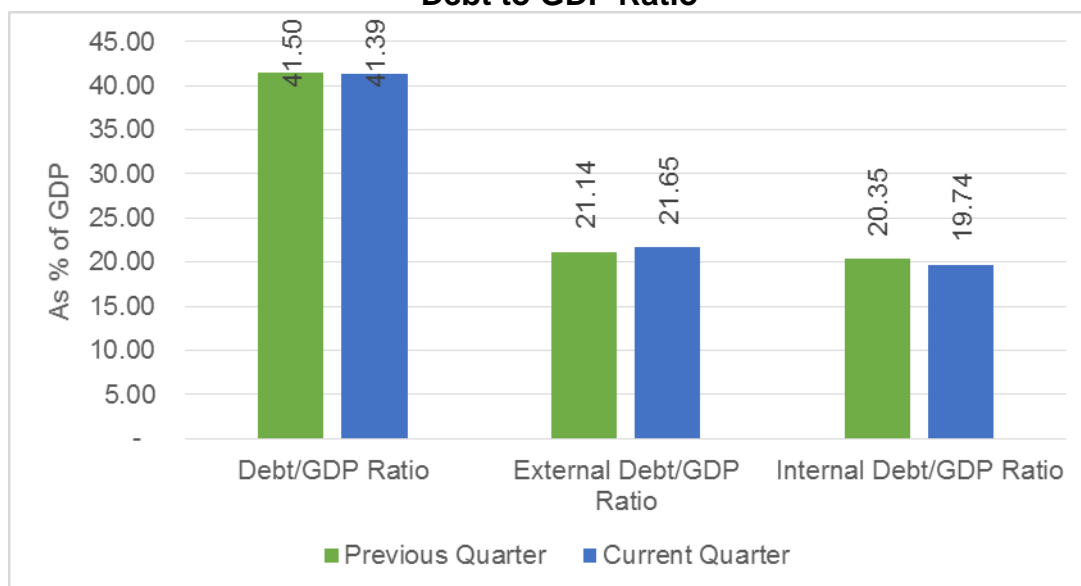
At the end of 1st quarter of FY 2079/80, the total debt to GDP ratio was 41.38 percent whereas external debt to GDP ratio was 21.64 percent and for internal debt to GDP ratio was 19.73 percent. During the last quarter of FY 2078/79 (Ashad 32), the debt to GDP ratio was 41.49 percent consisting of 21.14 percent on external debt and 20.35 percent on internal debt.

Table no. 2
Debt to GDP Ratio (Percent)

	Previous Quarter Percent of GDP on 2079 Ashar 32 (July 16, 2022)	Current Quarter Percent of GDP on 2079 Ashoj 31 (October 17, 2022)
Total Debt	41.497	41.385
External Debt	21.144	21.647
Internal Debt	20.353	19.738
GDP (in billions)	4,851.620	4,851.620

**GDP as per economic survey 2079/80*

Chart No. 2
Debt to GDP Ratio



3. Receipt of Debt

The total receipt of debt as of the 1st quarter of Fiscal Year 2079/80 is NPR 24.70 billion. Out of which entire NPR 24.70 billion is received from external sources and null from internal sources. Out of external debt, 88.78 percent i.e. NPR 21.93 billion is received from multilateral sources and rest 11.21 percent i.e. NPR 2.77 is from bilateral

sources. During this quarter, no debt was received from internal debt. The rollover of treasury bills (domestic borrowings) is not considered as new issue.

Table no. 3
Receipt of Debt during 1st Quarter

for the period 2079 Shrawan 01 to 2079 Ashoj 31

(NPR in 10 millions)

S.N.	Description	Amount	Percentage
1	External Debt	2,470.070	100.000
1.1	Multilateral	2,193.044	88.785
1.2	Bilateral	277.026	11.215
2	Internal Debt	-	-
2.1	Treasury bills	-	-
2.2	Development bonds and Others	-	-
	Total	2,470.070	

Total debt receipt is presented in chart 3 whereas internal debt and external debt receipt is presented in chart 4 and chart 5 respectively.

Chart No. 3
Total Debt Receipt

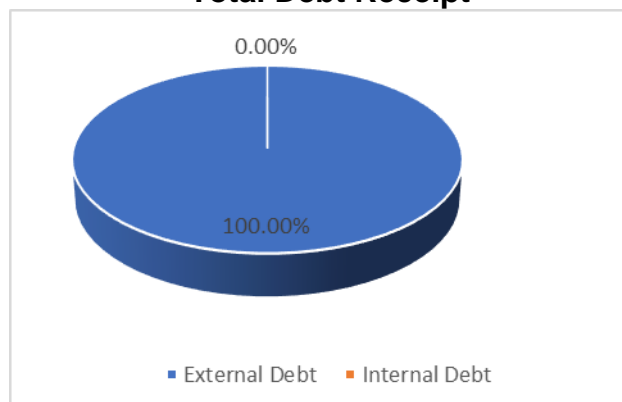


Chart No. 4
Internal Debt

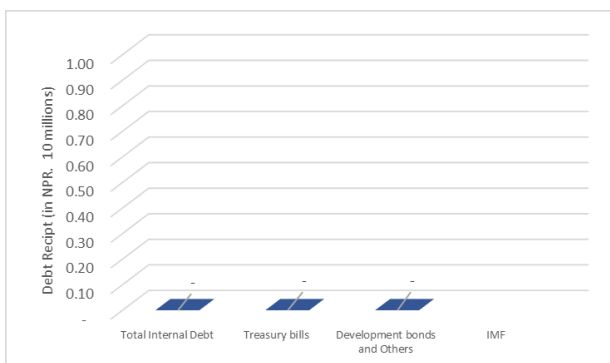
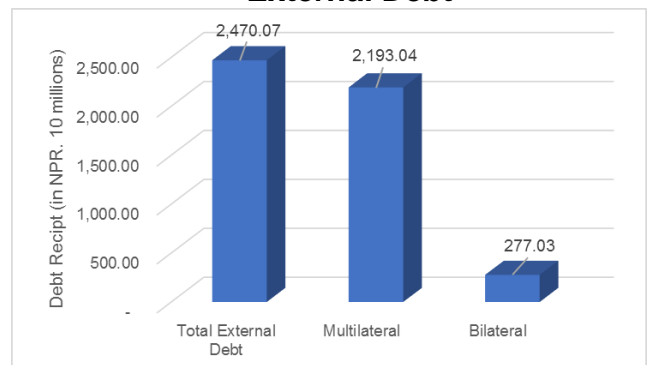


Chart No. 5
External Debt



4. Debt Service

Status of debt servicing in this 1st quarter is depicted in the Table 4. Total debt servicing during the 1st quarter of Fiscal Year 2079/80 is NPR 50.62 billion. Out of which NPR 42.98 billion i.e., 84.90 percent is for internal debt and remaining NPR 7.64 billion i.e., 15.09 percent is for external debt.

Table no. 4
Debt Servicing during the Quarter
for the period 2079 Shrawan 01 to 2079 Ashoj 31

(NPR in 10 millions)

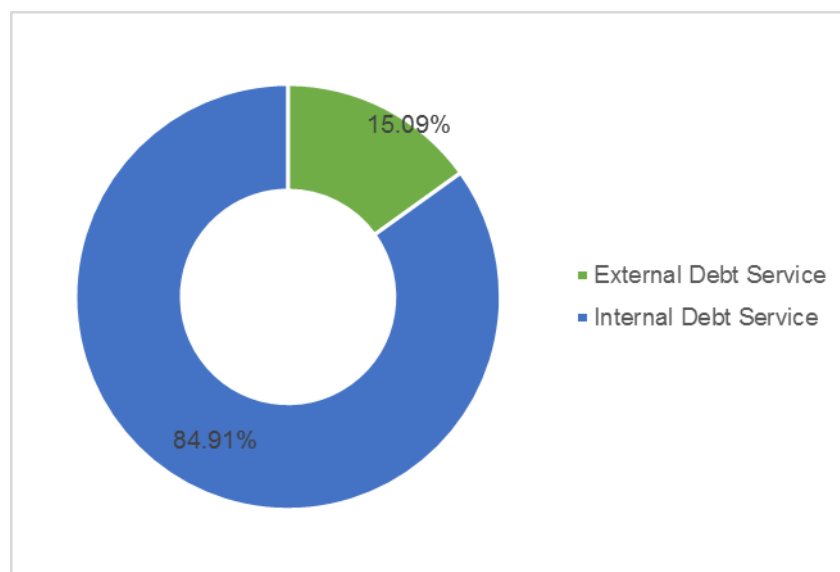
S.N.	Description	Principal Repayment	Interest Payment*	Total	Percent
1	External Debt	584.257	179.747	764.005	15.091
2	Internal Debt	2,983.750	1,315.039	4,298.789	84.909
	Total	3,568.007	1,494.786	5,062.793	100.000

* 1) Interest payment of external debt includes grace period interest payment and commitment charges payment.

2) Interest payment of internal debt includes commission payment.

In regard to principal repayment, NPR 5.84 billion has been repaid to the external creditors and NPR 29.83 billion to the internal creditors during the 1st quarter. Hence, total repayment of principal amounts to NPR 35.68 billion. The total payment of interest is NPR 14.94 billion. Out of which NPR 1.79 billion and NPR 13.15 billion has been paid to external and internal creditors respectively. Percentage of debt servicing is presented in Chart 6.

Chart No. 6
Debt Servicing
As on 2079 Ashoj 31 (October 17, 2022)



Likewise interest payment, commitment charge and commission are also paid. Commitment charge are paid for external debt and commission are paid for internal debt. Detailed breakdown of interest and other payment is provided in table 5.

Table no. 5
Interest and other payments during the quarter
for the period 2079 Shrawan 01 to 2079 Ashoj 31

(NPR in 10 millions)

Fiscal Year	Shrawan	Bhadra	Ashoj	Total
External				
Interest	11.779	38.543	32.425	82.747
Grace Period Interest	26.807	42.532	25.920	95.259
Interest (Total)	38.586	81.075	58.345	178.007
Commitment Charge	-	1.740	-	1.740
Total (External)	38.586	82.815	58.345	179.747
Internal				
Interest	266.322	438.722	609.869	1,314.913
Commision	0.126	-	-	0.126
Total (Internal)	266.448	438.722	609.869	1,315.039
Grand Total	305.034	521.537	668.215	1,494.786

- This report is based on the data received up to Ashoj 31, 2079.

.....
Prepared by
Basanta Raj Poudel
Account Officer

.....
Verified by
Dinesh Regmi
Under Secretary

.....
Verified by
Hira Neupane
Under Secretary

.....
Verified by
Dr. Dilli Raj Aryal
Senior Statistician

.....
Approved by
Chief
Bhumiram sharma
Public Debt Management Office

List of Annexes

1. Donor wise Outstanding External Debt (in commitment currency , NPR & USD)
2. Donor Wise Monthly Disbursement Summary (For Shrawan, Bhadra and Ashoj)
3. Donor Wise Monthly Principal Re-Payment Summary (For Shrawan, Bhadra and Ashoj)
4. Donor Wise Monthly Interest Payment Summary (For Shrawan, Bhadra and Ashoj)
5. Donor Wise Monthly Grace Period Interest Payment Summary (For Shrawan, Bhadra and Ashoj)
6. Donor Wise Monthly Commitment Charge Payment Summary (For Shrawan, Bhadra and Ashoj)



Government of Nepal
Ministry of Finance

Public Debt Management Office

Kathmandu, Nepal

Donorwise Outstanding External Debt (in commitment currency , NPR & USD)

As on :2079-Ashwin-31 17/10/2022

Fiscal Year:2079/2080

Month:Ashwin

Sr. No.	Donor Type	Donor	Commit. Currency	Amount (Commitment CCY)	NPR Amount	USD Amount
	Bilateral					
1		BELGIUM	EUR	4,468,039.2700	573,651,561.8753	4,343,541.7724
2		EBK	KRW	61,447,549,050.0000	5,628,595,492.9800	42,618,274.3468
3		EBLCI	USD	284,442,827.0600	37,566,364,169.8142	284,442,827.0600
4		EIBC	CNY	1,824,323,986.5600	33,512,831,633.1072	253,750,523.4581
5		JICA	JPY	54,519,656,184.0000	48,413,454,691.3920	366,574,200.7374
6		KUWAIT	KWD	3,538,311.6400	1,505,728,518.4020	11,400,988.2517
7		NBF	EUR	1,086,764.8400	139,529,737.8076	1,056,483.2120
8		SAUDI	SAR	86,225,740.4300	3,030,834,776.1145	22,948,699.7510
Total of Bilateral					130,370,990,581.4928	987,135,538.5894
	Multilateral					
1		AiIB	USD	280,750.0000	37,078,652.5000	280,750.0000
2		ADB	USD	569,410,751.0200	75,202,077,887.2114	569,410,751.0200
3		IDA	EUR	345,000.0000	44,294,550.0000	335,386.9160
4		NDF	EUR	14,164,255.8300	1,818,548,806.0137	13,769,582.8425
5		OFID	USD	63,476,611.1100	8,383,356,029.2977	63,476,611.1100
6		IDA	SDR	3,080,822,272.2400	519,420,165,372.8923	3,932,915,615.7560
7		IDA	USD	49,575,135.3300	6,547,388,123.0331	49,575,135.3300
8		IFAD	SDR	54,224,687.9800	9,142,168,521.5832	69,222,143.7237
9		IFAD	USD	8,421,761.7500	1,112,262,074.3225	8,421,761.7500
10		IMF	SDR	260,355,000.0000	43,895,306,254.5000	332,363,945.2904

Sr. No.	Donor Type	Donor	Commit. Currency	Amount (Commitment CCY)	NPR Amount	USD Amount
11		EEC	DKK	317,712.2500	5,483,713.4350	41,521.2647
12		EEC	EUR	1,121,268.7000	143,959,688.3930	1,090,025.6560
13		EEC	GBP	311,327.8700	45,933,313.9398	347,795.2142
14		EIB	USD	42,519,381.6300	5,615,534,731.8741	42,519,381.6300
15		ADB	SDR	1,473,606,283.9000	248,446,924,892.3438	1,881,176,080.0511
Total of Multilateral					919,860,482,611.3396	6,964,946,487.5546
	Grand Total				1,050,231,473,192.8324	7,952,082,026.1440



Government of Nepal

Ministry of Finance

Public Debt Management Office

Kathmandu, Nepal

Donor Wise Monthly Disbursement Summary

As on : 2079-Shrawan-31 16/08/2022

Fiscal Year: 2079/2080

Month: Shrawan

Sr. No.	Donor Short Name	Commit. Currency	Disbursement Position upto Previous Month		Disbursement Position (Current Month)		Total	
			Amount In Commit. Currency	Amount In NPR Currency	Amount In Commit. Currency	Amount In NPR Currency	Amount in Commit. Currency	Amount In NPR Currency
Donor Type			Bilateral					
1	AUSTRIA	EUR	4,279,799.1400	530,737,891.3500	0.0000	0.0000	4,279,799.1400	530,737,891.3500
2	BELGIUM	EUR	17,164,024.3500	2,128,510,659.6400	0.0000	0.0000	17,164,024.3500	2,128,510,659.6400
3	EBK	KRW	75,613,759,770.0000	7,135,569,455.6700	0.0000	0.0000	75,613,759,770.0000	7,135,569,455.6700
4	EBLCI	USD	394,383,611.0400	44,657,086,977.1100	4,133,926.4900	526,185,487.0900	398,517,537.5300	45,183,272,464.2000
5	EIBC	CNY	1,956,558,536.8700	32,419,442,774.0600	0.0000	0.0000	1,956,558,536.8700	32,419,442,774.0600
6	JICA	JPY	86,678,959,993.0000	87,878,469,578.2400	924,480,630.0000	878,024,573.2220	87,603,440,623.0000	88,756,494,151.4620
7	KUWAIT	KWD	4,870,392.0000	1,826,511,037.0600	0.0000	0.0000	4,870,392.0000	1,826,511,037.0600
8	NBF	EUR	48,509,744.8300	6,015,693,456.4200	0.0000	0.0000	48,509,744.8300	6,015,693,456.4200
9	SAUDI	SAR	123,291,234.2600	3,752,471,981.0500	7,731,210.4900	259,691,360.3591	131,022,444.7500	4,012,163,341.4091
Total of Bilateral			164,841,777,105.4900	186,344,493,810.6000	936,345,766.9800	1,663,901,420.6711	165,778,122,872.4700	188,008,395,231.2711
Donor Type			Multilateral					
1	ADB	SDR	2,352,892,418.0900	359,788,140,152.1800	5,872,333.2600	983,668,468.9136	2,358,764,751.3500	360,771,808,621.0936
2	ADB	USD	544,514,622.3800	65,014,597,689.1100	11,290,487.4400	1,437,323,635.5848	555,805,109.8200	66,451,921,324.6948
3	AIIB	USD	280,750.0000	33,367,137.5000	0.0000	0.0000	280,750.0000	33,367,137.5000
4	EEC	DKK	1,528,000.0000	25,202,832.0000	0.0000	0.0000	1,528,000.0000	25,202,832.0000

Sr. No.	Donor Short Name	Commit. Currency	Disbursement Position upto Previous Month		Disbursement Position (Current Month)		Total	
			Amount In Commit. Currency	Amount In NPR Currency	Amount In Commit. Currency	Amount In NPR Currency	Amount in Commit. Currency	Amount In NPR Currency
5	EEC	EUR	5,391,372.4200	669,903,901.7800	0.0000	0.0000	5,391,372.4200	669,903,901.7800
6	EEC	GBP	1,503,200.0000	208,267,758.7200	0.0000	0.0000	1,503,200.0000	208,267,758.7200
7	EIB	USD	43,920,450.3000	4,933,077,662.7000	0.0000	0.0000	43,920,450.3000	4,933,077,662.7000
8	IDA	EUR	345,000.0000	47,703,150.0000	0.0000	0.0000	345,000.0000	47,703,150.0000
9	IDA	SDR	3,559,685,968.9900	550,160,246,443.5100	-9,301,000.2600	-1,561,470,605.6390	3,550,384,968.7300	548,598,775,837.8710
10	IDA	USD	262,068,035.4400	28,773,213,359.2100	0.0000	0.0000	262,068,035.4400	28,773,213,359.2100
11	IFAD	SDR	95,356,522.9800	14,469,441,586.9500	0.0000	0.0000	95,356,522.9800	14,469,441,586.9500
12	IFAD	USD	18,088,261.7400	2,058,284,260.9300	0.0000	0.0000	18,088,261.7400	2,058,284,260.9300
13	IMF	SDR	271,050,000.0000	43,943,635,322.8900	0.0000	0.0000	271,050,000.0000	43,943,635,322.8900
14	NDF	EUR	25,337,128.3600	2,528,744,995.7400	0.0000	0.0000	25,337,128.3600	2,528,744,995.7400
15	OFID	USD	140,696,592.8300	15,781,742,453.7634	0.0000	0.0000	140,696,592.8300	15,781,742,453.7634
Total of Multilateral			7,322,658,323.5300	1,088,435,568,706.9834	7,861,820.4400	859,521,498.8594	7,330,520,143.9700	1,089,295,090,205.8428
Grand Total			172,164,435,429.0200	1,274,780,062,517.5834	944,207,587.4200	2,523,422,919.5305	173,108,643,016.4400	1,277,303,485,437.1139



Government of Nepal

Ministry of Finance

Public Debt Management Office

Kathmandu, Nepal

Donor Wise Monthly Disbursement Summary

As on : 2079-Bhadra-31 16/09/2022

Fiscal Year: 2079/2080

Month: Bhadra

Sr. No.	Donor Short Name	Commit. Currency	Disbursement Position upto Previous Month		Disbursement Position (Current Month)		Total	
			Amount In Commit. Currency	Amount In NPR Currency	Amount In Commit. Currency	Amount In NPR Currency	Amount in Commit. Currency	Amount In NPR Currency
Donor Type			Bilateral					
1	AUSTRIA	EUR	4,279,799.1400	530,737,891.3500	0.0000	0.0000	4,279,799.1400	530,737,891.3500
2	BELGIUM	EUR	17,164,024.3500	2,128,510,659.6400	0.0000	0.0000	17,164,024.3500	2,128,510,659.6400
3	EBK	KRW	75,613,759,770.0000	7,135,569,455.6700	0.0000	0.0000	75,613,759,770.0000	7,135,569,455.6700
4	EBLCI	USD	398,517,537.5300	45,183,272,464.2000	133,885.8500	17,075,802.8253	398,651,423.3800	45,200,348,267.0253
5	EIBC	CNY	1,956,558,536.8700	32,419,442,774.0600	0.0000	0.0000	1,956,558,536.8700	32,419,442,774.0600
6	JICA	JPY	87,603,440,623.0000	88,756,494,151.4620	369,593,086.0000	333,703,546.1600	87,973,033,709.0000	89,090,197,697.6220
7	KUWAIT	KWD	4,870,392.0000	1,826,511,037.0600	0.0000	0.0000	4,870,392.0000	1,826,511,037.0600
8	NBF	EUR	48,509,744.8300	6,015,693,456.4200	0.0000	0.0000	48,509,744.8300	6,015,693,456.4200
9	SAUDI	SAR	131,022,444.7500	4,012,163,341.4091	0.0000	0.0000	131,022,444.7500	4,012,163,341.4091
Total of Bilateral			165,778,122,872.4700	188,008,395,231.2711	369,726,971.8500	350,779,348.9853	166,147,849,844.3200	188,359,174,580.2564
Donor Type			Multilateral					
1	ADB	SDR	2,358,764,751.3500	360,771,808,621.0936	4,004,904.0100	666,870,472.8892	2,362,769,655.3600	361,438,679,093.9828
2	ADB	USD	555,805,109.8200	66,451,921,324.6948	9,084,456.7300	1,162,296,817.4345	564,889,566.5500	67,614,218,142.1293
3	AIIB	USD	280,750.0000	33,367,137.5000	0.0000	0.0000	280,750.0000	33,367,137.5000
4	EEC	DKK	1,528,000.0000	25,202,832.0000	0.0000	0.0000	1,528,000.0000	25,202,832.0000

Sr. No.	Donor Short Name	Commit. Currency	Disbursement Position upto Previous Month		Disbursement Position (Current Month)		Total	
			Amount In Commit. Currency	Amount In NPR Currency	Amount In Commit. Currency	Amount In NPR Currency	Amount in Commit. Currency	Amount In NPR Currency
5	EEC	EUR	5,391,372.4200	669,903,901.7800	0.0000	0.0000	5,391,372.4200	669,903,901.7800
6	EEC	GBP	1,503,200.0000	208,267,758.7200	0.0000	0.0000	1,503,200.0000	208,267,758.7200
7	EIB	USD	43,920,450.3000	4,933,077,662.7000	0.0000	0.0000	43,920,450.3000	4,933,077,662.7000
8	IDA	EUR	345,000.0000	47,703,150.0000	0.0000	0.0000	345,000.0000	47,703,150.0000
9	IDA	SDR	3,550,384,968.7300	548,598,775,837.8710	10,604,003.8900	1,749,903,006.0235	3,560,988,972.6200	550,348,678,843.8945
10	IDA	USD	262,068,035.4400	28,773,213,359.2100	0.0000	0.0000	262,068,035.4400	28,773,213,359.2100
11	IFAD	SDR	95,356,522.9800	14,469,441,586.9500	0.0000	0.0000	95,356,522.9800	14,469,441,586.9500
12	IFAD	USD	18,088,261.7400	2,058,284,260.9300	0.0000	0.0000	18,088,261.7400	2,058,284,260.9300
13	IMF	SDR	271,050,000.0000	43,943,635,322.8900	0.0000	0.0000	271,050,000.0000	43,943,635,322.8900
14	NDF	EUR	25,337,128.3600	2,528,744,995.7400	0.0000	0.0000	25,337,128.3600	2,528,744,995.7400
15	OFID	USD	140,696,592.8300	15,781,742,453.7634	0.0000	0.0000	140,696,592.8300	15,781,742,453.7634
Total of Multilateral			7,330,520,143.9700	1,089,295,090,205.8428	23,693,364.6300	3,579,070,296.3472	7,354,213,508.6000	1,092,874,160,502.1900
Grand Total			173,108,643,016.4400	1,277,303,485,437.1139	393,420,336.4800	3,929,849,645.3325	173,502,063,352.9200	1,281,233,335,082.4464



Government of Nepal

Ministry of Finance

Public Debt Management Office

Kathmandu, Nepal

Donor Wise Monthly Disbursement Summary

As on : 2079-Ashwin-31 17/10/2022

Fiscal Year: 2079/2080

Month: Ashwin

Sr. No.	Donor Short Name	Commit. Currency	Disbursement Position upto Previous Month		Disbursement Position (Current Month)		Total	
			Amount In Commit. Currency	Amount In NPR Currency	Amount In Commit. Currency	Amount In NPR Currency	Amount in Commit. Currency	Amount In NPR Currency
Donor Type			Bilateral					
1	AUSTRIA	EUR	4,279,799.1400	530,737,891.3500	0.0000	0.0000	4,279,799.1400	530,737,891.3500
2	BELGIUM	EUR	17,164,024.3500	2,128,510,659.6400	0.0000	0.0000	17,164,024.3500	2,128,510,659.6400
3	EBK	KRW	75,613,759,770.0000	7,135,569,455.6700	0.0000	0.0000	75,613,759,770.0000	7,135,569,455.6700
4	EBLCI	USD	398,651,423.3800	45,200,348,267.0253	4,431,370.2800	578,190,668.5627	403,082,793.6600	45,778,538,935.5880
5	EIBC	CNY	1,956,558,536.8700	32,419,442,774.0600	0.0000	0.0000	1,956,558,536.8700	32,419,442,774.0600
6	JICA	JPY	87,973,033,709.0000	89,090,197,697.6220	196,379,413.0000	177,385,413.1890	88,169,413,122.0000	89,267,583,110.8110
7	KUWAIT	KWD	4,870,392.0000	1,826,511,037.0600	0.0000	0.0000	4,870,392.0000	1,826,511,037.0600
8	NBF	EUR	48,509,744.8300	6,015,693,456.4200	0.0000	0.0000	48,509,744.8300	6,015,693,456.4200
9	SAUDI	SAR	131,022,444.7500	4,012,163,341.4091	0.0000	0.0000	131,022,444.7500	4,012,163,341.4091
Total of Bilateral			166,147,849,844.3200	188,359,174,580.2564	200,810,783.2800	755,576,081.7517	166,348,660,627.6000	189,114,750,662.0081
Donor Type			Multilateral					
1	ADB	SDR	2,362,769,655.3600	361,438,679,093.9828	13,853,674.4200	2,293,306,035.4482	2,376,623,329.7800	363,731,985,129.4310
2	ADB	USD	564,889,566.5500	67,614,218,142.1293	4,521,184.4700	589,717,701.3554	569,410,751.0200	68,203,935,843.4847
3	AIIB	USD	280,750.0000	33,367,137.5000	0.0000	0.0000	280,750.0000	33,367,137.5000
4	EEC	DKK	1,528,000.0000	25,202,832.0000	0.0000	0.0000	1,528,000.0000	25,202,832.0000

Sr. No.	Donor Short Name	Commit. Currency	Disbursement Position upto Previous Month		Disbursement Position (Current Month)		Total	
			Amount In Commit. Currency	Amount In NPR Currency	Amount In Commit. Currency	Amount In NPR Currency	Amount in Commit. Currency	Amount In NPR Currency
5	EEC	EUR	5,391,372.4200	669,903,901.7800	0.0000	0.0000	5,391,372.4200	669,903,901.7800
6	EEC	GBP	1,503,200.0000	208,267,758.7200	0.0000	0.0000	1,503,200.0000	208,267,758.7200
7	EIB	USD	43,920,450.3000	4,933,077,662.7000	0.0000	0.0000	43,920,450.3000	4,933,077,662.7000
8	IDA	EUR	345,000.0000	47,703,150.0000	0.0000	0.0000	345,000.0000	47,703,150.0000
9	IDA	SDR	3,560,988,972.6200	550,348,678,843.8945	88,650,279.5700	14,608,828,656.7314	3,649,639,252.1900	564,957,507,500.6259
10	IDA	USD	262,068,035.4400	28,773,213,359.2100	0.0000	0.0000	262,068,035.4400	28,773,213,359.2100
11	IFAD	SDR	95,356,522.9800	14,469,441,586.9500	0.0000	0.0000	95,356,522.9800	14,469,441,586.9500
12	IFAD	USD	18,088,261.7400	2,058,284,260.9300	0.0000	0.0000	18,088,261.7400	2,058,284,260.9300
13	IMF	SDR	271,050,000.0000	43,943,635,322.8900	0.0000	0.0000	271,050,000.0000	43,943,635,322.8900
14	NDF	EUR	25,337,128.3600	2,528,744,995.7400	0.0000	0.0000	25,337,128.3600	2,528,744,995.7400
15	OFID	USD	140,696,592.8300	15,781,742,453.7634	0.0000	0.0000	140,696,592.8300	15,781,742,453.7634
Total of Multilateral			7,354,213,508.6000	1,092,874,160,502.1900	107,025,138.4600	17,491,852,393.5350	7,461,238,647.0600	1,110,366,012,895.7250
Grand Total			173,502,063,352.9200	1,281,233,335,082.4464	307,835,921.7400	18,247,428,475.2867	173,809,899,274.6600	1,299,480,763,557.7331



Government of Nepal

Ministry of Finance

Public Debt Management Office

Kathmandu, Nepal

Donor Wise Monthly Principal Re-Payment Summary

As on : 2079-Shrawan-31 16/08/2022

Fiscal Year: 2079/2080

Month: Shrawan

Sr. No.	Donor Short Name	Commit. Currency	Principal Payment Position (up to previous month)		Principal Payment Position (Current Month)		Total	
			Amount In Commit. Currency	Amount In NPR Currency	Amount In Commit. Currency	Amount In NPR Currency	Amount in Commit. Currency	Amount In NPR Currency
Donor Type			Bilateral					
1	AUSTRIA	EUR	4,279,799.1400	490,749,274.8530	0.0000	0.0000	4,279,799.1400	490,749,274.8530
2	BELGIUM	EUR	12,695,985.0800	1,482,724,451.5654	0.0000	0.0000	12,695,985.0800	1,482,724,451.5654
3	EBK	KRW	14,166,210,720.0000	436,274,063,598.9200	0.0000	0.0000	14,166,210,720.0000	436,274,063,598.9200
4	EBLCI	USD	110,575,450.4700	12,620,713,584.4780	0.0000	0.0000	110,575,450.4700	12,620,713,584.4780
5	EIBC	CNY	97,834,623.1800	1,828,827,681.5438	0.0000	0.0000	97,834,623.1800	1,828,827,681.5438
6	JICA	JPY	33,649,756,938.0000	2,428,507,526,577.6840	0.0000	0.0000	33,649,756,938.0000	2,428,507,526,577.6840
7	KUWAIT	KWD	1,332,080.3600	325,044,586.3856	0.0000	0.0000	1,332,080.3600	325,044,586.3856
8	NBF	EUR	47,422,979.9900	5,387,271,931.2455	0.0000	0.0000	47,422,979.9900	5,387,271,931.2455
9	SAUDI	SAR	44,796,704.3200	1,799,136,534.5075	0.0000	0.0000	44,796,704.3200	1,799,136,534.5075
Total of Bilateral			48,134,905,280.5400	2,888,716,058,221.1828	0.0000	0.0000	48,134,905,280.5400	2,888,716,058,221.1828
Donor Type			Multilateral					
10	ADB	SDR	890,781,689.0600	98,214,102,995.6108	3,637,688.8200	619,679,782.6296	894,419,377.8800	98,833,782,778.2404
11	EEC	DKK	1,210,287.7500	132,858,923.3456	0.0000	0.0000	1,210,287.7500	132,858,923.3456
12	EEC	EUR	4,270,103.7200	468,687,931.3706	0.0000	0.0000	4,270,103.7200	468,687,931.3706
13	EEC	GBP	1,191,872.1300	130,843,411.3928	0.0000	0.0000	1,191,872.1300	130,843,411.3928

Sr. No.	Donor Short Name	Commit. Currency	Principal Payment Position (up to previous month)		Principal Payment Position (Current Month)		Total	
			Amount In Commit. Currency	Amount In NPR Currency	Amount In Commit. Currency	Amount In NPR Currency	Amount in Commit. Currency	Amount In NPR Currency
14	EIB	USD	236,763.2400	28,738,322.0712	0.0000	0.0000	236,763.2400	28,738,322.0712
15	IDA	SDR	559,874,828.3700	61,839,567,633.8865	1,487,270.2200	253,063,971.1448	561,362,098.5900	62,092,631,605.0313
16	IDA	USD	211,503,155.1100	23,222,513,666.5651	255,000.0000	32,578,800.0000	211,758,155.1100	23,255,092,466.5651
17	IFAD	SDR	41,072,460.0000	4,515,000,935.3843	0.0000	0.0000	41,072,460.0000	4,515,000,935.3843
18	IFAD	USD	9,666,499.9900	1,062,168,018.9004	0.0000	0.0000	9,666,499.9900	1,062,168,018.9004
19	IMF	SDR	10,695,000.0000	1,269,211,300.0000	0.0000	0.0000	10,695,000.0000	1,269,211,300.0000
20	NDF	EUR	11,172,872.5300	1,358,317,628.8735	0.0000	0.0000	11,172,872.5300	1,358,317,628.8735
21	OFID	USD	74,933,709.0900	8,350,727,806.1167	1,802,592.6300	230,299,234.4088	76,736,301.7200	8,581,027,040.5255
Total of Multilateral			1,816,609,240.9900	200,592,738,573.5175	7,182,551.6700	1,135,621,788.1832	1,823,791,792.6600	201,728,360,361.7007
Grand Total			49,951,514,521.5300	3,089,308,796,794.7003	7,182,551.6700	1,135,621,788.1832	49,958,697,073.2000	3,090,444,418,582.8835



Government of Nepal

Ministry of Finance

Public Debt Management Office

Kathmandu, Nepal

Donor Wise Monthly Principal Re-Payment Summary

As on : 2079-Bhadra-31 16/09/2022

Fiscal Year: 2079/2080

Month: Bhadra

Sr. No.	Donor Short Name	Commit. Currency	Principal Payment Position (up to previous month)		Principal Payment Position (Current Month)		Total	
			Amount In Commit. Currency	Amount In NPR Currency	Amount In Commit. Currency	Amount In NPR Currency	Amount in Commit. Currency	Amount In NPR Currency
Donor Type			Bilateral					
1	AUSTRIA	EUR	4,279,799.1400	490,749,274.8530	0.0000	0.0000	4,279,799.1400	490,749,274.8530
2	BELGIUM	EUR	12,695,985.0800	1,482,724,451.5654	0.0000	0.0000	12,695,985.0800	1,482,724,451.5654
3	EBK	KRW	14,166,210,720.0000	436,274,063,598.9200	0.0000	0.0000	14,166,210,720.0000	436,274,063,598.9200
4	EBLCI	USD	110,575,450.4700	12,620,713,584.4780	8,064,516.1300	1,033,225,806.5756	118,639,966.6000	13,653,939,391.0536
5	EIBC	CNY	97,834,623.1800	1,828,827,681.5438	0.0000	0.0000	97,834,623.1800	1,828,827,681.5438
6	JICA	JPY	33,649,756,938.0000	2,428,507,526,577.6840	0.0000	0.0000	33,649,756,938.0000	2,428,507,526,577.6840
7	KUWAIT	KWD	1,332,080.3600	325,044,586.3856	0.0000	0.0000	1,332,080.3600	325,044,586.3856
8	NBF	EUR	47,422,979.9900	5,387,271,931.2455	0.0000	0.0000	47,422,979.9900	5,387,271,931.2455
9	SAUDI	SAR	44,796,704.3200	1,799,136,534.5075	0.0000	0.0000	44,796,704.3200	1,799,136,534.5075
Total of Bilateral			48,134,905,280.5400	2,888,716,058,221.1828	8,064,516.1300	1,033,225,806.5756	48,142,969,796.6700	2,889,749,284,027.7584
Donor Type			Multilateral					
10	ADB	SDR	894,419,377.8800	98,678,411,107.8540	5,210,363.0000	849,841,153.0038	899,629,740.8800	99,528,252,260.8578
11	EEC	DKK	1,210,287.7500	132,858,923.3456	0.0000	0.0000	1,210,287.7500	132,858,923.3456
12	EEC	EUR	4,270,103.7200	468,687,931.3706	0.0000	0.0000	4,270,103.7200	468,687,931.3706
13	EEC	GBP	1,191,872.1300	130,843,411.3928	0.0000	0.0000	1,191,872.1300	130,843,411.3928

Sr. No.	Donor Short Name	Commit. Currency	Principal Payment Position (up to previous month)		Principal Payment Position (Current Month)		Total	
			Amount In Commit. Currency	Amount In NPR Currency	Amount In Commit. Currency	Amount In NPR Currency	Amount in Commit. Currency	Amount In NPR Currency
14	EIB	USD	236,763.2400	28,738,322.0712	0.0000	0.0000	236,763.2400	28,738,322.0712
15	IDA	SDR	561,362,098.5900	62,029,581,277.1937	2,339,691.2800	390,928,130.4698	563,701,789.8700	62,420,509,407.6635
16	IDA	USD	211,758,155.1100	23,255,092,466.5651	734,745.0000	93,613,860.4500	212,492,900.1100	23,348,706,327.0151
17	IFAD	SDR	41,072,460.0000	4,515,000,935.3843	59,375.0000	10,186,023.0768	41,131,835.0000	4,525,186,958.4611
18	IFAD	USD	9,666,499.9900	1,062,168,018.9004	0.0000	0.0000	9,666,499.9900	1,062,168,018.9004
19	IMF	SDR	10,695,000.0000	1,269,211,300.0000	0.0000	0.0000	10,695,000.0000	1,269,211,300.0000
20	NDF	EUR	11,172,872.5300	1,358,317,628.8735	0.0000	0.0000	11,172,872.5300	1,358,317,628.8735
21	OFID	USD	76,736,301.7200	8,581,027,040.5255	0.0000	0.0000	76,736,301.7200	8,581,027,040.5255
Total of Multilateral			1,823,791,792.6600	201,509,938,363.4767	8,344,174.2800	1,344,569,167.0004	1,832,135,966.9400	202,854,507,530.4771
Grand Total			49,958,697,073.2000	3,090,225,996,584.6595	16,408,690.4100	2,377,794,973.5760	49,975,105,763.6100	3,092,603,791,558.2355



Government of Nepal

Ministry of Finance

Public Debt Management Office

Kathmandu, Nepal

Donor Wise Monthly Principal Re-Payment Summary

As on : 2079-Ashwin-31 17/10/2022

Fiscal Year: 2079/2080

Month: Ashwin

Sr. No.	Donor Short Name	Commit. Currency	Principal Payment Position (up to previous month)		Principal Payment Position (Current Month)		Total	
			Amount In Commit. Currency	Amount In NPR Currency	Amount In Commit. Currency	Amount In NPR Currency	Amount in Commit. Currency	Amount In NPR Currency
Donor Type			Bilateral					
1	AUSTRIA	EUR	4,279,799.1400	490,749,274.8530	0.0000	0.0000	4,279,799.1400	490,749,274.8530
2	BELGIUM	EUR	12,695,985.0800	1,482,724,451.5654	0.0000	0.0000	12,695,985.0800	1,482,724,451.5654
3	EBK	KRW	14,166,210,720.0000	436,274,063,598.9200	0.0000	0.0000	14,166,210,720.0000	436,274,063,598.9200
4	EBLCI	USD	118,639,966.6000	13,653,939,391.0536	0.0000	0.0000	118,639,966.6000	13,653,939,391.0536
5	EIBC	CNY	97,834,623.1800	1,828,827,681.5438	34,399,927.1300	626,550,053.3063	132,234,550.3100	2,455,377,734.8501
6	JICA	JPY	33,649,756,938.0000	2,428,507,526,577.6840	0.0000	0.0000	33,649,756,938.0000	2,428,507,526,577.6840
7	KUWAIT	KWD	1,332,080.3600	325,044,586.3856	0.0000	0.0000	1,332,080.3600	325,044,586.3856
8	NBF	EUR	47,422,979.9900	5,387,271,931.2455	0.0000	0.0000	47,422,979.9900	5,387,271,931.2455
9	SAUDI	SAR	44,796,704.3200	1,799,136,534.5075	0.0000	0.0000	44,796,704.3200	1,799,136,534.5075
Total of Bilateral			48,142,969,796.6700	2,889,749,284,027.7584	34,399,927.1300	626,550,053.3063	48,177,369,723.8000	2,890,375,834,081.0647
Donor Type			Multilateral					
10	ADB	SDR	899,629,740.8800	99,342,275,527.6840	3,387,305.0000	593,943,556.9242	903,017,045.8800	99,936,219,084.6082
11	EEC	DKK	1,210,287.7500	132,858,923.3456	0.0000	0.0000	1,210,287.7500	132,858,923.3456
12	EEC	EUR	4,270,103.7200	468,687,931.3706	0.0000	0.0000	4,270,103.7200	468,687,931.3706
13	EEC	GBP	1,191,872.1300	130,843,411.3928	0.0000	0.0000	1,191,872.1300	130,843,411.3928

Sr. No.	Donor Short Name	Commit. Currency	Principal Payment Position (up to previous month)		Principal Payment Position (Current Month)		Total	
			Amount In Commit. Currency	Amount In NPR Currency	Amount In Commit. Currency	Amount In NPR Currency	Amount in Commit. Currency	Amount In NPR Currency
14	EIB	USD	236,763.2400	28,738,322.0712	1,164,305.4300	152,850,016.8504	1,401,068.6700	181,588,338.9216
15	IDA	SDR	563,701,789.8700	62,327,686,045.3693	5,115,190.0800	891,939,290.9892	568,816,979.9500	63,219,625,336.3585
16	IDA	USD	212,492,900.1100	23,348,706,327.0151	0.0000	0.0000	212,492,900.1100	23,348,706,327.0151
17	IFAD	SDR	41,131,835.0000	4,522,795,685.3843	0.0000	0.0000	41,131,835.0000	4,522,795,685.3843
18	IFAD	USD	9,666,499.9900	1,062,168,018.9004	0.0000	0.0000	9,666,499.9900	1,062,168,018.9004
19	IMF	SDR	10,695,000.0000	1,269,211,300.0000	0.0000	0.0000	10,695,000.0000	1,269,211,300.0000
20	NDF	EUR	11,172,872.5300	1,358,317,628.8735	0.0000	0.0000	11,172,872.5300	1,358,317,628.8735
21	OFID	USD	76,736,301.7200	8,581,027,040.5255	483,680.0000	63,874,780.8000	77,219,981.7200	8,644,901,821.3255
Total of Multilateral			1,832,135,966.9400	202,573,316,161.9323	10,150,480.5100	1,702,607,645.5638	1,842,286,447.4500	204,275,923,807.4961
Grand Total			49,975,105,763.6100	3,092,322,600,189.6907	44,550,407.6400	2,329,157,698.8701	50,019,656,171.2500	3,094,651,757,888.5608



Government of Nepal

Ministry of Finance

Public Debt Management Office

Kathmandu, Nepal

Donor Wise Monthly Interest Payment Summary

As on : 2079-Shrawan-31 16/08/2022

Fiscal Year: 2079/2080

Month: Shrawan

			Interest Payment Position upto Previous Month		Interest Payment Position (Current Month)		Total	
Sr. No.	Donor Short Name	Commit. Currency	Amount In Commit. Currency	Amount In NPR Currency	Amount In Commit. Currency	Amount In NPR Currency	Amount in Commit. Currency	Amount In NPR Currency
Donor Type			Bilateral					
1	AUSTRIA	EUR	0.0800	9.7881	0.0000	0.0000	0.0800	9.7881
2	BELGIUM	EUR	103,535.4700	11,384,766.1036	0.0000	0.0000	103,535.4700	11,384,766.1036
3	EBK	KRW	2,649,061,755.0000	166,724,694,988.7746	0.0000	0.0000	2,649,061,755.0000	166,724,694,988.7746
4	EBLCI	USD	7,068,679.5700	847,802,479.9912	0.0000	0.0000	7,068,679.5700	847,802,479.9912
5	EIBC	CNY	23,549,738.6700	439,833,931.8932	0.0000	0.0000	23,549,738.6700	439,833,931.8932
6	JICA	JPY	5,816,008,805.2300	552,042,376,262.0630	0.0000	0.0000	5,816,008,805.2300	552,042,376,262.0630
7	KUWAIT	KWD	337,822.3300	68,122,649.9713	0.0000	0.0000	337,822.3300	68,122,649.9713
8	NBF	EUR	21,327,343.7000	2,355,283,913.6652	0.0000	0.0000	21,327,343.7000	2,355,283,913.6652
9	SAUDI	SAR	6,412,101.0500	325,941,012.5998	0.0000	0.0000	6,412,101.0500	325,941,012.5998
Total of Bilateral			8,523,869,781.1000	722,815,440,014.8500	0.0000	0.0000	8,523,869,781.1000	722,815,440,014.8500
Donor Type			Multilateral					
1	ADB	SDR	213,704,193.0300	32,833,707,085.1800	122,788.5300	20,959,822.6686	213,826,981.5600	32,854,666,907.8486
2	EEC	DKK	338,011.5400	33,959,518.4641	0.0000	0.0000	338,011.5400	33,959,518.4641
3	EEC	EUR	1,183,945.8400	129,567,720.4902	0.0000	0.0000	1,183,945.8400	129,567,720.4902
4	EEC	GBP	364,529.3700	40,323,318.1835	0.0000	0.0000	364,529.3700	40,323,318.1835

Sr. No.	Donor Short Name	Commit. Currency	Interest Payment Position upto Previous Month		Interest Payment Position (Current Month)		Total	
			Amount In Commit. Currency	Amount In NPR Currency	Amount In Commit. Currency	Amount In NPR Currency	Amount in Commit. Currency	Amount In NPR Currency
5	EIB	USD	87,964.0600	10,674,501.3728	0.0000	0.0000	87,964.0600	10,674,501.3728
6	IDA	SDR	164,625,388.8200	25,223,741,300.6778	340,954.9800	58,014,622.7216	164,966,343.8000	25,281,755,923.3994
7	IDA	USD	56,014,252.1100	6,147,224,173.7639	9,562.5000	1,221,705.0000	56,023,814.6100	6,148,445,878.7639
8	IFAD	SDR	11,271,697.2600	1,722,190,874.1973	0.0000	0.0000	11,271,697.2600	1,722,190,874.1973
9	IFAD	USD	2,435,497.4500	267,193,862.7058	0.0000	0.0000	2,435,497.4500	267,193,862.7058
10	IMF	SDR	0.0000	0.0000	0.0000	0.0000	0.0000	0.0000
11	NDF	EUR	3,533,027.6500	408,869,212.8368	0.0000	0.0000	3,533,027.6500	408,869,212.8368
12	OFID	USD	12,119,602.4600	1,349,333,423.7209	294,251.9300	37,593,626.5768	12,413,854.3900	1,386,927,050.2977
Total of Multilateral			465,678,109.5900	68,166,784,991.5931	767,557.9400	117,789,776.9670	466,445,667.5300	68,284,574,768.5601
Grand Total			8,989,547,890.6900	790,982,225,006.4431	767,557.9400	117,789,776.9670	8,990,315,448.6300	791,100,014,783.4101



Government of Nepal

Ministry of Finance

Public Debt Management Office

Kathmandu, Nepal

Donor Wise Monthly Interest Payment Summary

As on : 2079-Bhadra-31 16/09/2022

Fiscal Year: 2079/2080

Month: Bhadra

			Interest Payment Position upto Previous Month		Interest Payment Position (Current Month)		Total	
Sr. No.	Donor Short Name	Commit. Currency	Amount In Commit. Currency	Amount In NPR Currency	Amount In Commit. Currency	Amount In NPR Currency	Amount in Commit. Currency	Amount In NPR Currency
Donor Type			Bilateral					
1	AUSTRIA	EUR	0.0800	9.7881	0.0000	0.0000	0.0800	9.7881
2	BELGIUM	EUR	103,535.4700	11,384,766.1036	0.0000	0.0000	103,535.4700	11,384,766.1036
3	EBK	KRW	2,649,061,755.0000	166,724,694,988.7746	0.0000	0.0000	2,649,061,755.0000	166,724,694,988.7746
4	EBLCI	USD	7,068,679.5700	847,802,479.9912	1,137,314.6400	145,712,751.6768	8,205,994.2100	993,515,231.6680
5	EIBC	CNY	23,549,738.6700	439,833,931.8932	0.0000	0.0000	23,549,738.6700	439,833,931.8932
6	JICA	JPY	5,816,008,805.2300	552,042,376,262.0630	0.0000	0.0000	5,816,008,805.2300	552,042,376,262.0630
7	KUWAIT	KWD	337,822.3300	68,122,649.9713	0.0000	0.0000	337,822.3300	68,122,649.9713
8	NBF	EUR	21,327,343.7000	2,355,283,913.6652	0.0000	0.0000	21,327,343.7000	2,355,283,913.6652
9	SAUDI	SAR	6,412,101.0500	325,941,012.5998	0.0000	0.0000	6,412,101.0500	325,941,012.5998
Total of Bilateral			8,523,869,781.1000	722,815,440,014.8500	1,137,314.6400	145,712,751.6768	8,525,007,095.7400	722,961,152,766.5268
Donor Type			Multilateral					
1	ADB	SDR	213,826,981.5600	32,854,666,907.8486	812,075.8400	157,310,549.7311	214,639,057.4000	33,011,977,457.5797
2	EEC	DKK	338,011.5400	33,959,518.4641	0.0000	0.0000	338,011.5400	33,959,518.4641
3	EEC	EUR	1,183,945.8400	129,567,720.4902	0.0000	0.0000	1,183,945.8400	129,567,720.4902
4	EEC	GBP	364,529.3700	40,323,318.1835	0.0000	0.0000	364,529.3700	40,323,318.1835

Sr. No.	Donor Short Name	Commit. Currency	Interest Payment Position upto Previous Month		Interest Payment Position (Current Month)		Total	
			Amount In Commit. Currency	Amount In NPR Currency	Amount In Commit. Currency	Amount In NPR Currency	Amount in Commit. Currency	Amount In NPR Currency
5	EIB	USD	87,964.0600	10,674,501.3728	0.0000	0.0000	87,964.0600	10,674,501.3728
6	IDA	SDR	164,966,343.8000	25,281,755,923.3994	463,848.8900	77,469,705.8914	165,430,192.6900	25,359,225,629.2908
7	IDA	USD	56,023,814.6100	6,148,445,878.7639	26,794.0400	3,413,828.6364	56,050,608.6500	6,151,859,707.4003
8	IFAD	SDR	11,271,697.2600	1,722,190,874.1973	8,906.2500	1,527,903.5928	11,280,603.5100	1,723,718,777.7901
9	IFAD	USD	2,435,497.4500	267,193,862.7058	0.0000	0.0000	2,435,497.4500	267,193,862.7058
10	IMF	SDR	0.0000	0.0000	0.0000	0.0000	0.0000	0.0000
11	NDF	EUR	3,533,027.6500	408,869,212.8368	0.0000	0.0000	3,533,027.6500	408,869,212.8368
12	OFID	USD	12,413,854.3900	1,386,927,050.2977	0.0000	0.0000	12,413,854.3900	1,386,927,050.2977
Total of Multilateral			466,445,667.5300	68,284,574,768.5601	1,311,625.0200	239,721,987.8517	467,757,292.5500	68,524,296,756.4118
Grand Total			8,990,315,448.6300	791,100,014,783.4101	2,448,939.6600	385,434,739.5285	8,992,764,388.2900	791,485,449,522.9386



Government of Nepal

Ministry of Finance

Public Debt Management Office

Kathmandu, Nepal

Donor Wise Monthly Interest Payment Summary

As on : 2079-Ashwin-31 17/10/2022

Fiscal Year: 2079/2080

Month: Ashwin

			Interest Payment Position upto Previous Month		Interest Payment Position (Current Month)		Total	
Sr. No.	Donor Short Name	Commit. Currency	Amount In Commit. Currency	Amount In NPR Currency	Amount In Commit. Currency	Amount In NPR Currency	Amount in Commit. Currency	Amount In NPR Currency
Donor Type			Bilateral					
1	AUSTRIA	EUR	0.0800	9.7881	0.0000	0.0000	0.0800	9.7881
2	BELGIUM	EUR	103,535.4700	11,384,766.1036	0.0000	0.0000	103,535.4700	11,384,766.1036
3	EBK	KRW	2,649,061,755.0000	166,724,694,988.7746	0.0000	0.0000	2,649,061,755.0000	166,724,694,988.7746
4	EBLCI	USD	8,205,994.2100	993,515,231.6680	0.0000	0.0000	8,205,994.2100	993,515,231.6680
5	EIBC	CNY	23,549,738.6700	439,833,931.8932	7,750,018.8500	141,138,878.2798	31,299,757.5200	580,972,810.1730
6	JICA	JPY	5,816,008,805.2300	552,042,376,262.0630	0.0000	0.0000	5,816,008,805.2300	552,042,376,262.0630
7	KUWAIT	KWD	337,822.3300	68,122,649.9713	0.0000	0.0000	337,822.3300	68,122,649.9713
8	NBF	EUR	21,327,343.7000	2,355,283,913.6652	0.0000	0.0000	21,327,343.7000	2,355,283,913.6652
9	SAUDI	SAR	6,412,101.0500	325,941,012.5998	0.0000	0.0000	6,412,101.0500	325,941,012.5998
Total of Bilateral			8,525,007,095.7400	722,961,152,766.5268	7,750,018.8500	141,138,878.2798	8,532,757,114.5900	723,102,291,644.8066
Donor Type			Multilateral					
1	ADB	SDR	214,639,057.4000	33,011,977,457.5797	377,042.5300	66,112,139.9994	215,016,099.9300	33,078,089,597.5791
2	EEC	DKK	338,011.5400	33,959,518.4641	0.0000	0.0000	338,011.5400	33,959,518.4641
3	EEC	EUR	1,183,945.8400	129,567,720.4902	0.0000	0.0000	1,183,945.8400	129,567,720.4902
4	EEC	GBP	364,529.3700	40,323,318.1835	0.0000	0.0000	364,529.3700	40,323,318.1835

Sr. No.	Donor Short Name	Commit. Currency	Interest Payment Position upto Previous Month		Interest Payment Position (Current Month)		Total	
			Amount In Commit. Currency	Amount In NPR Currency	Amount In Commit. Currency	Amount In NPR Currency	Amount in Commit. Currency	Amount In NPR Currency
5	EIB	USD	87,964.0600	10,674,501.3728	356,639.5500	46,819,640.1240	444,603.6100	57,494,141.4968
6	IDA	SDR	165,430,192.6900	25,359,225,629.2908	295,326.2600	51,496,250.2716	165,725,518.9500	25,410,721,879.5624
7	IDA	USD	56,050,608.6500	6,151,859,707.4003	0.0000	0.0000	56,050,608.6500	6,151,859,707.4003
8	IFAD	SDR	11,280,603.5100	1,723,718,777.7901	0.0000	0.0000	11,280,603.5100	1,723,718,777.7901
9	IFAD	USD	2,435,497.4500	267,193,862.7058	0.0000	0.0000	2,435,497.4500	267,193,862.7058
10	IMF	SDR	0.0000	0.0000	0.0000	0.0000	0.0000	0.0000
11	NDF	EUR	3,533,027.6500	408,869,212.8368	0.0000	0.0000	3,533,027.6500	408,869,212.8368
12	OFID	USD	12,413,854.3900	1,386,927,050.2977	141,474.6000	18,683,135.6760	12,555,328.9900	1,405,610,185.9737
Total of Multilateral			467,757,292.5500	68,524,296,756.4118	1,170,482.9400	183,111,166.0710	468,927,775.4900	68,707,407,922.4828
Grand Total			8,992,764,388.2900	791,485,449,522.9386	8,920,501.7900	324,250,044.3508	9,001,684,890.0800	791,809,699,567.2894



Government of Nepal

Ministry of Finance

Public Debt Management Office

Kathmandu, Nepal

Donor Wise Monthly Grace Period Interest Payment Summary

As on : 2079-Shrawan-31 16/08/2022

Fiscal Year: 2079/2080

Month: Shrawan

Sr. No.	Donor Short Name	Commit. Currency	Grace Period Interest Payment Position				Total	
			Upto Previous Month		Current Month		Amount in Commit. Currency	Amount In NPR Currency
			Amount In Commit. Currency	Amount In NPR Currency	Amount In Commit. Currency	Amount In NPR Currency		
1	ADB	SDR	15,744,555.8000	0.0000	0.0000	0.0000	15,744,555.8000	2,646,817,275.5380
2	ADB	USD	5,265,333.3300	0.0000	1,327,222.2300	169,565,912.1048	6,592,555.5600	842,264,898.3456
3	AIIB	USD	234,584.7800	0.0000	0.0000	0.0000	234,584.7800	29,970,551.4928
4	EBK	KRW	2,176,765,931.0000	0.0000	0.0000	0.0000	2,176,765,931.0000	212,017,001.6794
5	EBLCI	USD	13,500,609.3000	0.0000	0.0000	0.0000	13,500,609.3000	1,724,837,844.1680
6	EIB	EUR	0.0100	0.0000	0.0000	0.0000	0.0100	1.3021
7	EIB	USD	1,422,227.9000	0.0000	0.0000	0.0000	1,422,227.9000	181,703,836.5040
8	EIBC	CNY	96,332,963.9700	0.0000	0.0000	0.0000	96,332,963.9700	1,817,803,030.1139
9	IDA	EUR	505,599.0100	0.0000	0.0000	0.0000	505,599.0100	65,834,047.0921
10	IDA	SDR	66,519,775.1400	0.0000	502,435.6000	86,162,272.3467	67,022,210.7400	11,267,103,847.5014
11	IDA	USD	50,253.9900	0.0000	0.0000	0.0000	50,253.9900	6,420,449.7624
12	IFAD	SDR	990,544.8200	0.0000	0.0000	0.0000	990,544.8200	166,520,489.6902
13	IFAD	USD	19,306.1300	0.0000	0.0000	0.0000	19,306.1300	2,466,551.1688
14	JICA	JPY	20,389,221.0000	0.0000	0.0000	0.0000	20,389,221.0000	19,532,873.7180
15	KUWAIT	KWD	148,303.6000	0.0000	29,615.0500	12,344,737.4420	177,918.6500	74,103,117.7250

Sr. No.	Donor Short Name	Commit. Currency	Grace Period Interest Payment Position				Total	
			Upto Previous Month		Current Month			
			Amount In Commit. Currency	Amount In NPR Currency	Amount In Commit. Currency	Amount In NPR Currency	Amount in Commit. Currency	Amount In NPR Currency
16	OFID	USD	829,345.0400	0.0000	0.0000	0.0000	829,345.0400	105,957,122.3104
17	SAUDI	SAR	726,811.4500	0.0000	0.0000	0.0000	726,811.4500	24,726,125.5290
Grand Total			2,399,445,366.2700	0.0000	1,859,272.8800	268,072,921.8935	2,401,304,639.1500	19,188,079,063.6411



Government of Nepal

Ministry of Finance

Public Debt Management Office

Kathmandu, Nepal

Donor Wise Monthly Grace Period Interest Payment Summary

As on : 2079-Bhadra-31 16/09/2022

Fiscal Year: 2079/2080

Month: Bhadra

Sr. No.	Donor Short Name	Commit. Currency	Grace Period Interest Payment Position				Total	
			Upto Previous Month		Current Month		Amount in Commit. Currency	Amount In NPR Currency
			Amount In Commit. Currency	Amount In NPR Currency	Amount In Commit. Currency	Amount In NPR Currency		
1	ADB	SDR	15,744,555.8000	2,646,817,275.5380	159,206.1800	26,567,164.9851	15,903,761.9800	0.0000
2	ADB	USD	6,592,555.5600	842,264,898.3456	125,000.0000	15,928,750.0000	6,717,555.5600	858,637,951.6792
3	AIIB	USD	234,584.7800	29,970,551.4928	0.0000	0.0000	234,584.7800	29,984,626.5796
4	EBK	KRW	2,176,765,931.0000	212,017,001.6794	0.0000	0.0000	2,176,765,931.0000	198,956,406.0934
5	EBLCI	USD	13,500,609.3000	1,724,837,844.1680	0.0000	0.0000	13,500,609.3000	1,725,647,880.7260
6	EIB	EUR	0.0100	1.3021	0.0000	0.0000	0.0100	1.2747
7	EIB	USD	1,422,227.9000	181,703,836.5040	0.0000	0.0000	1,422,227.9000	181,789,170.1780
8	EIBC	CNY	96,332,963.9700	1,817,803,030.1139	0.0000	0.0000	96,332,963.9700	1,760,003,251.7319
9	IDA	EUR	505,599.0100	65,834,047.0921	174,823.1400	22,227,014.0196	680,422.1500	86,733,411.4605
10	IDA	SDR	67,022,210.7400	11,267,103,847.5014	2,144,192.9300	358,409,494.9967	69,166,403.6700	0.0000
11	IDA	USD	50,253.9900	6,420,449.7624	0.0000	0.0000	50,253.9900	6,423,465.0018
12	IFAD	SDR	990,544.8200	166,520,489.6902	0.0000	0.0000	990,544.8200	0.0000
13	IFAD	USD	19,306.1300	2,466,551.1688	0.0000	0.0000	19,306.1300	2,467,709.5366
14	JICA	JPY	20,389,221.0000	19,532,873.7180	0.0000	0.0000	20,389,221.0000	18,146,406.6900
15	KUWAIT	KWD	177,918.6500	74,103,117.7250	5,280.1740	2,184,460.7855	183,198.8240	75,785,689.5123

Sr. No.	Donor Short Name	Commit. Currency	Grace Period Interest Payment Position				Total	
			Upto Previous Month		Current Month			
			Amount In Commit. Currency	Amount In NPR Currency	Amount In Commit. Currency	Amount In NPR Currency	Amount in Commit. Currency	Amount In NPR Currency
16	OFID	USD	829,345.0400	105,957,122.3104	0.0000	0.0000	829,345.0400	106,006,883.0128
17	SAUDI	SAR	726,811.4500	24,726,125.5290	0.0000	0.0000	726,811.4500	24,711,589.3000
Grand Total			2,401,304,639.1500	19,188,079,063.6411	2,608,502.4240	425,316,884.7869	2,403,913,141.5740	5,075,294,442.7768



Government of Nepal

Ministry of Finance

Public Debt Management Office

Kathmandu, Nepal

Donor Wise Monthly Grace Period Interest Payment Summary

As on : 2079-Ashwin-31 17/10/2022

Fiscal Year: 2079/2080

Month: Ashwin

Sr. No.	Donor Short Name	Commit. Currency	Grace Period Interest Payment Position				Total	
			Upto Previous Month		Current Month		Amount in Commit. Currency	Amount In NPR Currency
			Amount In Commit. Currency	Amount In NPR Currency	Amount In Commit. Currency	Amount In NPR Currency		
1	ADB	SDR	15,903,761.9800	0.0000	368,805.9800	64,667,910.7098	16,272,567.9600	2,743,520,785.6633
2	ADB	USD	6,717,555.5600	858,637,951.6792	0.0000	0.0000	6,717,555.5600	887,187,562.8092
3	AIIB	USD	234,584.7800	29,984,626.5796	0.0000	0.0000	234,584.7800	30,981,611.8946
4	EBK	KRW	2,176,765,931.0000	198,956,406.0934	0.0000	0.0000	2,176,765,931.0000	199,391,759.2796
5	EBLCI	USD	13,500,609.3000	1,725,647,880.7260	0.0000	0.0000	13,500,609.3000	1,783,025,470.2510
6	EIB	EUR	0.0100	1.2747	0.0000	0.0000	0.0100	1.2839
7	EIB	USD	1,422,227.9000	181,789,170.1780	115,053.3100	15,269,875.3032	1,537,281.2100	203,028,729.4047
8	EIBC	CNY	96,332,963.9700	1,760,003,251.7319	0.0000	0.0000	96,332,963.9700	1,769,636,548.1289
9	IDA	EUR	680,422.1500	86,733,411.4605	0.0000	0.0000	680,422.1500	87,359,399.8385
10	IDA	SDR	69,166,403.6700	0.0000	999,095.7700	174,213,033.0042	70,165,499.4400	11,829,755,858.0352
11	IDA	USD	50,253.9900	6,423,465.0018	0.0000	0.0000	50,253.9900	6,637,044.4593
12	IFAD	SDR	990,544.8200	0.0000	0.0000	0.0000	990,544.8200	167,003,776.5079
13	IFAD	USD	19,306.1300	2,467,709.5366	39,487.1400	5,053,169.3058	58,793.2700	7,764,827.1689
14	JICA	JPY	20,389,221.0000	18,146,406.6900	0.0000	0.0000	20,389,221.0000	18,105,628.2480
15	KUWAIT	KWD	183,198.8240	75,785,689.5123	0.0000	0.0000	183,198.8240	77,960,259.5532

Sr. No.	Donor Short Name	Commit. Currency	Grace Period Interest Payment Position				Total	
			Upto Previous Month		Current Month			
			Amount In Commit. Currency	Amount In NPR Currency	Amount In Commit. Currency	Amount In NPR Currency	Amount in Commit. Currency	Amount In NPR Currency
16	OFID	USD	829,345.0400	106,006,883.0128	0.0000	0.0000	829,345.0400	109,531,599.4328
17	SAUDI	SAR	726,811.4500	24,711,589.3000	0.0000	0.0000	726,811.4500	25,547,422.4675
Grand Total			2,403,913,141.5740	5,075,294,442.7768	1,522,442.2000	259,203,988.3230	2,405,435,583.7740	19,946,438,284.4265



Government of Nepal

Ministry of Finance

Public Debt Management Office

Kathmandu, Nepal

Donor Wise Monthly Commitment Charge Payment Summary

As on : 2079-Shrawan-31 16/08/2022

Fiscal Year: 2079/2080

Month: Shrawan

Sr. No.	Donor Short Name	Commit. Currency	Commitment Charge Payment Position				Total	
			Upto Previous Month		Current Month		Amount in Commit. Currency	Amount In NPR Currency
			Amount In Commit. Currency	Amount In NPR Currency	Amount In Commit. Currency	Amount In NPR Currency		
1	AIIB	USD	141,174.9400	17,036,991.7592	0.0000	0.0000	141,174.9400	17,036,991.7592
2	EBLCI	USD	1,996,086.1800	235,893,434.6349	0.0000	0.0000	1,996,086.1800	235,893,434.6349
3	EIB	EUR	63,194.4400	8,214,645.2556	0.0000	0.0000	63,194.4400	8,214,645.2556
4	EIB	USD	40,935.0000	4,763,605.9500	0.0000	0.0000	40,935.0000	4,763,605.9500
5	EIBC	CNY	934,340.7200	16,763,484.0317	0.0000	0.0000	934,340.7200	16,763,484.0317
6	NDF	EUR	2,825.8900	344,101.5978	0.0000	0.0000	2,825.8900	344,101.5978
7	OFID	USD	2,421.1200	278,428.8000	0.0000	0.0000	2,421.1200	278,428.8000
Grand Total			3,180,978.2900	283,294,692.0292	0.0000	0.0000	3,180,978.2900	283,294,692.0292



Government of Nepal

Ministry of Finance

Public Debt Management Office

Kathmandu, Nepal

Donor Wise Monthly Commitment Charge Payment Summary

As on : 2079-Bhadra-31 16/09/2022

Fiscal Year: 2079/2080

Month: Bhadra

Sr. No.	Donor Short Name	Commit. Currency	Commitment Charge Payment Position				Total	
			Upto Previous Month		Current Month		Amount in Commit. Currency	Amount In NPR Currency
			Amount In Commit. Currency	Amount In NPR Currency	Amount In Commit. Currency	Amount In NPR Currency		
1	AIIB	USD	141,174.9400	17,036,991.7592	0.0000	0.0000	141,174.9400	17,036,991.7592
2	EBLCI	USD	1,996,086.1800	235,893,434.6349	135,830.7700	17,402,638.2524	2,131,916.9500	253,296,072.8873
3	EIB	EUR	63,194.4400	8,214,645.2556	0.0000	0.0000	63,194.4400	8,214,645.2556
4	EIB	USD	40,935.0000	4,763,605.9500	0.0000	0.0000	40,935.0000	4,763,605.9500
5	EIBC	CNY	934,340.7200	16,763,484.0317	0.0000	0.0000	934,340.7200	16,763,484.0317
6	NDF	EUR	2,825.8900	344,101.5978	0.0000	0.0000	2,825.8900	344,101.5978
7	OFID	USD	2,421.1200	278,428.8000	0.0000	0.0000	2,421.1200	278,428.8000
Grand Total			3,180,978.2900	283,294,692.0292	135,830.7700	17,402,638.2524	3,316,809.0600	300,697,330.2816



Government of Nepal

Ministry of Finance

Public Debt Management Office

Kathmandu, Nepal

Donor Wise Monthly Commitment Charge Payment Summary

As on : 2079-Ashwin-31 17/10/2022

Fiscal Year: 2079/2080

Month: Ashwin

Sr. No.	Donor Short Name	Commit. Currency	Commitment Charge Payment Position				Total	
			Upto Previous Month		Current Month		Amount in Commit. Currency	Amount In NPR Currency
			Amount In Commit. Currency	Amount In NPR Currency	Amount In Commit. Currency	Amount In NPR Currency		
1	AIIB	USD	141,174.9400	17,036,991.7592	0.0000	0.0000	141,174.9400	17,036,991.7592
2	EBLCI	USD	2,131,916.9500	253,296,072.8873	0.0000	0.0000	2,131,916.9500	253,296,072.8873
3	EIB	EUR	63,194.4400	8,214,645.2556	0.0000	0.0000	63,194.4400	8,214,645.2556
4	EIB	USD	40,935.0000	4,763,605.9500	0.0000	0.0000	40,935.0000	4,763,605.9500
5	EIBC	CNY	934,340.7200	16,763,484.0317	0.0000	0.0000	934,340.7200	16,763,484.0317
6	NDF	EUR	2,825.8900	344,101.5978	0.0000	0.0000	2,825.8900	344,101.5978
7	OFID	USD	2,421.1200	278,428.8000	0.0000	0.0000	2,421.1200	278,428.8000
Grand Total			3,316,809.0600	300,697,330.2816	0.0000	0.0000	3,316,809.0600	300,697,330.2816