

# Quarterly Debt Position

4<sup>th</sup> Quarter of FY 2078/79

As on 2079 Ashad, 32 (July 16, 2022)



Government of Nepal  
Ministry of Finance  
Public Debt Management Office  
Naxal, Kathmandu



Government of Nepal  
Ministry of Finance  
**Public Debt Management Office**  
Naxal, Kathmandu

Quarterly Debt Position of  
Government of Nepal (GoN)  
[4<sup>th</sup> Quarter of FY 2078/79 as on 2079/03/32 (July 16, 2022)]

### 1. Debt Position

The total government debt has reached to NPR 2,011.95 billion at the end of the 4<sup>th</sup> quarter of F/Y 2078/79 (July 16, 2022). Out of this amount, external debt is NPR 1025.84 billion and internal debt consists NPR 986.10 billion. The total outstanding debt of Government of Nepal for the 4<sup>th</sup> quarter of F/Y 2078/79 has increased by 8.65 percent during the period. External debt has increased by 5.47 percent and internal debt has increased by 12.16 percent. (Table 1).

Table no. 1  
Debt Position: Total Outstanding Debt

(NPR in 10 millions)

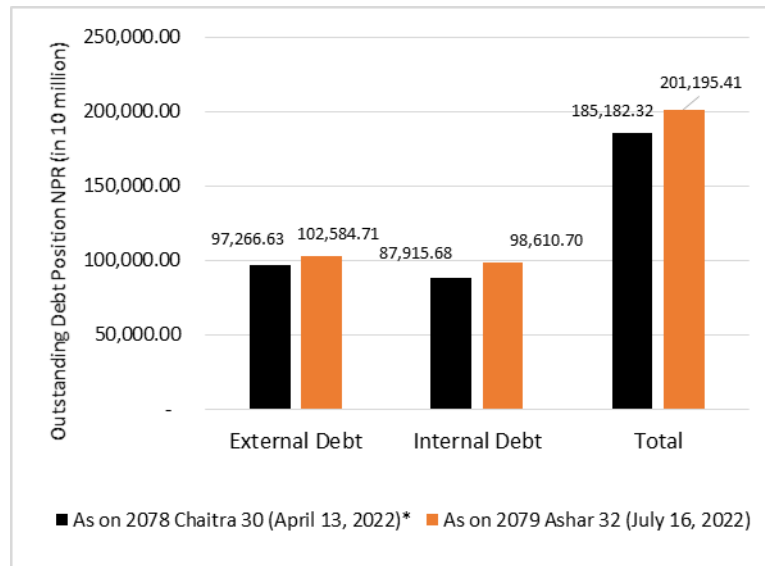
Debt	As on 2078 Chaitra 30 (April 13, 2022)*	Transactions during the Quarter (Net)	As on 2079 Ashar 32 (July 16, 2022)	Change Percentage
External Debt	97,266.635	5,318.077	102,584.711	5.468
Internal Debt	87,915.681	10,695.023	98,610.704	12.165
<b>Total</b>	<b>185,182.316</b>	<b>16,013.099</b>	<b>201,195.415</b>	<b>8.647</b>

\*includes 2.6216 billion IMF Value Adjustment and revaluation on 29 April, 2022.

\*External debt on April 13, 2022 is revised.

During this quarter, total increment of internal debt is NPR 106.95 billion whereas external debt is increased by NPR 53.18 billion. The total outstanding debt is depicted in following Chart no. 1.

**Chart no. 1**  
**Debt Position: Total Outstanding Debt**



Debt receipt of external debt during this quarter is NPR. 40.33 billion. Principal repayment consists of NPR 9.22 billion. Debt receipt of internal debt is NPR 125.82 billion during the quarter. Repayment during the quarter is NPR 18.08 billion for internal debt.

Others include fluctuation in exchange rate has resulted in exchange loss of NPR 22.07 billion during this quarter. Equivalent USD outstanding positing can be found in Annex on report "Donor wise outstanding external debt (In CCY, NPR & USD)".

**Table no. 1.1**  
**Transactions during the Quarter**  
for the period 2078 Chaitra 30 to 2079 Ashar 32

(NPR in 10 millions)

Debt	Debt Receipt (A)	Principal Repayment (B)	Others (Exchange gain/(loss)) (C)	Net transaction D=A-B-C
External Debt	4,033.283	922.341	(2,207.134)	5,318.077
Internal Debt	12,582.386	1,808.367	78.997	10,695.023
<b>Total</b>	<b>16,615.669</b>	<b>2,730.707</b>	<b>(2,128.137)</b>	<b>16,013.099</b>

Note: Other of internal debt includes IMF valuation adjustment of Rs 78,99,69,465.85

**Note:** Exchange rate for the 13 April 2022 is \$1= NPR 122.12 and for the 16 July 2022 is \$1= NPR 128.11 resulting to an exchange loss. Corresponding effect on exchange rate in other commitment currency is also observed.

## 2. Debt to GDP Ratio

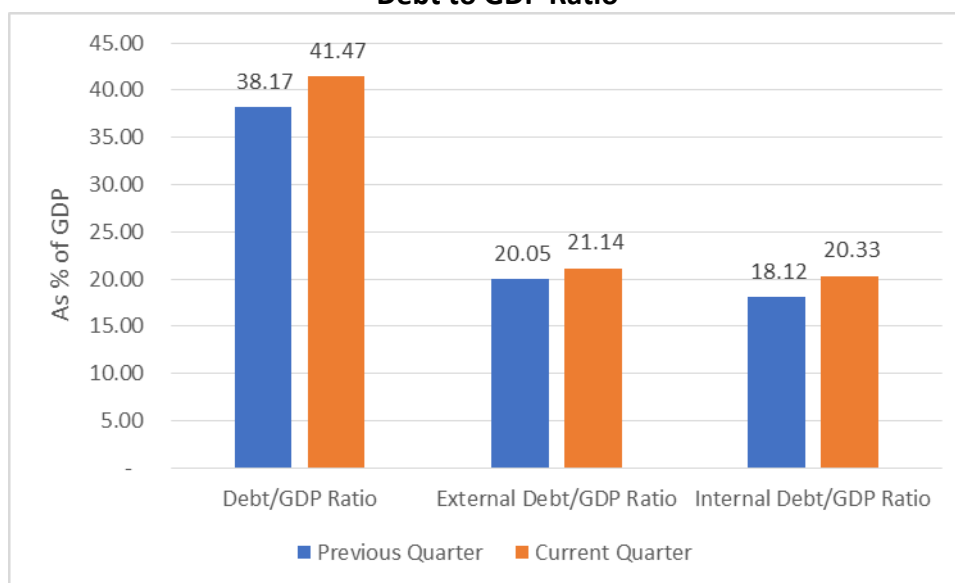
At the end of 4<sup>th</sup> quarter of FY 2078/79, the total debt to GDP ratio was 41.47 percent whereas external debt to GDP ratio was 21.14 percent and for internal debt to GDP ratio was 20.32 percent. During the Third quarter of FY 2078/79 (Chaitra 30), the debt to GDP ratio was 38.16 percent consisting of 20.04 percent on external debt and 18.12 percent on internal debt.

**Table no. 2**  
**Debt to GDP Ratio (Percent)**

	<b>Previous Quarter</b> <b>Percent of GDP</b> as on 2078 Chaitra 30 (April 13, 2022)	<b>Current Quarter</b> <b>Percent of GDP</b> on 2079 Ashar 32 (July 16, 2022)
<b>Total Debt</b>	<b>38.169</b>	<b>41.470</b>
External Debt	20.048	21.144
Internal Debt	18.121	20.325
<b>GDP (in billions)</b>	<b>4,851.620</b>	<b>4,851.620</b>

GDP Source: Central Bureau of Statistics

**Chart No. 2**  
**Debt to GDP Ratio**



## 3. Receipt of Debt

The total receipt of debt as of the 4<sup>th</sup> quarter of Fiscal Year 2078/79 is NPR 166.15 billion. Out of which NPR 40.33 billion is received from external sources and NPR 125.82 billion is from internal sources. Out of external debt, 92.81 percent i.e. NPR 37.43 billion is received from multilateral sources and rest 7.18 percent i.e. NPR 2.89 is from bilateral sources. During this quarter, total internal debt is received from new issue of treasury bills of NPR 53.91 billion and

development bonds and others of NPR 71.90 billion. The rollover of treasury bills (domestic borrowings) is not considered as new issue.

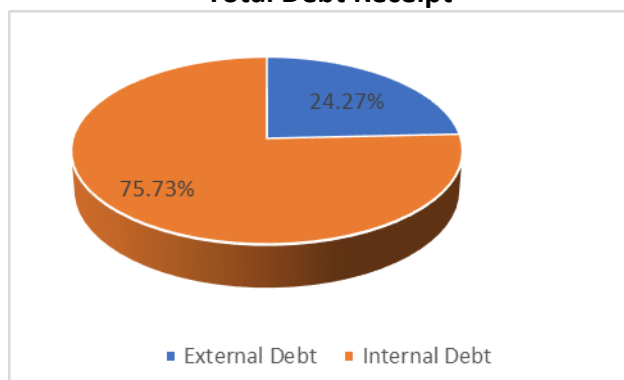
**Table no. 3**  
**Receipt of Debt during 4th Quarter**  
**As on 2079 Ashar 32 (July 16, 2022)**

(NPR in 10 millions)

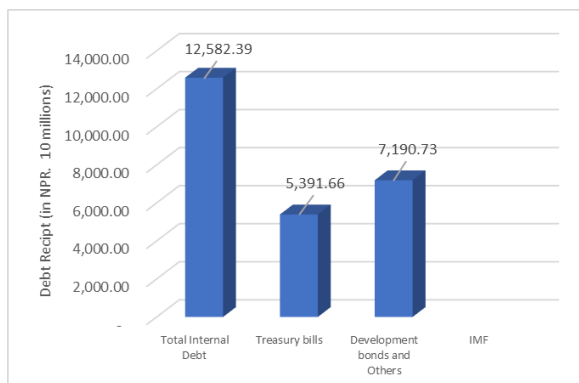
S.N.	Description	Amount	Percentage
<b>1</b>	<b>External Debt</b>	<b>4,033.283</b>	<b>100.000</b>
1.1	Multilateral	3,743.649	92.819
1.2	Bilateral	289.634	7.181
<b>2</b>	<b>Internal Debt</b>	<b>12,582.386</b>	<b>100.000</b>
2.1	Treasury bills	5,391.660	42.851
2.2	Development bonds and Others	7,190.726	57.149
	<b>Total</b>	<b>16,615.669</b>	

Total debt receipt is presented in chart 3 whereas internal debt and external debt receipt is presented in chart 4 and chart 5 respectively.

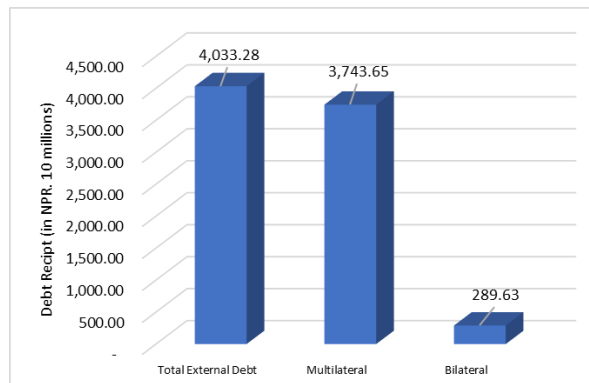
**Chart No. 3**  
**Total Debt Receipt**



**Chart No. 4**  
**Internal Debt**



**Chart No. 5**  
**External Debt**



#### 4. Debt Service

Status of debt servicing in this quarter is depicted in the Table 4. Total debt servicing during the 4<sup>th</sup> quarter of Fiscal Year 2078/79 is NPR 43.43 billion. Out of which NPR 32.08 billion i.e., 73.87 percent is for internal debt and remaining NPR 11.34 billion i.e., 26.12 percent is for external debt.

**Table no. 4**  
**Debt Servicing during the Quarter**  
As on 2079 Ashar 32 (July 16, 2022)

(NPR in 10 millions)

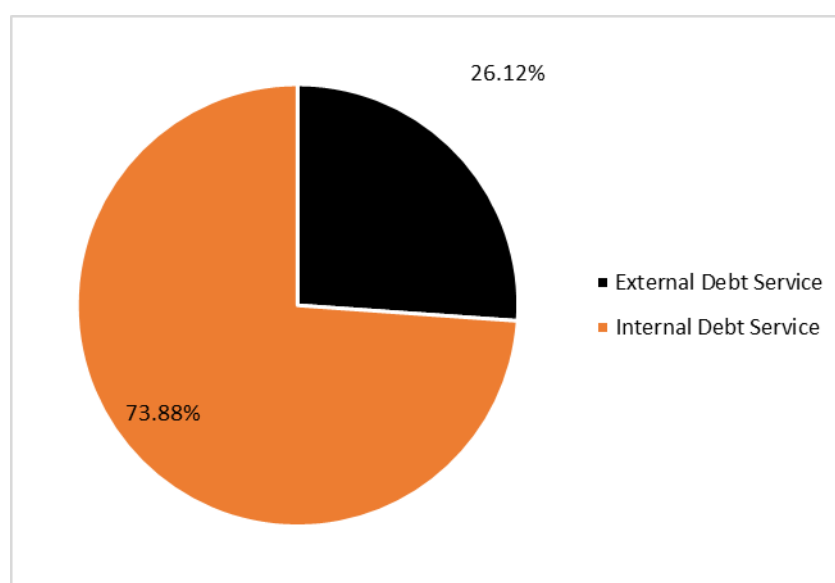
S.N.	Description	Principal Repayment	Interest Payment*	Total	Percent
1	External Debt	922.341	212.248	1,134.588	26.123
2	Internal Debt	1,808.367	1,400.217	3,208.584	73.877
	<b>Total</b>	<b>2,730.707</b>	<b>1,612.465</b>	<b>4,343.172</b>	<b>100.000</b>

\* 1) Interest payment of external debt includes grace period interest payment and commitment charges payment.

2) Interest payment of internal debt includes commission payment.

In regard to principal repayment, NPR 9.22 billion has been repaid to the external creditors and NPR 18.08 billion to the internal creditors during the 4<sup>th</sup> quarter. Hence, total repayment of principal amounts to NPR 27.30 billion. The total payment of interest is NPR 16.12 billion. Out of which NPR 2.12 billion and NPR 14.01 billion has been paid to external and internal creditors respectively. Percentage of debt servicing is presented in Chart 6.

**Chart No. 6**  
**Debt Servicing**  
As on 2079 Ashar 32 (July 16, 2022)



Likewise interest payment, commitment charge and commission are also paid. Commitment charge are paid for external debt and commission are paid for internal debt. Detailed breakdown of interest and other payment is provided in table 5.

**Table no. 5**  
**Interest and other payments during the quarter**  
**for the quarter as of 2079 Ashar 32 (July 16, 2022)**

(NPR in 10 millions)

<b>Fiscal Year</b>	<b>Baisakh</b>	<b>Jestha</b>	<b>Ashar</b>	<b>Total</b>
<b>External</b>				
Interest	28.288	34.646	61.909	124.843
Grace Period Interest	26.625	30.991	28.968	86.584
<b>Interest (Total)</b>	<b>54.913</b>	<b>65.636</b>	<b>90.877</b>	<b>211.426</b>
Commitment Charge	-	0.821	-	0.821
<b>Total (External)</b>	<b>54.913</b>	<b>66.458</b>	<b>90.877</b>	<b>212.248</b>
<b>Internal</b>				
Interest	557.711	469.667	367.381	1,394.759
Commision	4.956	-	0.502	5.458
<b>Total (Internal)</b>	<b>562.667</b>	<b>469.667</b>	<b>367.883</b>	<b>1,400.217</b>
<b>Grand Total</b>	<b>617.580</b>	<b>536.125</b>	<b>458.760</b>	<b>1,612.465</b>

- This report is based on the data received up to Asar 32, 2079.

Prepared by  
Basanta Raj Poudel  
Account Officer

Verified by  
Dinesh Regmi  
Under Secretary

Verified by  
Hira Neupane  
Under Secretary

Verified by  
Dr. Dilli Raj Aryal  
Senior Statistician

Approved by  
Chief  
Mukti Prasad Pandey  
Public Debt Management Office

**List of Annexes**

1. Donor wise Outstanding External Debt (in commitment currency , NPR & USD)
2. Donor Wise Monthly Disbursement Summary (For Baisakh, Jestha and Ashar)
3. Donor Wise Monthly Principal Re-Payment Summary (For Baisakh, Jestha and Ashar)
4. Donor Wise Monthly Interest Payment Summary (For Baisakh, Jestha and Ashar)
5. Donor Wise Monthly Grace Period Interest Payment Summary (For Baisakh, Jestha and Ashar)
6. Donor Wise Monthly Commitment Charge Payment Summary (For Baisakh, Jestha and Ashar)





Government of Nepal  
Ministry of Finance

## Public Debt Management Office

Kathmandu, Nepal

### Donorwise Outstanding External Debt (in commitment currency , NPR & USD)

As on :2079-Ashadh-31 15/07/2022

Fiscal Year:2078/2079

Month:Ashadh

Sr. No.	Donor Type	Donor	Commit. Currency	Amount (Commitment CCY)	NPR Amount	USD Amount
	Bilateral					
1		BELGIUM	EUR	4,468,039.2700	573,294,118.7337	4,475,014.5869
2		EBK	KRW	61,447,549,050.0000	5,972,701,767.6600	46,621,667.0647
3		EBLCI	USD	283,808,160.5700	36,358,663,450.6227	283,808,160.5700
4		EIBC	CNY	1,858,723,913.6900	35,297,167,120.9731	275,522,341.1207
5		JICA	JPY	53,029,203,055.0000	48,892,925,216.7100	381,647,999.5060
6		KUWAIT	KWD	3,538,311.6400	1,470,734,616.2824	11,480,248.3513
7		NBF	EUR	1,086,764.8400	139,442,796.6204	1,088,461.4520
8		SAUDI	SAR	78,494,529.9400	2,679,018,306.8522	20,911,859.3931
Total of Bilateral					131,383,947,394.4545	1,025,555,752.0447
	Multilateral					
1		AiIB	USD	280,750.0000	35,966,882.5000	280,750.0000
2		ADB	USD	544,514,622.3800	69,757,768,273.1018	544,514,622.3800
3		IDA	EUR	345,000.0000	44,266,950.0000	345,538.5996
4		NDF	EUR	14,164,255.8300	1,817,415,665.5473	14,186,368.4767
5		OFID	USD	64,361,573.6000	8,245,361,193.8960	64,361,573.6000
6		IDA	SDR	2,999,765,897.2100	503,180,731,598.0054	3,927,724,077.7301
7		IDA	USD	50,564,880.3300	6,477,866,819.0763	50,564,880.3300
8		IFAD	SDR	54,284,062.9800	9,105,608,724.2652	71,076,486.8025
9		IFAD	USD	8,421,761.7500	1,078,911,897.7925	8,421,761.7500
10		IMF	SDR	260,355,000.0000	43,671,947,700.0000	340,894,135.5085

Sr. No.	Donor Type	Donor	Commit. Currency	Amount (Commitment CCY)	NPR Amount	USD Amount
11		EEC	DKK	317,712.2500	5,477,359.1900	42,755.1260
12		EEC	EUR	1,121,268.7000	143,869,986.8970	1,123,019.1780
13		EEC	GBP	311,327.8700	47,200,418.3707	368,436.6433
14		EIB	USD	43,683,687.0600	5,596,317,149.2566	43,683,687.0600
15		ADB	SDR	1,462,110,729.0300	245,254,453,687.4922	1,914,405,227.4412
Total of Multilateral					894,463,164,305.3910	6,981,993,320.6259
	Grand Total				1,025,847,111,699.8455	8,007,549,072.6706



Government of Nepal

Ministry of Finance

# Public Debt Management Office

Kathmandu, Nepal

## Donor Wise Monthly Disbursement Summary

As on : 2079-Baisakh-30 13/05/2022

Fiscal Year: 2078/2079

Month: Baisakh

Sr. No.	Donor Short Name	Commit. Currency	Disbursement Position upto Previous Month		Disbursement Position (Current Month)		Total	
			Amount In Commit. Currency	Amount In NPR Currency	Amount In Commit. Currency	Amount In NPR Currency	Amount in Commit. Currency	Amount In NPR Currency
Donor Type			Bilateral					
1	AUSTRIA	EUR	4,279,799.1400	530,737,891.3500	0.0000	0.0000	4,279,799.1400	530,737,891.3500
2	BELGIUM	EUR	17,164,024.3500	2,128,510,659.6400	0.0000	0.0000	17,164,024.3500	2,128,510,659.6400
3	EBK	KRW	75,613,759,770.0000	7,135,569,455.6700	0.0000	0.0000	75,613,759,770.0000	7,135,569,455.6700
4	EBLCI	USD	378,446,464.9700	42,682,745,361.2300	3,479,276.4500	424,183,878.6200	381,925,741.4200	43,106,929,239.8500
5	EIBC	CNY	1,956,558,536.8700	32,419,442,774.0600	0.0000	0.0000	1,956,558,536.8700	32,419,442,774.0600
6	JICA	JPY	85,692,607,247.0000	86,956,468,545.4500	22,809,647.0000	21,445,149.3600	85,715,416,894.0000	86,977,913,694.8100
7	KUWAIT	KWD	4,870,392.0000	1,826,511,037.0600	0.0000	0.0000	4,870,392.0000	1,826,511,037.0600
8	NBF	EUR	48,509,744.8300	6,015,693,456.4200	0.0000	0.0000	48,509,744.8300	6,015,693,456.4200
9	SAUDI	SAR	123,291,234.2600	3,752,471,981.0500	0.0000	0.0000	123,291,234.2600	3,752,471,981.0500
Total of Bilateral			163,839,487,213.4200	183,448,151,161.9300	26,288,923.4500	445,629,027.9800	163,865,776,136.8700	183,893,780,189.9100
Donor Type			Multilateral					
1	ADB	SDR	2,324,259,678.7600	355,016,680,511.6800	4,022,734.1100	666,164,607.2200	2,328,282,412.8700	355,682,845,118.9000
2	ADB	USD	523,395,482.7200	62,383,746,683.5700	5,338,072.1400	651,184,172.2000	528,733,554.8600	63,034,930,855.7700
3	AIIB	USD	280,750.0000	33,367,137.5000	0.0000	0.0000	280,750.0000	33,367,137.5000
4	EEC	DKK	1,528,000.0000	25,202,832.0000	0.0000	0.0000	1,528,000.0000	25,202,832.0000

Sr. No.	Donor Short Name	Commit. Currency	Disbursement Position upto Previous Month		Disbursement Position (Current Month)		Total	
			Amount In Commit. Currency	Amount In NPR Currency	Amount In Commit. Currency	Amount In NPR Currency	Amount in Commit. Currency	Amount In NPR Currency
5	EEC	EUR	5,391,372.4200	669,903,901.7800	0.0000	0.0000	5,391,372.4200	669,903,901.7800
6	EEC	GBP	1,503,200.0000	208,267,758.7200	0.0000	0.0000	1,503,200.0000	208,267,758.7200
7	EIB	USD	43,920,450.3000	4,933,077,662.7000	0.0000	0.0000	43,920,450.3000	4,933,077,662.7000
8	IDA	EUR	345,000.0000	47,703,150.0000	0.0000	0.0000	345,000.0000	47,703,150.0000
9	IDA	SDR	3,352,522,087.3700	520,132,468,262.4100	7,255,734.0500	1,197,204,161.0200	3,359,777,821.4200	521,329,672,423.4300
10	IDA	USD	262,068,035.4400	28,773,213,359.2100	0.0000	0.0000	262,068,035.4400	28,773,213,359.2100
11	IFAD	SDR	95,356,522.9800	14,469,441,586.9500	0.0000	0.0000	95,356,522.9800	14,469,441,586.9500
12	IFAD	USD	18,088,261.7400	2,058,284,260.9300	0.0000	0.0000	18,088,261.7400	2,058,284,260.9300
13	IMF	SDR	271,050,000.0000	43,943,635,322.8900	0.0000	0.0000	271,050,000.0000	43,943,635,322.8900
14	NDF	EUR	25,337,128.3600	2,528,744,995.7400	0.0000	0.0000	25,337,128.3600	2,528,744,995.7400
15	OFID	USD	139,187,160.5500	15,590,415,681.6100	0.0000	0.0000	139,187,160.5500	15,590,415,681.6100
Total of Multilateral			7,064,233,130.6400	1,050,814,153,107.6900	16,616,540.3000	2,514,552,940.4400	7,080,849,670.9400	1,053,328,706,048.1300
Grand Total			170,903,720,344.0600	1,234,262,304,269.6200	42,905,463.7500	2,960,181,968.4200	170,946,625,807.8100	1,237,222,486,238.0400



Government of Nepal

Ministry of Finance

# Public Debt Management Office

Kathmandu, Nepal

## Donor Wise Monthly Disbursement Summary

As on : 2079-Jestha-31 14/06/2022

Fiscal Year: 2078/2079

Month: Jestha

Sr. No.	Donor Short Name	Commit. Currency	Disbursement Position upto Previous Month		Disbursement Position (Current Month)		Total	
			Amount In Commit. Currency	Amount In NPR Currency	Amount In Commit. Currency	Amount In NPR Currency	Amount in Commit. Currency	Amount In NPR Currency
Donor Type			Bilateral					
1	AUSTRIA	EUR	4,279,799.1400	530,737,891.3500	0.0000	0.0000	4,279,799.1400	530,737,891.3500
2	BELGIUM	EUR	17,164,024.3500	2,128,510,659.6400	0.0000	0.0000	17,164,024.3500	2,128,510,659.6400
3	EBK	KRW	75,613,759,770.0000	7,135,569,455.6700	0.0000	0.0000	75,613,759,770.0000	7,135,569,455.6700
4	EBLCI	USD	381,925,741.4200	43,106,929,239.8500	4,065,074.0300	504,412,026.3900	385,990,815.4500	43,611,341,266.2400
5	EIBC	CNY	1,956,558,536.8700	32,419,442,774.0600	0.0000	0.0000	1,956,558,536.8700	32,419,442,774.0600
6	JICA	JPY	85,715,416,894.0000	86,977,913,694.8100	510,297,122.0000	480,779,187.7600	86,225,714,016.0000	87,458,692,882.5700
7	KUWAIT	KWD	4,870,392.0000	1,826,511,037.0600	0.0000	0.0000	4,870,392.0000	1,826,511,037.0600
8	NBF	EUR	48,509,744.8300	6,015,693,456.4200	0.0000	0.0000	48,509,744.8300	6,015,693,456.4200
9	SAUDI	SAR	123,291,234.2600	3,752,471,981.0500	0.0000	0.0000	123,291,234.2600	3,752,471,981.0500
Total of Bilateral			163,865,776,136.8700	183,893,780,189.9100	514,362,196.0300	985,191,214.1500	164,380,138,332.9000	184,878,971,404.0600
Donor Type			Multilateral					
1	ADB	SDR	2,328,282,412.8700	355,682,845,118.9000	5,132,696.7700	856,016,429.9000	2,333,415,109.6400	356,538,861,548.8000
2	ADB	USD	528,733,554.8600	63,034,930,855.7700	2,865,671.6600	355,153,711.3900	531,599,226.5200	63,390,084,567.1600
3	AIIB	USD	280,750.0000	33,367,137.5000	0.0000	0.0000	280,750.0000	33,367,137.5000
4	EEC	DKK	1,528,000.0000	25,202,832.0000	0.0000	0.0000	1,528,000.0000	25,202,832.0000

Sr. No.	Donor Short Name	Commit. Currency	Disbursement Position upto Previous Month		Disbursement Position (Current Month)		Total	
			Amount In Commit. Currency	Amount In NPR Currency	Amount In Commit. Currency	Amount In NPR Currency	Amount in Commit. Currency	Amount In NPR Currency
5	EEC	EUR	5,391,372.4200	669,903,901.7800	0.0000	0.0000	5,391,372.4200	669,903,901.7800
6	EEC	GBP	1,503,200.0000	208,267,758.7200	0.0000	0.0000	1,503,200.0000	208,267,758.7200
7	EIB	USD	43,920,450.3000	4,933,077,662.7000	0.0000	0.0000	43,920,450.3000	4,933,077,662.7000
8	IDA	EUR	345,000.0000	47,703,150.0000	0.0000	0.0000	345,000.0000	47,703,150.0000
9	IDA	SDR	3,359,777,821.4200	521,329,672,423.4300	147,595,066.4400	24,617,604,704.5300	3,507,372,887.8600	545,947,277,127.9600
10	IDA	USD	262,068,035.4400	28,773,213,359.2100	0.0000	0.0000	262,068,035.4400	28,773,213,359.2100
11	IFAD	SDR	95,356,522.9800	14,469,441,586.9500	0.0000	0.0000	95,356,522.9800	14,469,441,586.9500
12	IFAD	USD	18,088,261.7400	2,058,284,260.9300	0.0000	0.0000	18,088,261.7400	2,058,284,260.9300
13	IMF	SDR	271,050,000.0000	43,943,635,322.8900	0.0000	0.0000	271,050,000.0000	43,943,635,322.8900
14	NDF	EUR	25,337,128.3600	2,528,744,995.7400	0.0000	0.0000	25,337,128.3600	2,528,744,995.7400
15	OFID	USD	139,187,160.5500	15,590,415,681.6100	0.0000	0.0000	139,187,160.5500	15,590,415,681.6100
Total of Multilateral			7,080,849,670.9400	1,053,328,706,048.1300	155,593,434.8700	25,828,774,845.8200	7,236,443,105.8100	1,079,157,480,893.9500
Grand Total			170,946,625,807.8100	1,237,222,486,238.0400	669,955,630.9000	26,813,966,059.9700	171,616,581,438.7100	1,264,036,452,298.0100



Government of Nepal

Ministry of Finance

# Public Debt Management Office

Kathmandu, Nepal

## Donor Wise Monthly Disbursement Summary

As on : 2079-Ashadh-31 15/07/2022

Fiscal Year: 2078/2079

Month: Ashadh

			Disbursement Position upto Previous Month		Disbursement Position (Current Month)		Total	
Sr. No.	Donor Short Name	Commit. Currency	Amount In Commit. Currency	Amount In NPR Currency	Amount In Commit. Currency	Amount In NPR Currency	Amount in Commit. Currency	Amount In NPR Currency
Donor Type			Bilateral					
1	AUSTRIA	EUR	4,279,799.1400	530,737,891.3500	0.0000	0.0000	4,279,799.1400	530,737,891.3500
2	BELGIUM	EUR	17,164,024.3500	2,128,510,659.6400	0.0000	0.0000	17,164,024.3500	2,128,510,659.6400
3	EBK	KRW	75,613,759,770.0000	7,135,569,455.6700	0.0000	0.0000	75,613,759,770.0000	7,135,569,455.6700
4	EBLCI	USD	385,990,815.4500	43,611,341,266.2400	8,392,795.5900	1,045,745,710.8700	394,383,611.0400	44,657,086,977.1100
5	EIBC	CNY	1,956,558,536.8700	32,419,442,774.0600	0.0000	0.0000	1,956,558,536.8700	32,419,442,774.0600
6	JICA	JPY	86,225,714,016.0000	87,458,692,882.5700	453,245,977.0000	419,776,695.6700	86,678,959,993.0000	87,878,469,578.2400
7	KUWAIT	KWD	4,870,392.0000	1,826,511,037.0600	0.0000	0.0000	4,870,392.0000	1,826,511,037.0600
8	NBF	EUR	48,509,744.8300	6,015,693,456.4200	0.0000	0.0000	48,509,744.8300	6,015,693,456.4200
9	SAUDI	SAR	123,291,234.2600	3,752,471,981.0500	0.0000	0.0000	123,291,234.2600	3,752,471,981.0500
Total of Bilateral			164,380,138,332.9000	184,878,971,404.0600	461,638,772.5900	1,465,522,406.5400	164,841,777,105.4900	186,344,493,810.6000
Donor Type			Multilateral					
1	ADB	SDR	2,333,415,109.6400	356,538,861,548.8000	19,477,308.4500	3,249,278,603.3800	2,352,892,418.0900	359,788,140,152.1800
2	ADB	USD	531,599,226.5200	63,390,084,567.1600	12,915,395.8600	1,624,513,121.9500	544,514,622.3800	65,014,597,689.1100
3	AIIB	USD	280,750.0000	33,367,137.5000	0.0000	0.0000	280,750.0000	33,367,137.5000
4	EEC	DKK	1,528,000.0000	25,202,832.0000	0.0000	0.0000	1,528,000.0000	25,202,832.0000

Sr. No.	Donor Short Name	Commit. Currency	Disbursement Position upto Previous Month		Disbursement Position (Current Month)		Total	
			Amount In Commit. Currency	Amount In NPR Currency	Amount In Commit. Currency	Amount In NPR Currency	Amount in Commit. Currency	Amount In NPR Currency
5	EEC	EUR	5,391,372.4200	669,903,901.7800	0.0000	0.0000	5,391,372.4200	669,903,901.7800
6	EEC	GBP	1,503,200.0000	208,267,758.7200	0.0000	0.0000	1,503,200.0000	208,267,758.7200
7	EIB	USD	43,920,450.3000	4,933,077,662.7000	0.0000	0.0000	43,920,450.3000	4,933,077,662.7000
8	IDA	EUR	345,000.0000	47,703,150.0000	0.0000	0.0000	345,000.0000	47,703,150.0000
9	IDA	SDR	3,507,372,887.8600	545,947,277,127.9600	52,267,837.7200	4,205,739,595.3000	3,559,640,725.5800	550,153,016,723.2600
10	IDA	USD	262,068,035.4400	28,773,213,359.2100	0.0000	0.0000	262,068,035.4400	28,773,213,359.2100
11	IFAD	SDR	95,356,522.9800	14,469,441,586.9500	0.0000	0.0000	95,356,522.9800	14,469,441,586.9500
12	IFAD	USD	18,088,261.7400	2,058,284,260.9300	0.0000	0.0000	18,088,261.7400	2,058,284,260.9300
13	IMF	SDR	271,050,000.0000	43,943,635,322.8900	0.0000	0.0000	271,050,000.0000	43,943,635,322.8900
14	NDF	EUR	25,337,128.3600	2,528,744,995.7400	0.0000	0.0000	25,337,128.3600	2,528,744,995.7400
15	OFID	USD	139,187,160.5500	15,590,415,681.6100	108,122.1400	13,626,633.3000	139,295,282.6900	15,604,042,314.9100
Total of Multilateral			7,236,443,105.8100	1,079,157,480,893.9500	84,768,664.1700	9,093,157,953.9300	7,321,211,769.9800	1,088,250,638,847.8800
Grand Total			171,616,581,438.7100	1,264,036,452,298.0100	546,407,436.7600	10,558,680,360.4700	172,162,988,875.4700	1,274,595,132,658.4800





Government of Nepal

Ministry of Finance

# Public Debt Management Office

Kathmandu, Nepal

## Donor Wise Monthly Principal Re-Payment Summary

As on : 2079-Baisakh-30 13/05/2022

Fiscal Year: 2078/2079

Month: Baisakh

Sr. No.	Donor Short Name	Commit. Currency	Principal Payment Position (up to previous month)		Principal Payment Position (Current Month)		Total	
			Amount In Commit. Currency	Amount In NPR Currency	Amount In Commit. Currency	Amount In NPR Currency	Amount in Commit. Currency	Amount In NPR Currency
Donor Type			Bilateral					
1	AUSTRIA	EUR	4,279,799.1400	490,749,274.8530	0.0000	0.0000	4,279,799.1400	490,749,274.8530
2	BELGIUM	EUR	12,695,985.0800	1,482,724,451.5654	0.0000	0.0000	12,695,985.0800	1,482,724,451.5654
3	EBK	KRW	11,917,723,060.0000	436,052,163,312.4000	1,573,018,000.0000	155,728,782.0000	13,490,741,060.0000	436,207,892,094.4000
4	EBLCI	USD	107,349,644.0200	12,219,487,778.2270	3,225,806.4500	401,225,806.2510	110,575,450.4700	12,620,713,584.4780
5	EIBC	CNY	97,834,623.1800	1,828,827,681.5438	0.0000	0.0000	97,834,623.1800	1,828,827,681.5438
6	JICA	JPY	33,148,440,195.0000	2,428,029,482,653.8200	326,075,000.0000	312,053,775.0000	33,474,515,195.0000	2,428,341,536,428.8200
7	KUWAIT	KWD	1,295,080.3600	309,731,396.3856	0.0000	0.0000	1,295,080.3600	309,731,396.3856
8	NBF	EUR	47,422,979.9900	5,387,271,931.2455	0.0000	0.0000	47,422,979.9900	5,387,271,931.2455
9	SAUDI	SAR	44,796,704.3200	1,799,136,534.5075	0.0000	0.0000	44,796,704.3200	1,799,136,534.5075
Total of Bilateral			45,381,838,071.0900	2,887,599,575,014.5478	1,902,318,806.4500	869,008,363.2510	47,284,156,877.5400	2,888,468,583,377.7988
Donor Type			Multilateral					
10	ADB	SDR	864,483,100.0600	94,939,734,274.0008	5,854,280.0000	1,002,767,510.5428	870,337,380.0600	95,942,501,784.5436
11	EEC	DKK	1,187,367.7500	130,049,160.5456	22,920.0000	443,298.9249	1,210,287.7500	130,492,459.4705
12	EEC	EUR	4,189,372.6000	458,791,103.3698	80,731.1200	11,370,438.2584	4,270,103.7200	470,161,541.6282
13	EEC	GBP	1,169,324.1300	128,079,252.0728	22,548.0000	3,891,494.5082	1,191,872.1300	131,970,746.5810

Sr. No.	Donor Short Name	Commit. Currency	Principal Payment Position (up to previous month)		Principal Payment Position (Current Month)		Total	
			Amount In Commit. Currency	Amount In NPR Currency	Amount In Commit. Currency	Amount In NPR Currency	Amount in Commit. Currency	Amount In NPR Currency
14	EIB	USD	236,763.2400	28,738,322.0712	0.0000	0.0000	236,763.2400	28,738,322.0712
15	IDA	SDR	539,709,347.3400	59,341,260,030.9576	8,361,607.8800	1,430,636,461.9737	548,070,955.2200	60,771,896,492.9313
16	IDA	USD	209,593,803.1100	22,984,648,723.7051	450,000.0000	55,165,500.0000	210,043,803.1100	23,039,814,223.7051
17	IFAD	SDR	40,018,902.0000	4,382,856,507.5143	182,492.0000	31,166,418.8465	40,201,394.0000	4,414,022,926.3608
18	IFAD	USD	9,522,499.9900	1,044,278,898.9004	144,000.0000	17,889,120.0000	9,666,499.9900	1,062,168,018.9004
19	IMF	SDR	10,695,000.0000	1,269,211,300.0000	0.0000	0.0000	10,695,000.0000	1,269,211,300.0000
20	NDF	EUR	10,660,936.8300	1,292,160,178.3625	511,935.7000	66,157,450.5110	11,172,872.5300	1,358,317,628.8735
21	OFID	USD	72,275,329.0900	8,020,100,542.5167	666,660.0000	81,459,185.4000	72,941,989.0900	8,101,559,727.9167
Total of Multilateral			1,763,741,746.1400	194,019,908,294.0168	16,297,174.7000	2,700,946,878.9655	1,780,038,920.8400	196,720,855,172.9823
Grand Total			47,145,579,817.2300	3,081,619,483,308.5646	1,918,615,981.1500	3,569,955,242.2165	49,064,195,798.3800	3,085,189,438,550.7811



Government of Nepal

Ministry of Finance

# Public Debt Management Office

Kathmandu, Nepal

## Donor Wise Monthly Principal Re-Payment Summary

As on : 2079-Jestha-31 14/06/2022

Fiscal Year: 2078/2079

Month: Jestha

Sr. No.	Donor Short Name	Commit. Currency	Principal Payment Position (up to previous month)		Principal Payment Position (Current Month)		Total	
			Amount In Commit. Currency	Amount In NPR Currency	Amount In Commit. Currency	Amount In NPR Currency	Amount in Commit. Currency	Amount In NPR Currency
Donor Type			Bilateral					
1	AUSTRIA	EUR	4,279,799.1400	490,749,274.8530	0.0000	0.0000	4,279,799.1400	490,749,274.8530
2	BELGIUM	EUR	12,695,985.0800	1,482,724,451.5654	0.0000	0.0000	12,695,985.0800	1,482,724,451.5654
3	EBK	KRW	13,490,741,060.0000	436,207,892,094.4000	309,975,000.0000	30,718,522.5000	13,800,716,060.0000	436,238,610,616.9000
4	EBLCI	USD	110,575,450.4700	12,620,713,584.4780	0.0000	0.0000	110,575,450.4700	12,620,713,584.4780
5	EIBC	CNY	97,834,623.1800	1,828,827,681.5438	0.0000	0.0000	97,834,623.1800	1,828,827,681.5438
6	JICA	JPY	33,474,515,195.0000	2,428,341,536,428.8200	60,135,000.0000	57,789,735.0000	33,534,650,195.0000	2,428,399,326,163.8200
7	KUWAIT	KWD	1,295,080.3600	309,731,396.3856	0.0000	0.0000	1,295,080.3600	309,731,396.3856
8	NBF	EUR	47,422,979.9900	5,387,271,931.2455	0.0000	0.0000	47,422,979.9900	5,387,271,931.2455
9	SAUDI	SAR	44,796,704.3200	1,799,136,534.5075	0.0000	0.0000	44,796,704.3200	1,799,136,534.5075
Total of Bilateral			47,284,156,877.5400	2,888,468,583,377.7988	370,110,000.0000	88,508,257.5000	47,654,266,877.5400	2,888,557,091,635.2988
Donor Type			Multilateral					
10	ADB	SDR	870,337,380.0600	95,656,055,537.2008	8,472,301.0000	1,455,813,549.2100	878,809,681.0600	97,111,869,086.4108
11	EEC	DKK	1,210,287.7500	132,858,923.3456	0.0000	0.0000	1,210,287.7500	132,858,923.3456
12	EEC	EUR	4,270,103.7200	468,687,931.3706	0.0000	0.0000	4,270,103.7200	468,687,931.3706
13	EEC	GBP	1,191,872.1300	130,843,411.3928	0.0000	0.0000	1,191,872.1300	130,843,411.3928

Sr. No.	Donor Short Name	Commit. Currency	Principal Payment Position (up to previous month)		Principal Payment Position (Current Month)		Total	
			Amount In Commit. Currency	Amount In NPR Currency	Amount In Commit. Currency	Amount In NPR Currency	Amount in Commit. Currency	Amount In NPR Currency
14	EIB	USD	236,763.2400	28,738,322.0712	0.0000	0.0000	236,763.2400	28,738,322.0712
15	IDA	SDR	548,070,955.2200	60,364,263,464.9348	4,225,180.3800	724,769,592.3027	552,296,135.6000	61,089,033,057.2375
16	IDA	USD	210,043,803.1100	23,039,814,223.7051	440,418.0000	54,713,128.1400	210,484,221.1100	23,094,527,351.8451
17	IFAD	SDR	40,201,394.0000	4,405,842,559.9543	773,701.0000	130,563,345.8468	40,975,095.0000	4,536,405,905.8011
18	IFAD	USD	9,666,499.9900	1,062,168,018.9004	0.0000	0.0000	9,666,499.9900	1,062,168,018.9004
19	IMF	SDR	10,695,000.0000	1,269,211,300.0000	0.0000	0.0000	10,695,000.0000	1,269,211,300.0000
20	NDF	EUR	11,172,872.5300	1,358,317,628.8735	0.0000	0.0000	11,172,872.5300	1,358,317,628.8735
21	OFID	USD	72,941,989.0900	8,101,559,727.9167	333,330.0000	41,409,585.9000	73,275,319.0900	8,142,969,313.8167
Total of Multilateral			1,780,038,920.8400	196,018,361,049.6658	14,244,930.3800	2,407,269,201.3995	1,794,283,851.2200	198,425,630,251.0653
Grand Total			49,064,195,798.3800	3,084,486,944,427.4646	384,354,930.3800	2,495,777,458.8995	49,448,550,728.7600	3,086,982,721,886.3641



Government of Nepal

Ministry of Finance

# Public Debt Management Office

Kathmandu, Nepal

## Donor Wise Monthly Principal Re-Payment Summary

As on : 2079-Ashadh-31 15/07/2022

Fiscal Year: 2078/2079

Month: Ashadh

Sr. No.	Donor Short Name	Commit. Currency	Principal Payment Position (up to previous month)		Principal Payment Position (Current Month)		Total	
			Amount In Commit. Currency	Amount In NPR Currency	Amount In Commit. Currency	Amount In NPR Currency	Amount in Commit. Currency	Amount In NPR Currency
Donor Type			Bilateral					
1	AUSTRIA	EUR	4,279,799.1400	490,749,274.8530	0.0000	0.0000	4,279,799.1400	490,749,274.8530
2	BELGIUM	EUR	12,695,985.0800	1,482,724,451.5654	0.0000	0.0000	12,695,985.0800	1,482,724,451.5654
3	EBK	KRW	13,800,716,060.0000	436,238,610,616.9000	365,494,660.0000	35,452,982.0200	14,166,210,720.0000	436,274,063,598.9200
4	EBLCI	USD	110,575,450.4700	12,620,713,584.4780	0.0000	0.0000	110,575,450.4700	12,620,713,584.4780
5	EIBC	CNY	97,834,623.1800	1,828,827,681.5438	0.0000	0.0000	97,834,623.1800	1,828,827,681.5438
6	JICA	JPY	33,534,650,195.0000	2,428,399,326,163.8200	115,106,743.0000	108,200,413.8640	33,649,756,938.0000	2,428,507,526,577.6840
7	KUWAIT	KWD	1,295,080.3600	309,731,396.3856	37,000.0000	15,313,190.0000	1,332,080.3600	325,044,586.3856
8	NBF	EUR	47,422,979.9900	5,387,271,931.2455	0.0000	0.0000	47,422,979.9900	5,387,271,931.2455
9	SAUDI	SAR	44,796,704.3200	1,799,136,534.5075	0.0000	0.0000	44,796,704.3200	1,799,136,534.5075
Total of Bilateral			47,654,266,877.5400	2,888,557,091,635.2988	480,638,403.0000	158,966,585.8840	48,134,905,280.5400	2,888,716,058,221.1828
Donor Type			Multilateral					
10	ADB	SDR	878,809,681.0600	96,708,678,660.4308	11,972,008.0000	2,052,137,454.6304	890,781,689.0600	98,760,816,115.0612
11	EEC	DKK	1,210,287.7500	132,858,923.3456	0.0000	0.0000	1,210,287.7500	132,858,923.3456
12	EEC	EUR	4,270,103.7200	468,687,931.3706	0.0000	0.0000	4,270,103.7200	468,687,931.3706
13	EEC	GBP	1,191,872.1300	130,843,411.3928	0.0000	0.0000	1,191,872.1300	130,843,411.3928

Sr. No.	Donor Short Name	Commit. Currency	Principal Payment Position (up to previous month)		Principal Payment Position (Current Month)		Total	
			Amount In Commit. Currency	Amount In NPR Currency	Amount In Commit. Currency	Amount In NPR Currency	Amount in Commit. Currency	Amount In NPR Currency
14	EIB	USD	236,763.2400	28,738,322.0712	0.0000	0.0000	236,763.2400	28,738,322.0712
15	IDA	SDR	552,296,135.6000	60,889,580,354.7452	7,578,692.7700	1,294,282,174.0301	559,874,828.3700	62,183,862,528.7753
16	IDA	USD	210,484,221.1100	23,094,527,351.8451	1,018,934.0000	127,986,314.7200	211,503,155.1100	23,222,513,666.5651
17	IFAD	SDR	40,975,095.0000	4,502,617,081.0343	97,365.0000	16,486,625.9957	41,072,460.0000	4,519,103,707.0300
18	IFAD	USD	9,666,499.9900	1,062,168,018.9004	0.0000	0.0000	9,666,499.9900	1,062,168,018.9004
19	IMF	SDR	10,695,000.0000	1,269,211,300.0000	0.0000	0.0000	10,695,000.0000	1,269,211,300.0000
20	NDF	EUR	11,172,872.5300	1,358,317,628.8735	0.0000	0.0000	11,172,872.5300	1,358,317,628.8735
21	OFID	USD	73,275,319.0900	8,142,969,313.8167	1,658,390.0000	207,758,492.3000	74,933,709.0900	8,350,727,806.1167
Total of Multilateral			1,794,283,851.2200	197,789,198,297.8262	22,325,389.7700	3,698,651,061.6762	1,816,609,240.9900	201,487,849,359.5024
Grand Total			49,448,550,728.7600	3,086,346,289,933.1250	502,963,792.7700	3,857,617,647.5602	49,951,514,521.5300	3,090,203,907,580.6852



Government of Nepal

Ministry of Finance

# Public Debt Management Office

Kathmandu, Nepal

## Donor Wise Monthly Interest Payment Summary

As on : 2079-Baisakh-30 13/05/2022

Fiscal Year: 2078/2079

Month: Baisakh

			Interest Payment Position upto Previous Month		Interest Payment Position (Current Month)		Total	
Sr. No.	Donor Short Name	Commit. Currency	Amount In Commit. Currency	Amount In NPR Currency	Amount In Commit. Currency	Amount In NPR Currency	Amount in Commit. Currency	Amount In NPR Currency
Donor Type			Bilateral					
1	AUSTRIA	EUR	0.0800	9.7881	0.0000	0.0000	0.0800	9.7881
2	BELGIUM	EUR	103,535.4700	11,384,766.1036	0.0000	0.0000	103,535.4700	11,384,766.1036
3	EBK	KRW	2,417,891,795.0000	166,701,966,086.4316	133,340,200.0000	13,200,679.8000	2,551,231,995.0000	166,715,166,766.2316
4	EBLCI	USD	7,068,679.5700	847,802,479.9912	0.0000	0.0000	7,068,679.5700	847,802,479.9912
5	EIBC	CNY	23,549,738.6700	439,833,931.8932	0.0000	0.0000	23,549,738.6700	439,833,931.8932
6	JICA	JPY	5,787,137,884.2300	552,014,901,781.0600	16,259,082.0000	15,559,941.4740	5,803,396,966.2300	552,030,461,722.5340
7	KUWAIT	KWD	335,279.7000	67,070,331.6932	0.0000	0.0000	335,279.7000	67,070,331.6932
8	NBF	EUR	21,327,343.7000	2,355,283,913.6652	0.0000	0.0000	21,327,343.7000	2,355,283,913.6652
9	SAUDI	SAR	6,412,101.0500	325,941,012.5998	0.0000	0.0000	6,412,101.0500	325,941,012.5998
Total of Bilateral			8,263,826,357.4700	722,764,184,313.2259	149,599,282.0000	28,760,621.2740	8,413,425,639.4700	722,792,944,934.4999
Donor Type			Multilateral					
1	ADB	SDR	209,924,787.1700	32,185,395,178.2346	659,605.9800	112,992,914.7475	210,584,393.1500	32,298,388,092.9821
2	EEC	DKK	336,722.3200	33,959,514.7864	1,289.2200	3.6777	338,011.5400	33,959,518.4641
3	EEC	EUR	1,179,404.6800	129,567,716.8125	4,541.1600	3.6777	1,183,945.8400	129,567,720.4902
4	EEC	GBP	363,261.0300	40,323,314.5058	1,268.3400	3.6777	364,529.3700	40,323,318.1835

Sr. No.	Donor Short Name	Commit. Currency	Interest Payment Position upto Previous Month		Interest Payment Position (Current Month)		Total	
			Amount In Commit. Currency	Amount In NPR Currency	Amount In Commit. Currency	Amount In NPR Currency	Amount in Commit. Currency	Amount In NPR Currency
5	EIB	USD	87,964.0600	10,674,501.3728	0.0000	0.0000	87,964.0600	10,674,501.3728
6	IDA	SDR	161,725,962.3700	24,727,837,616.3312	800,361.3400	136,926,602.1581	162,526,323.7100	24,864,764,218.4893
7	IDA	USD	55,916,560.7500	6,135,040,712.2271	21,937.5000	2,689,318.1250	55,938,498.2500	6,137,730,030.3521
8	IFAD	SDR	11,125,698.3100	1,697,499,962.4694	19,979.0800	3,417,414.1555	11,145,677.3900	1,700,917,376.6249
9	IFAD	USD	2,425,418.6400	265,941,772.1395	10,078.8100	1,252,090.5663	2,435,497.4500	267,193,862.7058
10	IMF	SDR	0.0000	0.0000	0.0000	0.0000	0.0000	0.0000
11	NDF	EUR	3,478,133.3000	401,775,215.9863	54,894.3500	7,093,996.8505	3,533,027.6500	408,869,212.8368
12	OFID	USD	11,652,880.8700	1,291,396,756.7119	151,481.9600	18,509,580.6924	11,804,362.8300	1,309,906,337.4043
Total of Multilateral			458,216,793.5000	66,919,412,261.5775	1,725,437.7400	282,881,928.3284	459,942,231.2400	67,202,294,189.9059
Grand Total			8,722,043,150.9700	789,683,596,574.8034	151,324,719.7400	311,642,549.6024	8,873,367,870.7100	789,995,239,124.4058





Government of Nepal

Ministry of Finance

# Public Debt Management Office

Kathmandu, Nepal

## Donor Wise Monthly Interest Payment Summary

As on : 2079-Jestha-31 14/06/2022

Fiscal Year: 2078/2079

Month: Jestha

			Interest Payment Position upto Previous Month		Interest Payment Position (Current Month)		Total	
Sr. No.	Donor Short Name	Commit. Currency	Amount In Commit. Currency	Amount In NPR Currency	Amount In Commit. Currency	Amount In NPR Currency	Amount in Commit. Currency	Amount In NPR Currency
Donor Type			Bilateral					
1	AUSTRIA	EUR	0.0800	9.7881	0.0000	0.0000	0.0800	9.7881
2	BELGIUM	EUR	103,535.4700	11,384,766.1036	0.0000	0.0000	103,535.4700	11,384,766.1036
3	EBK	KRW	2,551,231,995.0000	166,715,166,766.2316	18,445,630.0000	1,827,961.9330	2,569,677,625.0000	166,716,994,728.1646
4	EBLCI	USD	7,068,679.5700	847,802,479.9912	0.0000	0.0000	7,068,679.5700	847,802,479.9912
5	EIBC	CNY	23,549,738.6700	439,833,931.8932	0.0000	0.0000	23,549,738.6700	439,833,931.8932
6	JICA	JPY	5,803,396,966.2300	552,030,461,722.5340	2,683,833.0000	2,579,163.5130	5,806,080,799.2300	552,033,040,886.0470
7	KUWAIT	KWD	335,279.7000	67,070,331.6932	0.0000	0.0000	335,279.7000	67,070,331.6932
8	NBF	EUR	21,327,343.7000	2,355,283,913.6652	0.0000	0.0000	21,327,343.7000	2,355,283,913.6652
9	SAUDI	SAR	6,412,101.0500	325,941,012.5998	0.0000	0.0000	6,412,101.0500	325,941,012.5998
Total of Bilateral			8,413,425,639.4700	722,792,944,934.4999	21,129,463.0000	4,407,125.4460	8,434,555,102.4700	722,797,352,059.9459
Donor Type			Multilateral					
1	ADB	SDR	210,584,393.1500	32,298,388,092.9821	1,127,088.3200	193,681,293.7773	211,711,481.4700	32,492,069,386.7594
2	EEC	DKK	338,011.5400	33,959,518.4641	0.0000	0.0000	338,011.5400	33,959,518.4641
3	EEC	EUR	1,183,945.8400	129,567,720.4902	0.0000	0.0000	1,183,945.8400	129,567,720.4902
4	EEC	GBP	364,529.3700	40,323,318.1835	0.0000	0.0000	364,529.3700	40,323,318.1835

			Interest Payment Position upto Previous Month		Interest Payment Position (Current Month)		Total	
Sr. No.	Donor Short Name	Commit. Currency	Amount In Commit. Currency	Amount In NPR Currency	Amount In Commit. Currency	Amount In NPR Currency	Amount in Commit. Currency	Amount In NPR Currency
5	EIB	USD	87,964.0600	10,674,501.3728	0.0000	0.0000	87,964.0600	10,674,501.3728
6	IDA	SDR	162,526,323.7100	24,864,764,218.4893	746,173.6400	127,925,187.1338	163,272,497.3500	24,992,689,405.6231
7	IDA	USD	55,938,498.2500	6,137,730,030.3521	15,802.8200	1,963,184.3286	55,954,301.0700	6,139,693,214.6807
8	IFAD	SDR	11,145,677.3900	1,700,917,376.6249	113,123.7800	19,089,828.4260	11,258,801.1700	1,720,007,205.0509
9	IFAD	USD	2,435,497.4500	267,193,862.7058	0.0000	0.0000	2,435,497.4500	267,193,862.7058
10	IMF	SDR	0.0000	0.0000	0.0000	0.0000	0.0000	0.0000
11	NDF	EUR	3,533,027.6500	408,869,212.8368	0.0000	0.0000	3,533,027.6500	408,869,212.8368
12	OFID	USD	11,804,362.8300	1,309,906,337.4043	30,567.3600	3,797,383.1328	11,834,930.1900	1,313,703,720.5371
Total of Multilateral			459,942,231.2400	67,202,294,189.9059	2,032,755.9200	346,456,876.7985	461,974,987.1600	67,548,751,066.7044
Grand Total			8,873,367,870.7100	789,995,239,124.4058	23,162,218.9200	350,864,002.2445	8,896,530,089.6300	790,346,103,126.6503



Government of Nepal

Ministry of Finance

# Public Debt Management Office

Kathmandu, Nepal

## Donor Wise Monthly Interest Payment Summary

As on : 2079-Ashadh-31 15/07/2022

Fiscal Year: 2078/2079

Month: Ashadh

Sr. No.	Donor Short Name	Commit. Currency	Interest Payment Position upto Previous Month		Interest Payment Position (Current Month)		Total	
			Amount In Commit. Currency	Amount In NPR Currency	Amount In Commit. Currency	Amount In NPR Currency	Amount in Commit. Currency	Amount In NPR Currency
Donor Type			Bilateral					
1	AUSTRIA	EUR	0.0800	9.7881	0.0000	0.0000	0.0800	9.7881
2	BELGIUM	EUR	103,535.4700	11,384,766.1036	0.0000	0.0000	103,535.4700	11,384,766.1036
3	EBK	KRW	2,569,677,625.0000	166,716,994,728.1646	79,384,130.0000	7,700,260.6100	2,649,061,755.0000	166,724,694,988.7746
4	EBLCI	USD	7,068,679.5700	847,802,479.9912	0.0000	0.0000	7,068,679.5700	847,802,479.9912
5	EIBC	CNY	23,549,738.6700	439,833,931.8932	0.0000	0.0000	23,549,738.6700	439,833,931.8932
6	JICA	JPY	5,806,080,799.2300	552,033,040,886.0470	9,928,006.0000	9,335,376.0160	5,816,008,805.2300	552,042,376,262.0630
7	KUWAIT	KWD	335,279.7000	67,070,331.6932	2,542.6300	1,052,318.2781	337,822.3300	68,122,649.9713
8	NBF	EUR	21,327,343.7000	2,355,283,913.6652	0.0000	0.0000	21,327,343.7000	2,355,283,913.6652
9	SAUDI	SAR	6,412,101.0500	325,941,012.5998	0.0000	0.0000	6,412,101.0500	325,941,012.5998
Total of Bilateral			8,434,555,102.4700	722,797,352,059.9459	89,314,678.6300	18,087,954.9041	8,523,869,781.1000	722,815,440,014.8500
Donor Type			Multilateral					
1	ADB	SDR	211,711,481.4700	32,492,069,386.7594	1,992,711.5600	341,637,698.4206	213,704,193.0300	32,833,707,085.1800
2	EEC	DKK	338,011.5400	33,959,518.4641	0.0000	0.0000	338,011.5400	33,959,518.4641
3	EEC	EUR	1,183,945.8400	129,567,720.4902	0.0000	0.0000	1,183,945.8400	129,567,720.4902
4	EEC	GBP	364,529.3700	40,323,318.1835	0.0000	0.0000	364,529.3700	40,323,318.1835

Sr. No.	Donor Short Name	Commit. Currency	Interest Payment Position upto Previous Month		Interest Payment Position (Current Month)		Total	
			Amount In Commit. Currency	Amount In NPR Currency	Amount In Commit. Currency	Amount In NPR Currency	Amount in Commit. Currency	Amount In NPR Currency
5	EIB	USD	87,964.0600	10,674,501.3728	0.0000	0.0000	87,964.0600	10,674,501.3728
6	IDA	SDR	163,272,497.3500	24,992,689,405.6231	1,352,891.4700	231,051,895.0547	164,625,388.8200	25,223,741,300.6778
7	IDA	USD	55,954,301.0700	6,139,693,214.6807	59,951.0400	7,530,959.0832	56,014,252.1100	6,147,224,173.7639
8	IFAD	SDR	11,258,801.1700	1,720,007,205.0509	12,896.0900	2,183,669.1464	11,271,697.2600	1,722,190,874.1973
9	IFAD	USD	2,435,497.4500	267,193,862.7058	0.0000	0.0000	2,435,497.4500	267,193,862.7058
10	IMF	SDR	0.0000	0.0000	0.0000	0.0000	0.0000	0.0000
11	NDF	EUR	3,533,027.6500	408,869,212.8368	0.0000	0.0000	3,533,027.6500	408,869,212.8368
12	OFID	USD	11,834,930.1900	1,313,703,720.5371	284,672.2700	35,629,703.1838	12,119,602.4600	1,349,333,423.7209
Total of Multilateral			461,974,987.1600	67,548,751,066.7044	3,703,122.4300	618,033,924.8887	465,678,109.5900	68,166,784,991.5931
Grand Total			8,896,530,089.6300	790,346,103,126.6503	93,017,801.0600	636,121,879.7928	8,989,547,890.6900	790,982,225,006.4431



Government of Nepal

Ministry of Finance

# Public Debt Management Office

Kathmandu, Nepal

## Donor Wise Monthly Grace Period Interest Payment Summary

As on : 2079-Baisakh-30 13/05/2022

Fiscal Year: 2078/2079

Month: Baisakh

Sr. No.	Donor Short Name	Commit. Currency	Grace Period Interest Payment Position				Total	
			Upto Previous Month		Current Month		Amount in Commit. Currency	Amount In NPR Currency
			Amount In Commit. Currency	Amount In NPR Currency	Amount In Commit. Currency	Amount In NPR Currency		
1	ADB	SDR	14,255,706.7600	2,379,847,686.5144	358,834.4700	61,560,199.3242	14,614,541.2300	2,414,906,792.8452
2	ADB	USD	5,140,333.3300	627,737,506.2596	125,000.0000	15,323,750.0000	5,265,333.3300	653,796,439.5861
3	AIIB	USD	234,584.7800	28,647,493.3336	0.0000	0.0000	234,584.7800	29,128,392.1326
4	EBK	KRW	2,163,883,391.0000	214,657,232.3872	0.0000	0.0000	2,163,883,391.0000	208,165,582.2142
5	EBLCI	USD	12,924,635.8800	1,578,356,533.6656	575,973.4200	72,641,298.8310	13,500,609.3000	1,676,370,656.7810
6	EIB	USD	1,422,227.9000	173,682,471.1480	0.0000	0.0000	1,422,227.9000	176,598,038.3430
7	EIBC	CNY	96,332,963.9700	1,846,702,919.3049	0.0000	0.0000	96,332,963.9700	1,763,856,570.2907
8	IDA	EUR	505,599.0100	67,113,212.5874	0.0000	0.0000	505,599.0100	65,550,911.6465
9	IDA	SDR	63,116,554.2600	10,536,677,568.1644	1,106,449.1600	189,366,032.1105	64,223,003.4200	10,612,209,085.1208
10	IDA	USD	44,272.7600	5,406,589.4512	0.0000	0.0000	44,272.7600	5,497,348.6092
11	IFAD	SDR	923,625.1400	154,189,980.8716	0.0000	0.0000	923,625.1400	152,619,818.1336
12	IFAD	USD	19,306.1300	2,357,664.5956	0.0000	0.0000	19,306.1300	2,397,242.1621
13	JICA	JPY	20,389,221.0000	19,818,322.8120	0.0000	0.0000	20,389,221.0000	19,655,209.0440
14	KUWAIT	KWD	148,303.6000	59,383,727.5120	0.0000	0.0000	148,303.6000	60,006,602.6320
15	OFID	USD	829,345.0400	101,279,616.2848	0.0000	0.0000	829,345.0400	102,979,773.6168

Sr. No.	Donor Short Name	Commit. Currency	Grace Period Interest Payment Position				Total	
			Upto Previous Month		Current Month			
			Amount In Commit. Currency	Amount In NPR Currency	Amount In Commit. Currency	Amount In NPR Currency	Amount in Commit. Currency	Amount In NPR Currency
16	SAUDI	SAR	435,737.2100	14,187,603.5576	0.0000	0.0000	435,737.2100	14,422,901.6510
Grand Total			2,380,605,807.7700	17,810,046,128.4499	2,166,257.0500	338,891,280.2657	2,382,772,064.8200	17,958,161,364.8088



Government of Nepal

Ministry of Finance

# Public Debt Management Office

Kathmandu, Nepal

## Donor Wise Monthly Grace Period Interest Payment Summary

As on : 2079-Jestha-31 14/06/2022

Fiscal Year: 2078/2079

Month: Jestha

Sr. No.	Donor Short Name	Commit. Currency	Grace Period Interest Payment Position				Total	
			Upto Previous Month		Current Month		Amount in Commit. Currency	Amount In NPR Currency
			Amount In Commit. Currency	Amount In NPR Currency	Amount In Commit. Currency	Amount In NPR Currency		
1	EIB	EUR	0.0000	0.0000	0.0100	1.2999	0.0100	1.3095
2	ADB	SDR	14,614,541.2300	0.0000	0.0000	0.0000	14,614,541.2300	2,431,275,079.0228
3	ADB	USD	5,265,333.3300	0.0000	0.0000	0.0000	5,265,333.3300	659,009,119.5828
4	AIIB	USD	234,584.7800	0.0000	0.0000	0.0000	234,584.7800	29,360,631.0648
5	EBK	KRW	2,163,883,391.0000	0.0000	12,882,540.0000	1,249,606.3800	2,176,765,931.0000	211,146,295.3070
6	EBLCI	USD	13,500,609.3000	0.0000	0.0000	0.0000	13,500,609.3000	1,689,736,259.9880
7	EIB	USD	1,422,227.9000	0.0000	0.0000	0.0000	1,422,227.9000	178,006,043.9640
8	EIBC	CNY	96,332,963.9700	0.0000	0.0000	0.0000	96,332,963.9700	1,789,866,470.5626
9	IDA	EUR	505,599.0100	0.0000	0.0000	0.0000	505,599.0100	66,208,190.3595
10	IDA	SDR	64,223,003.4200	0.0000	1,734,301.7500	297,869,662.2192	65,957,305.1700	10,972,657,288.0812
11	IDA	USD	44,272.7600	0.0000	5,981.2300	743,048.2029	50,253.9900	6,289,789.3884
12	IFAD	SDR	923,625.1400	0.0000	66,919.6800	11,292,807.7744	990,544.8200	164,787,036.2552
13	IFAD	USD	19,306.1300	0.0000	0.0000	0.0000	19,306.1300	2,416,355.2308
14	JICA	JPY	20,389,221.0000	0.0000	0.0000	0.0000	20,389,221.0000	19,002,753.9720
15	KUWAIT	KWD	148,303.6000	0.0000	0.0000	0.0000	148,303.6000	60,475,242.0080

Sr. No.	Donor Short Name	Commit. Currency	Grace Period Interest Payment Position				Total	
			Upto Previous Month		Current Month			
			Amount In Commit. Currency	Amount In NPR Currency	Amount In Commit. Currency	Amount In NPR Currency	Amount in Commit. Currency	Amount In NPR Currency
16	OFID	USD	829,345.0400	0.0000	0.0000	0.0000	829,345.0400	103,800,825.2064
17	SAUDI	SAR	435,737.2100	0.0000	0.0000	0.0000	435,737.2100	14,536,193.3256
Grand Total			2,382,772,064.8200	0.0000	14,689,742.6700	311,155,125.8764	2,397,461,807.4900	18,398,573,574.6286





Government of Nepal

Ministry of Finance

# Public Debt Management Office

Kathmandu, Nepal

## Donor Wise Monthly Grace Period Interest Payment Summary

As on : 2079-Ashadh-31 15/07/2022

Fiscal Year: 2078/2079

Month: Ashadh

Sr. No.	Donor Short Name	Commit. Currency	Grace Period Interest Payment Position				Total	
			Upto Previous Month		Current Month		Amount in Commit. Currency	Amount In NPR Currency
			Amount In Commit. Currency	Amount In NPR Currency	Amount In Commit. Currency	Amount In NPR Currency		
1	ADB	SDR	14,614,541.2300	2,431,275,079.0228	1,130,014.5700	193,717,836.0301	15,744,555.8000	2,640,991,789.8920
2	ADB	USD	5,265,333.3300	659,009,119.5828	0.0000	0.0000	5,265,333.3300	674,541,852.9063
3	AIIB	USD	234,584.7800	29,360,631.0648	0.0000	0.0000	234,584.7800	30,052,656.1658
4	EBK	KRW	2,176,765,931.0000	211,146,295.3070	0.0000	0.0000	2,176,765,931.0000	211,581,648.4932
5	EBLCI	USD	13,500,609.3000	1,689,736,259.9880	0.0000	0.0000	13,500,609.3000	1,729,563,057.4230
6	EIB	EUR	0.0100	1.3095	0.0000	0.0000	0.0100	1.2831
7	EIB	USD	1,422,227.9000	178,006,043.9640	0.0000	0.0000	1,422,227.9000	182,201,616.2690
8	EIBC	CNY	96,332,963.9700	1,789,866,470.5626	0.0000	0.0000	96,332,963.9700	1,829,362,985.7903
9	IDA	EUR	505,599.0100	66,208,190.3595	0.0000	0.0000	505,599.0100	64,873,408.9731
10	IDA	SDR	65,957,305.1700	10,972,657,288.0812	562,469.9700	95,963,260.4086	66,519,775.1400	11,158,027,081.9836
11	IDA	USD	50,253.9900	6,289,789.3884	0.0000	0.0000	50,253.9900	6,438,038.6589
12	IFAD	SDR	990,544.8200	164,787,036.2552	0.0000	0.0000	990,544.8200	166,153,988.1068
13	IFAD	USD	19,306.1300	2,416,355.2308	0.0000	0.0000	19,306.1300	2,473,308.3143
14	JICA	JPY	20,389,221.0000	19,002,753.9720	0.0000	0.0000	20,389,221.0000	18,798,861.7620
15	KUWAIT	KWD	148,303.6000	60,475,242.0080	0.0000	0.0000	148,303.6000	61,643,874.3760

Sr. No.	Donor Short Name	Commit. Currency	Grace Period Interest Payment Position				Total	
			Upto Previous Month		Current Month			
			Amount In Commit. Currency	Amount In NPR Currency	Amount In Commit. Currency	Amount In NPR Currency	Amount in Commit. Currency	Amount In NPR Currency
16	OFID	USD	829,345.0400	103,800,825.2064	0.0000	0.0000	829,345.0400	106,247,393.0744
17	SAUDI	SAR	435,737.2100	14,536,193.3256	0.0000	0.0000	435,737.2100	14,871,710.9773
Grand Total			2,397,461,807.4900	18,398,573,574.6286	1,692,484.5400	289,681,096.4387	2,399,154,292.0300	18,897,823,274.4491



Government of Nepal

Ministry of Finance

## Public Debt Management Office

Kathmandu, Nepal

### Donor Wise Monthly Commitment Charge Payment Summary

As on : 2079-Baisakh-30 13/05/2022

Fiscal Year: 2078/2079

Month: Baisakh

Sr. No.	Donor Short Name	Commit. Currency	Commitment Charge Payment Position				Total	
			Upto Previous Month		Current Month		Amount in Commit. Currency	Amount In NPR Currency
			Amount In Commit. Currency	Amount In NPR Currency	Amount In Commit. Currency	Amount In NPR Currency		
1	AIIB	USD	141,174.9400	17,036,991.7592	0.0000	0.0000	141,174.9400	17,036,991.7592
2	EBLCI	USD	1,908,206.4900	224,815,582.0086	87,879.6900	11,077,852.6263	1,996,086.1800	235,893,434.6349
3	EIB	USD	40,935.0000	4,763,605.9500	0.0000	0.0000	40,935.0000	4,763,605.9500
4	EIBC	CNY	934,340.7200	16,763,484.0317	0.0000	0.0000	934,340.7200	16,763,484.0317
5	NDF	EUR	2,825.8900	344,101.5978	0.0000	0.0000	2,825.8900	344,101.5978
6	OFID	USD	2,421.1200	278,428.8000	0.0000	0.0000	2,421.1200	278,428.8000
Grand Total			3,029,904.1600	264,002,194.1473	87,879.6900	11,077,852.6263	3,117,783.8500	275,080,046.7736



Government of Nepal

Ministry of Finance

## Public Debt Management Office

Kathmandu, Nepal

### Donor Wise Monthly Commitment Charge Payment Summary

As on : 2079-Jestha-31 14/06/2022

Fiscal Year: 2078/2079

Month: Jestha

Sr. No.	Donor Short Name	Commit. Currency	Commitment Charge Payment Position				Total	
			Upto Previous Month		Current Month		Amount in Commit. Currency	Amount In NPR Currency
			Amount In Commit. Currency	Amount In NPR Currency	Amount In Commit. Currency	Amount In NPR Currency		
1	AIIB	USD	141,174.9400	17,036,991.7592	0.0000	0.0000	141,174.9400	17,036,991.7592
2	EBLCI	USD	1,996,086.1800	235,893,434.6349	0.0000	0.0000	1,996,086.1800	235,893,434.6349
3	EIB	EUR	0.0000	0.0000	63,194.4400	8,214,645.2556	63,194.4400	8,214,645.2556
4	EIB	USD	40,935.0000	4,763,605.9500	0.0000	0.0000	40,935.0000	4,763,605.9500
5	EIBC	CNY	934,340.7200	16,763,484.0317	0.0000	0.0000	934,340.7200	16,763,484.0317
6	NDF	EUR	2,825.8900	344,101.5978	0.0000	0.0000	2,825.8900	344,101.5978
7	OFID	USD	2,421.1200	278,428.8000	0.0000	0.0000	2,421.1200	278,428.8000
Grand Total			3,117,783.8500	275,080,046.7736	63,194.4400	8,214,645.2556	3,180,978.2900	283,294,692.0292



Government of Nepal

Ministry of Finance

## Public Debt Management Office

Kathmandu, Nepal

### Donor Wise Monthly Commitment Charge Payment Summary

As on : 2079-Ashadh-31 15/07/2022

Fiscal Year: 2078/2079

Month: Ashadh

Sr. No.	Donor Short Name	Commit. Currency	Commitment Charge Payment Position				Total	
			Upto Previous Month		Current Month		Amount in Commit. Currency	Amount In NPR Currency
			Amount In Commit. Currency	Amount In NPR Currency	Amount In Commit. Currency	Amount In NPR Currency		
1	AIIB	USD	141,174.9400	17,036,991.7592	0.0000	0.0000	141,174.9400	17,036,991.7592
2	EBLCI	USD	1,996,086.1800	235,893,434.6349	0.0000	0.0000	1,996,086.1800	235,893,434.6349
3	EIB	EUR	63,194.4400	8,214,645.2556	0.0000	0.0000	63,194.4400	8,214,645.2556
4	EIB	USD	40,935.0000	4,763,605.9500	0.0000	0.0000	40,935.0000	4,763,605.9500
5	EIBC	CNY	934,340.7200	16,763,484.0317	0.0000	0.0000	934,340.7200	16,763,484.0317
6	NDF	EUR	2,825.8900	344,101.5978	0.0000	0.0000	2,825.8900	344,101.5978
7	OFID	USD	2,421.1200	278,428.8000	0.0000	0.0000	2,421.1200	278,428.8000
Grand Total			3,180,978.2900	283,294,692.0292	0.0000	0.0000	3,180,978.2900	283,294,692.0292