



Government of Nepal
Ministry of Finance
Public Debt Management Office
Putalisadak, Kathmandu

Quarterly Debt Position of
Government of Nepal (GoN)
2nd Quarter as on 2077/09/29 (January 13, 2021)

1. Debt Position

The total debt of Government of Nepal for the 2nd quarter of F/Y 2077/78 has increased by 4.69%. External debt has increased by 6.02% and internal debt by 2.93%. (Table 1)

The total government debt has reached to NPR 1535.56 billion with an increment of 4.69% at January 13, 2021 than the first quarter. Out of this amount, external debt is NPR 870.83 billion and internal debt consists NPR 664.74 billion. This increment is due to the raise in disbursement of external debt and issuance of development bonds (T-bonds: 10 years).

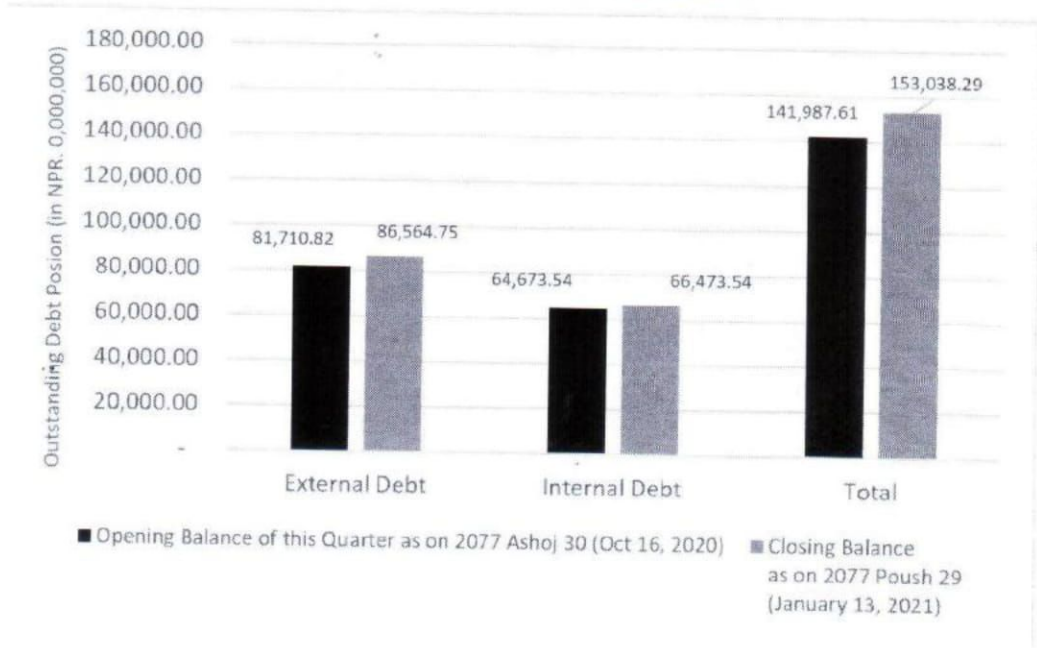
Table no. 1
Debt Position: Total Outstanding Debt

Debt	Previous Year Closing Balance As on 2077 Ashar 30 (July 15, 2020)	Opening Balance of this Quarter as on 2077 Ashoj 30 (Oct 16, 2020)	Transactions during the Quarter	Closing Balance as on 2077 Poush 29 (January 13, 2021)	Change (%)
External Debt	806,140,700,000.00	817,108,179,938.25	48,539,291,347.67	870,828,602,156.70	6.02%
Internal Debt	613,735,428,411.91	646,735,428,411.91	18,000,000,000.00	664,735,428,411.91	2.93%
Total	1,419,876,128,411.91	1,469,024,739,220.94	66,539,291,347.67	1,535,564,030,568.61	4.69%

*Including 26,389,011,000 IMF Value Adjustment.

During this quarter, total increment of external debt is NPR 4.85 billion whereas increment of internal debt is NPR 18 billion. The total outstanding debt is depicted in Chart no. 1.

Chart no. 1
Debt Position: Total Outstanding Debt



Receipt of external debt during this quarter is NPR. 54.67 billion. Principal repayment consists of NPR 6.13 billion. Interest payment on external debt is NPR 1.57 billion and NPR 9.32 billion on internal debt. During this quarter, internal debt receipt is NPR. 24 billion. Principal repayment of internal debt is NPR. 6 billion during the quarter. Total interest paid during this quarter is NPR 10.9 billion. (Table No. 1.1)

Table no. 1.1
Transactions during the Quarter

Debt	Debt Receipt	Principal Repayment	Net Receipt (Principal)	Interest Paid
External Debt	54,674,785,086.77	6,135,493,739.10	48,539,291,347.67	1,573,499,169.36
Internal Debt	24,000,000,000.00	6,000,000,000.00	18,000,000,000.00	9,323,454,716.03
Total	78,674,785,086.77	12,135,493,739.10	66,539,291,347.67	10,896,953,885.39

[Handwritten signature]

[Handwritten signature]

[Handwritten signature]



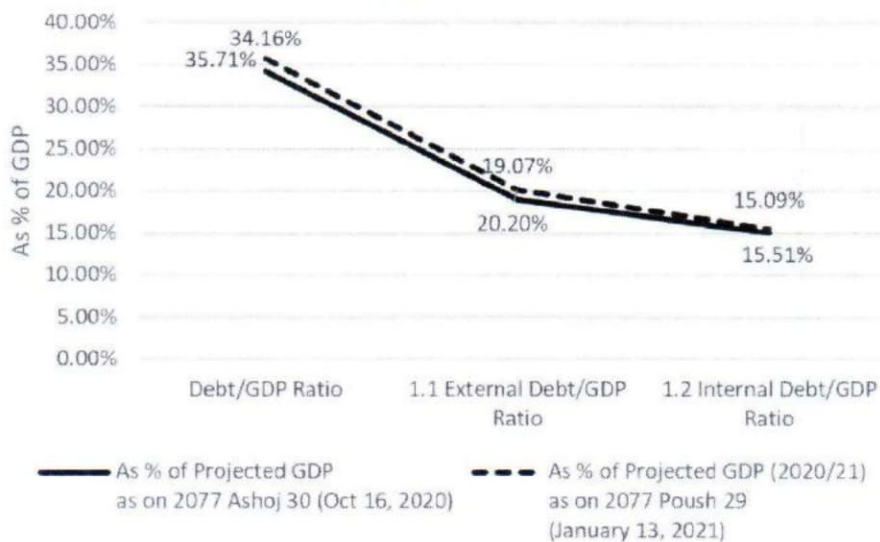
2. Debt to GDP Ratio

At the end of 4th quarter of F/Y 2076/077, the total debt to GDP ratio was 37.69% whereas external debt to GDP ratio was 21.40% and internal debt to GDP ratio was 16.29%. At the end 1st quarter of F/Y 2077/078 (as on 16 October, 2020), the debt to GDP ratio estimated to 33.14% consisting of 18.47% on external ratio and 14.67% on internal debt. GDP of the F/Y 2077/78 (2020/21) is projected with NPR 4285.57 billion. At the end 2nd quarter of F/Y 2077/078 (as on 13 January, 2021), the debt to GDP ratio will be 35.71% consisting of 20.20% on external ratio and 15.51% on internal debt. This ratio is calculated based on the projected GDP with NPR 4286.01 billion in FY 2077/78 based on the rebasing of the GDP by Central Bureau of Statistics.

Table 2
Debt to GDP Ratio

S.N.		As % of Projected GDP as on 2077 Ashoj 30 (Oct 16, 2020)	As % of Projected GDP (2020/21) as on 2077 Poush 29 (January 13, 2021)
1	Debt/GDP Ratio	34.28%	35.71%
	1.1 External Debt/GDP Ratio	19.19%	20.20%
	1.2 Internal Debt/GDP Ratio	15.09%	15.51%
* GDP of the F/Y 2077/78 (2020/21) is Projected.		4,285,710,000,000.00	4,286,013,000,000.00

Chart No. 2
Debt to GDP Ratio



Note : To calculate Debt to GDP ratio, GDP is taken as NPR **3,767,043,000,000.00** (Economy Survey 2076/077). After the CBS has recently completed the rebasing of the GDP, it resulted an upward of 14.07% the GDP is estimated to 3943.66 billion.
GDP of the F/Y 2077/78 (2020/21) is projected (NPR 4286.01 billion).

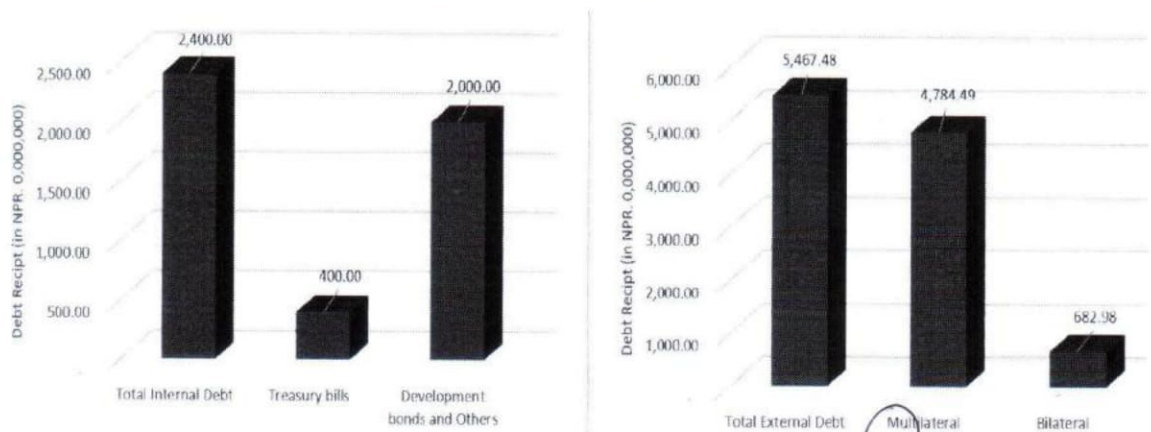
3. Receipt of Debt

The total receipt of debt as of the 2nd quarter of Fiscal Year 2077/78 is NPR 78.67 billion which is from both external and internal sources. The rollover of treasury bills (domestic borrowings) is not considered as new issue. The receipt of external debt from multilateral sources amounts to NPR 47.84 billion which is 60.81 % of total debt receipt whereas 8.68 % has been received from bilateral sources. The new issue on internal debt is NPR 24 billion in this quarter. The internal debt comprise 5.08% Treasury bills and rest 25.42% from development and other bonds.

Table no. 3
Receipt of Debt (NPR) during the Quarter
 As on 2077 Poush 29 (January 13, 2021)

S.N.	Description	Amount	%
1	External Debt	54,674,785,086.77	69.49%
1.1	Multilateral	47,844,945,410.03	60.81%
1.2	Bilateral	6,829,839,676.74	8.68%
2	Internal Debt	24,000,000,000.00	30.51%
2.1	Treasury bills	4,000,000,000.00	5.08%
2.2	Development bonds and Others	20,000,000,000.00	25.42%
	Total	78,674,785,086.77	100.00%

Chart No. 3
Receipt of Debt (NPR) during the Quarter
 As on 2077 Poush 29 (January 13, 2021)



[Handwritten signature]

[Handwritten signature]

[Large handwritten signature]

4. Debt Servicing

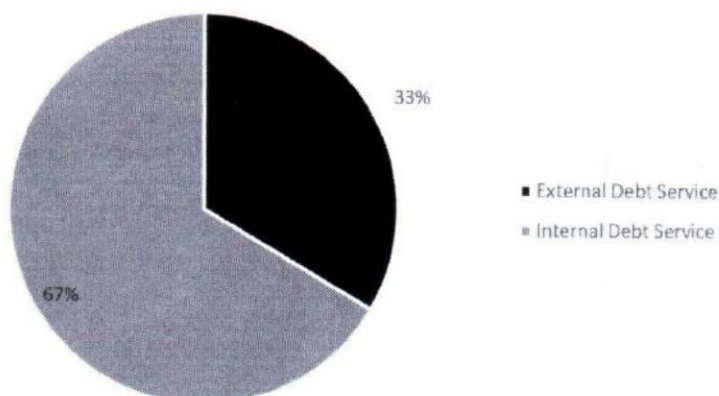
Debt servicing status of this quarter is depicted in the table 4. Total debt servicing during the 2nd quarter of Fiscal Year 2077/78 is NPR 23.03 billion. Out of which NPR 15.32 billion i.e. 66.53 % is for internal debt and remaining NPR 7.71 billion i.e. 33.47 % is for external debt.

In regard to principal repayment, NPR 6.14 billion has been repaid to the external creditors during the 2nd quarter. NPR 6 billion principal repayment of internal debt is made during this quarter. Hence, total principal repayment amounts to NPR 12.17 billion. The total interest payment is NPR 10.9 billion. Out of which NPR 1.57 billion and NPR 9.32 billion has been paid to external and internal creditors respectively.

Table no. 4
Debt Servicing (NPR)
As on 2077 Poush 29 (January 13, 2021)

S.N.	Description	Principal Repayment	Interest	Total	%
1	External Debt	6,135,493,739.10	1,573,499,169.36	7,708,992,908.46	33.47%
2	Internal Debt	6,000,000,000.00	9,323,454,716.03	15,323,454,716.03	66.53%
	Total	12,135,493,739.10	10,896,953,885.39	23,032,447,624.49	100.00%

Chart No. 4
Debt Servicing (NPR)
As on 2077 Poush 29 (January 13, 2021)



- This report is based on the data received up to January 13, 2021.



 Prepared by
 Accounts Officer



 Verified by
 Under Secretary



 Approved by
 Chief
 Public Debt Management Office