

Quarterly Debt Position

2nd Quarter of FY 2078/79

As on 2078 Poush, 30 (Jan 14, 2022)



Government of Nepal
Ministry of Finance
Public Debt Management Office
Naxal, Kathmandu



Government of Nepal
Ministry of Finance
Public Debt Management Office
Naxal, Kathmandu

Quarterly Debt Position of
Government of Nepal (GoN)

[2nd Quarter of FY 2078/79 as on 2078/09/30 (Jan 14, 2022)]

1. Debt Position

The total government debt has reached to NPR 1728.93 billion at the end of the 2nd quarter of F/Y 2078/79 (Jan 14, 2022). Out of this amount, external debt is NPR 948.98 billion and internal debt consists NPR 779.94 billion. The total debt of Government of Nepal for the 2nd quarter of F/Y 2078/79 has increased by 0.33%. External debt has decreased by 0.03% (due to exchange fluctuation) and internal debt has increased by 0.78%. (Table 1).

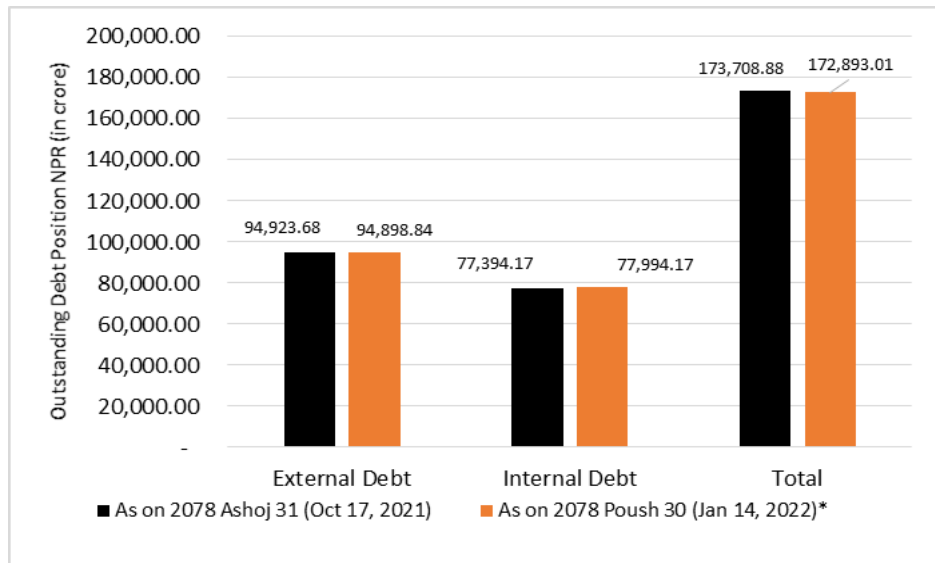
Table no. 1
Debt Position: Total Outstanding Debt

S.N.	Debt	As on 2078 Ashoj 31 (Oct 17, 2021)	Transactions during the Quarter (Net)	As on 2078 Poush 30 (Jan 14, 2022)*	Change (%)
1	External Debt	949,236,785,788.32	(248,392,116.45)	948,988,393,671.87	-0.03%
2	Internal Debt	773,941,700,000.00	6,000,000,000.00	779,941,700,000.00	0.78%
	Total	1,723,178,485,788.32	5,751,607,883.55	1,728,930,093,671.87	0.33%

*includes 2621.60 million IMF Value Adjustment.

During this quarter, total increment of internal debt is NPR 6 billion whereas external debt position is decreased by NPR 248.39 million. The total outstanding debt is depicted in following Chart no. 1.

Chart no. 1
Debt Position: Total Outstanding Debt



Debt receipt of external debt during this quarter is NPR. 23.17 billion. Principal repayment consists of NPR 6.95 billion. Fluctuation in exchange rate has resulted in exchange gain of NPR 16.47 billion for the current quarter resulting to decrease in outstanding debt position. Equivalent USD outstanding positing can be found in Annex on report "Donor wise outstanding external debt (In CCY, NPR & USD)".

Debt receipt of internal debt is NPR. 6 billion during the quarter. No repayment were done for internal debt during this quarter.

Table no. 1.1
Transactions during the Quarter

S.N.	Debt	Debt Receipt (A)	Principal Repayment (B)	Others (Exchange Gain/(Loss)) (C)	Net transaction D =A-B-C
1	External Debt	23,174,894,084.11	6,950,100,983.07	16,473,185,217.49	(248,392,116.45)
2	Internal Debt	6,000,000,000.00	-	-	6,000,000,000.00
	Total	29,174,894,084.11	6,950,100,983.07	16,473,185,217.49	5,751,607,883.55

Note: Exchange rate for the 18 October 2021 is \$1= NPR 120.72 and for the 14 January 2022 is \$1= NPR 118.52 resulting to an exchange gain of NPR 2.20. Corresponding effect on exchange rate in other commitment currency is also observed.

2. Debt to GDP Ratio

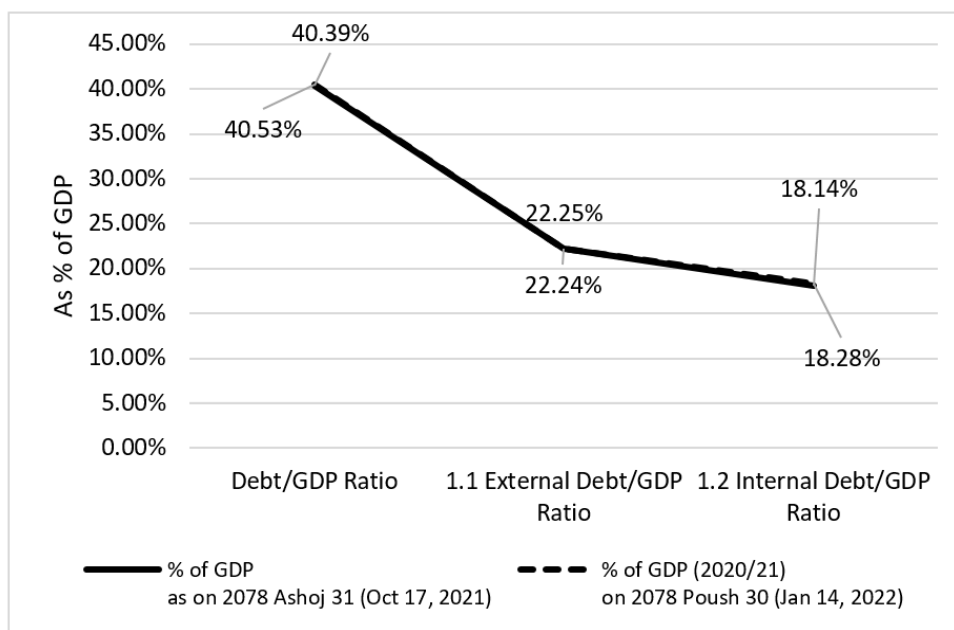
At the end of 2nd quarter of F/Y 2078/079, the total debt to GDP ratio was 40.53% whereas external debt to GDP ratio was 18.28% and internal debt to GDP ratio was 22.24%. This ratio is calculated based on the GDP at the end of FY 2077/078 with NPR 4266.32 billion by Central Bureau of Statistics. During the first quarter of FY 2078/79 (Ashoj 31), the debt to GDP ratio was 40.39% consisting of 22.25% on external ratio and 18.14% on internal debt. GDP of the F/Y 2077/78 (2020/21) is NPR 4266.32 billion.

Table 2
Debt to GDP Ratio

S.N.		% of GDP as on 2078 Ashoj 31 (Oct 17, 2021)	% of GDP (2020/21) on 2078 Poush 30 (Jan 14, 2022)
1	Debt/GDP Ratio	40.39%	40.53%
	1.1 External Debt/GDP Ratio	22.25%	22.24%
	1.2 Internal Debt/GDP Ratio	18.14%	18.28%

** GDP of the F/Y 2078/79 Q2 (2021/22) is taken from GDP of F/Y 2077/78 i.e. 4266.32 billion.*

Chart No. 2
Debt to GDP Ratio



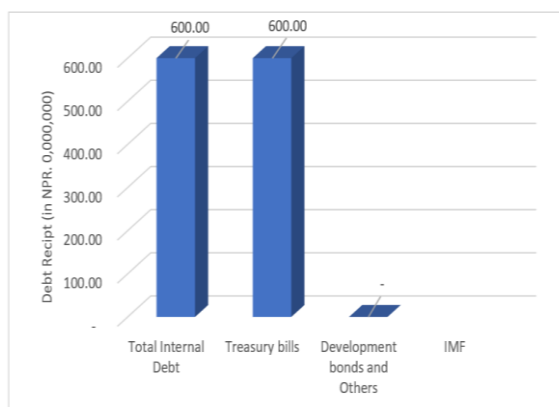
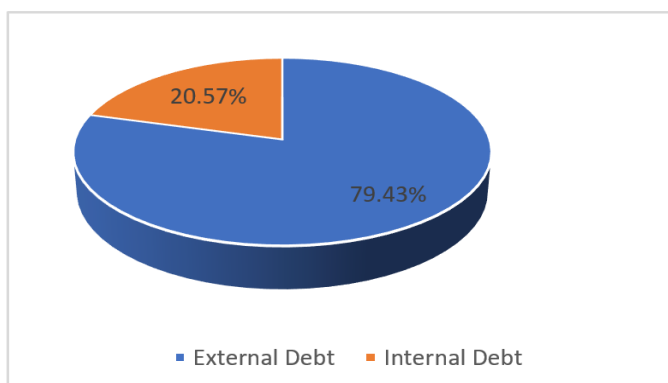
3. Receipt of Debt

The total receipt of debt as of the 2nd quarter of Fiscal Year 2078/79 is NPR 29.17 billion out of which NPR 23.17 billion is received from external sources and NPR 6 billion is from internal sources. Out of external debt, 87.37% i.e. NPR 20.24 billion is received from multilateral sources and rest 12.63% i.e. NPR 2.92 is from bilateral sources. During this quarter, total internal debt is received from new issue of treasury bills of NPR 6 billion. The rollover of treasury bills (domestic borrowings) is not considered as new issue.

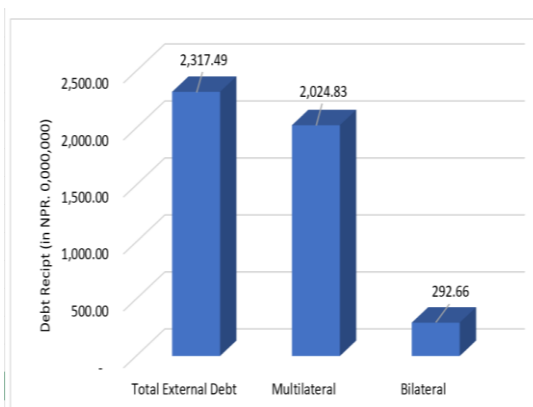
Table 3
Receipt of Debt (Rs.) during 2nd Quarter
As on 2078 Poush 30 (Jan 14, 2022)

S.N.	Description	Amount	%
1	External Debt	23,174,894,084.11	100.00%
1.1	Multilateral	20,248,265,774.78	87.37%
1.2	Bilateral	2,926,628,309.33	12.63%
2	Internal Debt	6,000,000,000.00	100.00%
2.1	Treasury bills	6,000,000,000.00	100.00%
2.2	Development bonds and Others	-	0.00%
2.3	IMF	-	0.00%
	Total	29,174,894,084.11	

Chart No. 3
Debt Receipt (Total)



Internal Debt



External Debt

4. Debt Service

Status of Debt servicing in this quarter is depicted in the Table 4. Total Debt servicing during the 2nd quarter of Fiscal Year 2078/79 is NPR 20.14 billion. Out of which NPR 11.40 billion i.e., 56.61 % is for internal debt and remaining NPR 8.74 billion i.e., 43.39 % is for external debt.

Table no. 4
Debt Servicing (Rs.) during the quarter
As on 2078 Poush 30 (Jan 14, 2022)

S.N.	Description	Principal Repayment	Interest Payment*	Total	%
1	External Debt	6,950,100,983.07	1,791,002,306.13	8,741,103,289.19	43.39%
2	Internal Debt	-	11,405,715,707.60	11,405,715,707.60	56.61%
	Total	6,950,100,983.07	13,196,718,013.73	20,146,818,996.79	100.00%

* 1) Interest payment of external debt includes grace period interest payment and commitment charge payment

2) Interest payment of internal debt includes commission payment.

Apart from interest payment, commitment charge and commission were paid. Commitment charge are paid for external debt and commission are paid for internal debt. Detailed breakdown of interest and other payment is provided in table 5 below.

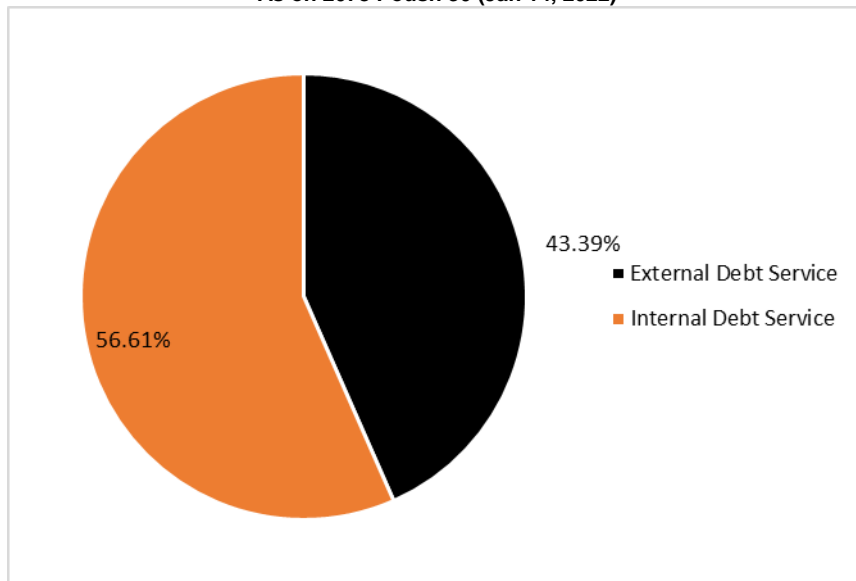
Table no. 5
Interest and Other Payments (Rs.) during the quarter
for the quarter as of 2078 Poush 30 (Jan 14, 2022)

figures in crore

Fiscal Year	Kartik	Mangsir	Poush	Total
External				
Interest	47.70	53.55	14.22	115.46
Grace Period Interest	11.83	44.44	5.66	61.93
Interest (Total)	59.53	97.99	19.88	177.40
Commitment Charge	1.70	-	-	1.70
Total (External)	61.23	97.99	19.88	179.10
Internal				
Interest	555.92	271.52	308.87	1,136.30
Commission			4.27	4.27
Total (Internal)	555.92	271.52	313.14	1,140.57
Grand Total	617.15	369.51	333.02	1,319.67

In regard to principal repayment, NPR 6.95 billion has been repaid to the external creditors during the 2nd quarter. No principal repayment of internal debt is made during this quarter. Hence, total repayment of principal amounts to NPR 6.95 billion. The total payment of interest is NPR 20.14 billion. Out of which NPR 8.74 billion and NPR 11.40 billion has been paid to external and internal creditors respectively.

Chart No. 4
Debt Servicing (NPR)
As on 2078 Poush 30 (Jan 14, 2022)



- This report is based on the data received up to Poush 30, 2078.

List of Annexes

1. Donor wise Outstanding External Debt (in commitment currency , NPR & USD)
2. Donor Wise Monthly Disbursement Summary (For Kartik, Mangsir and Poush)
3. Donor Wise Monthly Principal Re-Payment Summary (For Kartik, Mangsir and Poush)
4. Donor Wise Monthly Commitment Charge Payment Summary(For Kartik, Mangsir and Poush)
5. Donor Wise Monthly Grace Period Interest Payment Summary (For Kartik, Mangsir and Poush)
6. Donor Wise Monthly Interest Payment Summary (For Kartik, Mangsir and Poush)
7. Internal Debt Principle and interest details



Government of Nepal
Ministry of Finance

Public Debt Management Office

Kathmandu, Nepal

Donorwise Outstanding External Debt (in commitment currency , NPR & USD)

As on :2078-Paush-30 14/01/2022

Fiscal Year:2078/2079

Month:Paush

Sr. No.	Donor Type	Donor	Commit. Currency	Amount (Commitment CCY)	NPR Amount	USD Amount
	Bilateral					
1		BELGIUM	EUR	5564691.3500	756742376.6865	6384933.9916
2		EBK	KRW	63161266000.0000	6316126600.0000	53291652.0418
3		EBLCI	USD	269996750.0500	32000014815.9260	269996750.0500
4		EIBC	CNY	1826848986.8600	34034196625.2018	287159944.5258
5		JICA	JPY	40559412212.0000	41978991639.4200	354193314.5412
6		KUWAIT	KWD	2947881.0500	1157279142.6090	9764420.7105
7		NBF	EUR	2225583.6200	302657116.4838	2553637.4999
8		SAUDI	SAR	56804654.4200	1793890986.5836	15135766.0022
	Total of Bilateral				118339899302.9107	998480419.3630
	Multilateral					
1		AIIB	USD	280750.0000	33274490.0000	280750.0000
2		ADB	USD	498975576.1900	59138585290.0388	498975576.1900
3		IDA	EUR	345000.0000	46916550.0000	395853.4425
4		IMF	SDR	192550000.0000	32128893000.0000	271084146.1357
5		NDF	EUR	15188127.2300	2065433422.0077	17426876.6622
6		OFID	USD	63123345.0300	7481378852.9556	63123345.0300
7		IDA	SDR	2800544985.1600	467298936223.7976	3942785489.5697
8		IDA	USD	54422946.0400	6450207564.6608	54422946.0400
9		IFAD	SDR	54930405.3900	9165687443.3754	77334521.1220
10		IFAD	USD	2015761.7500	238908082.6100	2015761.7500

Sr. No.	Donor Type	Donor	Commit. Currency	Amount (Commitment CCY)	NPR Amount	USD Amount
11		EEC	DKK	340632.2500	6226757.5300	52537.6099
12		EEC	EUR	1201999.8200	163459955.5218	1379176.1350
13		EEC	GBP	333875.8700	54375024.1882	458783.5318
14		EIB	USD	33543303.6800	3975552352.1536	33543303.6800
15		ADB	SDR	1452718802.3500	242400659360.1210	2045229997.9760
	Total of Multilateral				830648494368.9605	7008509064.8748
	Grand Total				948988393671.8712	8006989484.2378



Government of Nepal

Ministry of Finance

Public Debt Management Office

Kathmandu, Nepal

Donor Wise Monthly Disbursement Summary

As on : 2078-Kartik-30 16/11/2021

Fiscal Year: 2078/2079

Month: Kartik

Sr. No.	Donor Short Name	Commit. Currency	Disbursement Position (Previous Month)		Disbursement Position (Current Month)		Total	
			Amount In Commit. Currency	Amount In NPR Currency	Amount In Commit. Currency	Amount In NPR Currency	Amount in Commit. Currency	Amount In NPR Currency
Donor Type			Bilateral					
1	AUSTRIA	EUR	4279799.1400	530737891.3500	0.0000	0.0000	4279799.1400	530737891.3500
2	BELGIUM	EUR	17164024.3500	2128510659.6400	0.0000	0.0000	17164024.3500	2128510659.6400
3	EBK	KRW	75078989060.0000	7015976614.4700	0.0000	0.0000	75078989060.0000	7015976614.4700
4	EBLCI	USD	352872210.3600	39599294855.6600	1009588.1700	121119003.9600	353881798.5300	39720413859.6200
5	EIBC	CNY	1835865477.1800	30124191250.1900	0.0000	0.0000	1835865477.1800	30124191250.1900
6	JICA	JPY	72381554836.0000	73025637453.9000	350850062.0000	366564413.1900	72732404898.0000	73392201867.0900
7	KUWAIT	KWD	4242961.4100	1579761408.9300	0.0000	0.0000	4242961.4100	1579761408.9300
8	NBF	EUR	48509744.8300	6015693456.4200	0.0000	0.0000	48509744.8300	6015693456.4200
9	SAUDI	SAR	92482269.6700	2773735121.9600	0.0000	0.0000	92482269.6700	2773735121.9600
Total of Bilateral			149815960382.9400	162793538712.5200	351859650.1700	487683417.1500	150167820033.1100	163281222129.6700
Donor Type			Multilateral					
1	ADB	SDR	2281419074.5000	347920630344.8300	4550713.4900	769292586.2100	2285969787.9900	348689922931.0400
2	ADB	USD	468861684.1000	55821481224.7900	6826369.2200	811797297.6400	475688053.3200	56633278522.4300
3	AIIB	USD	280750.0000	33367137.5000	0.0000	0.0000	280750.0000	33367137.5000
4	EEC	DKK	1528000.0000	25202832.0000	0.0000	0.0000	1528000.0000	25202832.0000

Sr. No.	Donor Short Name	Commit. Currency	Disbursement Position (Previous Month)		Disbursement Position (Current Month)		Total	
			Amount In Commit. Currency	Amount In NPR Currency	Amount In Commit. Currency	Amount In NPR Currency	Amount in Commit. Currency	Amount In NPR Currency
5	EEC	EUR	5391372.4200	669903901.7800	0.0000	0.0000	5391372.4200	669903901.7800
6	EEC	GBP	1503200.0000	208267758.7200	0.0000	0.0000	1503200.0000	208267758.7200
7	EIB	USD	33661685.3000	3733622858.9000	0.0000	0.0000	33661685.3000	3733622858.9000
8	IDA	EUR	345000.0000	47703150.0000	0.0000	0.0000	345000.0000	47703150.0000
9	IDA	SDR	3259710587.4200	506573446642.7700	24574433.2600	4170474342.2900	3284285020.6800	510743920985.0600
10	IDA	USD	262068035.4400	28773213359.2100	0.0000	0.0000	262068035.4400	28773213359.2100
11	IFAD	SDR	94889932.3900	14390986881.9800	0.0000	0.0000	94889932.3900	14390986881.9800
12	IFAD	USD	11538261.7400	1268747260.9300	0.0000	0.0000	11538261.7400	1268747260.9300
13	IMF	SDR	192550000.0000	30922470542.3200	0.0000	0.0000	192550000.0000	30922470542.3200
14	NDF	EUR	25337128.3600	2528744995.7400	0.0000	0.0000	25337128.3600	2528744995.7400
15	OFID	USD	133271134.1200	14876481309.0400	0.0000	0.0000	133271134.1200	14876481309.0400
Total of Multilateral			6772355845.7900	1007794270200.5100	35951515.9700	5751564226.1400	6808307361.7600	1013545834426.6500
Grand Total			156588316228.7300	1170587808913.0300	387811166.1400	6239247643.2900	156976127394.8700	1176827056556.3200



Government of Nepal

Ministry of Finance

Public Debt Management Office

Kathmandu, Nepal

Donor Wise Monthly Disbursement Summary

As on : 2078-Mangsir-29 15/12/2021

Fiscal Year: 2078/2079

Month: Mangsir

Sr. No.	Donor Short Name	Commit. Currency	Disbursement Position (Previous Month)		Disbursement Position (Current Month)		Total	
			Amount In Commit. Currency	Amount In NPR Currency	Amount In Commit. Currency	Amount In NPR Currency	Amount in Commit. Currency	Amount In NPR Currency
Donor Type			Bilateral					
1	AUSTRIA	EUR	4279799.1400	530737891.3500	0.0000	0.0000	4279799.1400	530737891.3500
2	BELGIUM	EUR	17164024.3500	2128510659.6400	0.0000	0.0000	17164024.3500	2128510659.6400
3	EBK	KRW	75078989060.0000	7015976614.4700	0.0000	0.0000	75078989060.0000	7015976614.4700
4	EBLCI	USD	353881798.5300	39720413859.6200	1249849.4000	150017084.8600	355131647.9300	39870430944.4800
5	EIBC	CNY	1835865477.1800	30124191250.1900	0.0000	0.0000	1835865477.1800	30124191250.1900
6	JICA	JPY	72732404898.0000	73392201867.0900	586507974.0000	618851756.1600	73318912872.0000	74011053623.2500
7	KUWAIT	KWD	4242961.4100	1579761408.9300	0.0000	0.0000	4242961.4100	1579761408.9300
8	NBF	EUR	48509744.8300	6015693456.4200	0.0000	0.0000	48509744.8300	6015693456.4200
9	SAUDI	SAR	92482269.6700	2773735121.9600	0.0000	0.0000	92482269.6700	2773735121.9600
Total of Bilateral			150167820033.1100	163281222129.6700	587757823.4000	768868841.0200	150755577856.5100	164050090970.6900
Donor Type			Multilateral					
1	ADB	SDR	2285969787.9900	348689922931.0400	14997433.0400	2493809809.4600	2300967221.0300	351183732740.5000
2	ADB	USD	475688053.3200	56633278522.4300	14731536.4100	1770717285.9800	490419589.7300	58403995808.4100
3	AIIB	USD	280750.0000	33367137.5000	0.0000	0.0000	280750.0000	33367137.5000
4	EEC	DKK	1528000.0000	25202832.0000	0.0000	0.0000	1528000.0000	25202832.0000

Sr. No.	Donor Short Name	Commit. Currency	Disbursement Position (Previous Month)		Disbursement Position (Current Month)		Total	
			Amount In Commit. Currency	Amount In NPR Currency	Amount In Commit. Currency	Amount In NPR Currency	Amount in Commit. Currency	Amount In NPR Currency
5	EEC	EUR	5391372.4200	669903901.7800	0.0000	0.0000	5391372.4200	669903901.7800
6	EEC	GBP	1503200.0000	208267758.7200	0.0000	0.0000	1503200.0000	208267758.7200
7	EIB	USD	33661685.3000	3733622858.9000	0.0000	0.0000	33661685.3000	3733622858.9000
8	IDA	EUR	345000.0000	47703150.0000	0.0000	0.0000	345000.0000	47703150.0000
9	IDA	SDR	3284285020.6800	510743920985.0600	25847771.3200	4321020113.6200	3310132792.0000	515064941098.6800
10	IDA	USD	262068035.4400	28773213359.2100	0.0000	0.0000	262068035.4400	28773213359.2100
11	IFAD	SDR	94889932.3900	14390986881.9800	0.0000	0.0000	94889932.3900	14390986881.9800
12	IFAD	USD	11538261.7400	1268747260.9300	0.0000	0.0000	11538261.7400	1268747260.9300
13	IMF	SDR	192550000.0000	30922470542.3200	0.0000	0.0000	192550000.0000	30922470542.3200
14	NDF	EUR	25337128.3600	2528744995.7400	0.0000	0.0000	25337128.3600	2528744995.7400
15	OFID	USD	133271134.1200	14876481309.0400	0.0000	0.0000	133271134.1200	14876481309.0400
Total of Multilateral			6808307361.7600	1013545834426.6500	55576740.7700	8585547209.0600	6863884102.5300	1022131381635.7100
Grand Total			156976127394.8700	1176827056556.3200	643334564.1700	9354416050.0800	157619461959.0400	1186181472606.4000



Government of Nepal

Ministry of Finance

Public Debt Management Office

Kathmandu, Nepal

Donor Wise Monthly Disbursement Summary

As on : 2078-Paush-30 14/01/2022

Fiscal Year: 2078/79

Month: Paush

Sr. No.	Donor Short Name	Commit. Currency	Disbursement Position (Previous Month)		Disbursement Position (Current Month)		Total	
			Amount In Commit. Currency	Amount In NPR Currency	Amount In Commit. Currency	Amount In NPR Currency	Amount in Commit. Currency	Amount In NPR Currency
Donor Type			Bilateral					
1	AUSTRIA	EUR	4279799.1400	530737891.3500	0.0000	0.0000	4279799.1400	530737891.3500
2	BELGIUM	EUR	17164024.3500	2128510659.6400	0.0000	0.0000	17164024.3500	2128510659.6400
3	EBK	KRW	75078989060.0000	7015976614.4700	0.0000	0.0000	75078989060.0000	7015976614.4700
4	EBLCI	USD	355131647.9300	39870430944.4800	3011034.8900	356839386.9600	358142682.8200	40227270331.4400
5	EIBC	CNY	1835865477.1800	30124191250.1900	55167501.4300	1044872477.0800	1891032978.6100	31169063727.2700
6	JICA	JPY	73318912872.0000	74011053623.2500	255236535.0000	268364187.1200	73574149407.0000	74279417810.3700
7	KUWAIT	KWD	4242961.4100	1579761408.9300	0.0000	0.0000	4242961.4100	1579761408.9300
8	NBF	EUR	48509744.8300	6015693456.4200	0.0000	0.0000	48509744.8300	6015693456.4200
9	SAUDI	SAR	92482269.6700	2773735121.9600	0.0000	0.0000	92482269.6700	2773735121.9600
Total of Bilateral			150755577856.5100	164050090970.6900	313415071.3200	1670076051.1600	151068992927.8300	165720167021.8500
Donor Type			Multilateral					
1	ADB	SDR	2300967221.0300	351183732740.5000	4468953.4700	758973278.6300	2305436174.5000	351942706019.1300
2	ADB	USD	490419589.7300	58403995808.4100	8555986.4600	1036756212.1800	498975576.1900	59440752020.5900
3	AIIB	USD	280750.0000	33367137.5000	0.0000	0.0000	280750.0000	33367137.5000
4	EEC	DKK	1528000.0000	25202832.0000	0.0000	0.0000	1528000.0000	25202832.0000

Sr. No.	Donor Short Name	Commit. Currency	Disbursement Position (Previous Month)		Disbursement Position (Current Month)		Total	
			Amount In Commit. Currency	Amount In NPR Currency	Amount In Commit. Currency	Amount In NPR Currency	Amount in Commit. Currency	Amount In NPR Currency
5	EEC	EUR	5391372.4200	669903901.7800	0.0000	0.0000	5391372.4200	669903901.7800
6	EEC	GBP	1503200.0000	208267758.7200	0.0000	0.0000	1503200.0000	208267758.7200
7	EIB	USD	33661685.3000	3733622858.9000	0.0000	0.0000	33661685.3000	3733622858.9000
8	IDA	EUR	345000.0000	47703150.0000	0.0000	0.0000	345000.0000	47703150.0000
9	IDA	SDR	3310132792.0000	515064941098.6800	24279065.1900	4115424848.7700	3334411857.1900	519180365947.4500
10	IDA	USD	262068035.4400	28773213359.2100	0.0000	0.0000	262068035.4400	28773213359.2100
11	IFAD	SDR	94889932.3900	14390986881.9800	0.0000	0.0000	94889932.3900	14390986881.9800
12	IFAD	USD	11538261.7400	1268747260.9300	0.0000	0.0000	11538261.7400	1268747260.9300
13	IMF	SDR	192550000.0000	30922470542.3200	0.0000	0.0000	192550000.0000	30922470542.3200
14	NDF	EUR	25337128.3600	2528744995.7400	0.0000	0.0000	25337128.3600	2528744995.7400
15	OFID	USD	133271134.1200	14876481309.0400	0.0000	0.0000	133271134.1200	14876481309.0400
Total of Multilateral			6863884102.5300	1022131381635.7100	37304005.1200	5911154339.5800	6901188107.6500	1028042535975.2900
Grand Total			157619461959.0400	1186181472606.4000	350719076.4400	7581230390.7400	157970181035.4800	1193762702997.1400



Government of Nepal

Ministry of Finance

Public Debt Management Office

Kathmandu, Nepal

Donor Wise Monthly Principal Re-Payment Summary

As on : 2078-Kartik-30 16/11/2021

Fiscal Year: 2078/2079

Month: Kartik

Sr. No.	Donor Short Name	Commit. Currency	Pricipal Payment Position (Previous Month)		Principal Payment Position (Current Month)		Total	
			Amount In Commit. Currency	Amount In NPR Currency	Amount In Commit. Currency	Amount In NPR Currency	Amount in Commit. Currency	Amount In NPR Currency
Donor Type			Bilateral					
1	AUSTRIA	EUR	4279799.1400	490749274.8530	0.0000	0.0000	4279799.1400	490749274.8530
2	BELGIUM	EUR	11599333.0000	1340751873.2886	0.0000	0.0000	11599333.0000	1340751873.2886
3	EBK	KRW	11917723060.0000	436052163312.4000	0.0000	0.0000	11917723060.0000	436052163312.4000
4	EBLCI	USD	88145932.7700	9829478560.0486	0.0000	0.0000	88145932.7700	9829478560.0486
5	EIBC	CNY	64183991.7500	1182399051.7735	0.0000	0.0000	64183991.7500	1182399051.7735
6	JICA	JPY	33014737195.0000	2427892570781.8200	0.0000	0.0000	33014737195.0000	2427892570781.8200
7	KUWAIT	KWD	1258080.3600	295147476.3856	0.0000	0.0000	1258080.3600	295147476.3856
8	NBF	EUR	46284161.2100	5236856746.7831	0.0000	0.0000	46284161.2100	5236856746.7831
9	SAUDI	SAR	35677615.2500	1505157655.7742	0.0000	0.0000	35677615.2500	1505157655.7742
Total of Bilateral			45183889168.4800	2883825274733.1266	0.0000	0.0000	45183889168.4800	2883825274733.1266
Donor Type			Multilateral					
10	ADB	SDR	830447815.8100	90831284146.0235	10893919.6800	1853150571.3697	841341735.4900	92684434717.3932
11	EEC	DKK	1164447.7500	127296239.3456	22920.0000	459477.2017	1187367.7500	127755716.5473
12	EEC	EUR	4108641.4800	449094488.5466	80731.1200	12034977.5593	4189372.6000	461129466.1059
13	EEC	GBP	1146776.1300	125371011.7928	22548.0000	3912724.9798	1169324.1300	129283736.7726

Sr. No.	Donor Short Name	Commit. Currency	Pricipal Payment Position (Previous Month)		Principal Payment Position (Current Month)		Total	
			Amount In Commit. Currency	Amount In NPR Currency	Amount In Commit. Currency	Amount In NPR Currency	Amount in Commit. Currency	Amount In NPR Currency
14	EIB	USD	118381.6200	14309970.2256	0.0000	0.0000	118381.6200	14309970.2256
15	IDA	SDR	519139319.2700	56852488565.7412	6062494.1700	1034437600.9437	525201813.4400	57886926166.6849
16	IDA	USD	205901357.4000	22537448253.0323	979798.0000	117370841.0000	206881155.4000	22654819094.0323
17	IFAD	SDR	39023149.0000	4262067065.9643	76049.0000	12846758.5226	39099198.0000	4274913824.4869
18	IFAD	USD	9378499.9900	1027069458.9004	144000.0000	17209440.0000	9522499.9900	1044278898.9004
19	NDF	EUR	10149001.1300	1224190475.4735	0.0000	0.0000	10149001.1300	1224190475.4735
20	OFID	USD	68311079.0900	7539754404.7167	333330.0000	39799602.0000	68644409.0900	7579554006.7167
Total of Multilateral			1688888468.6700	184990374079.7625	18615789.9700	3091221993.5768	1707504258.6400	188081596073.3393
Grand Total			46872777637.1500	3068815648812.8891	18615789.9700	3091221993.5768	46891393427.1200	3071906870806.4659



Government of Nepal

Ministry of Finance

Public Debt Management Office

Kathmandu, Nepal

Donor Wise Monthly Principal Re-Payment Summary

As on : 2078-Mangsir-29 15/12/2021

Fiscal Year: 2078/2079

Month: Mangsir

Sr. No.	Donor Short Name	Commit. Currency	Pricipal Payment Position (Previous Month)		Principal Payment Position (Current Month)		Total	
			Amount In Commit. Currency	Amount In NPR Currency	Amount In Commit. Currency	Amount In NPR Currency	Amount in Commit. Currency	Amount In NPR Currency
Donor Type			Bilateral					
1	AUSTRIA	EUR	4279799.1400	490749274.8530	0.0000	0.0000	4279799.1400	490749274.8530
2	BELGIUM	EUR	11599333.0000	1340751873.2886	0.0000	0.0000	11599333.0000	1340751873.2886
3	EBK	KRW	11917723060.0000	436052163312.4000	0.0000	0.0000	11917723060.0000	436052163312.4000
4	EBLCI	USD	88145932.7700	9829478560.0486	0.0000	0.0000	88145932.7700	9829478560.0486
5	EIBC	CNY	64183991.7500	1182399051.7735	0.0000	0.0000	64183991.7500	1182399051.7735
6	JICA	JPY	33014737195.0000	2427892570781.8200	0.0000	0.0000	33014737195.0000	2427892570781.8200
7	KUWAIT	KWD	1258080.3600	295147476.3856	0.0000	0.0000	1258080.3600	295147476.3856
8	NBF	EUR	46284161.2100	5236856746.7831	0.0000	0.0000	46284161.2100	5236856746.7831
9	SAUDI	SAR	35677615.2500	1505157655.7742	0.0000	0.0000	35677615.2500	1505157655.7742
Total of Bilateral			45183889168.4800	2883825274733.1266	0.0000	0.0000	45183889168.4800	2883825274733.1266
Donor Type			Multilateral					
10	ADB	SDR	841341735.4900	92133995874.0783	7541186.6600	1292711013.5467	848882922.1500	93426706887.6250
11	EEC	DKK	1187367.7500	130049160.5456	0.0000	0.0000	1187367.7500	130049160.5456
12	EEC	EUR	4189372.6000	458791103.3698	0.0000	0.0000	4189372.6000	458791103.3698
13	EEC	GBP	1169324.1300	128079252.0728	0.0000	0.0000	1169324.1300	128079252.0728

Sr. No.	Donor Short Name	Commit. Currency	Pricipal Payment Position (Previous Month)		Principal Payment Position (Current Month)		Total	
			Amount In Commit. Currency	Amount In NPR Currency	Amount In Commit. Currency	Amount In NPR Currency	Amount in Commit. Currency	Amount In NPR Currency
14	EIB	USD	118381.6200	14309970.2256	0.0000	0.0000	118381.6200	14309970.2256
15	IDA	SDR	525201813.4400	57578655326.2772	7637905.5900	1310198445.7431	532839719.0300	58888853772.0203
16	IDA	USD	206881155.4000	22654819094.0323	763934.0000	92963128.4600	207645089.4000	22747782222.4923
17	IFAD	SDR	39099198.0000	4271155681.9543	860329.0000	146035318.6682	39959527.0000	4417191000.6225
18	IFAD	USD	9522499.9900	1044278898.9004	0.0000	0.0000	9522499.9900	1044278898.9004
19	NDF	EUR	10149001.1300	1224190475.4735	0.0000	0.0000	10149001.1300	1224190475.4735
20	OFID	USD	68644409.0900	7579554006.7167	1503380.0000	182946312.2000	70147789.0900	7762500318.9167
Total of Multilateral			1707504258.6400	187217878843.6465	18306735.2500	3024854218.6180	1725810993.8900	190242733062.2645
Grand Total			46891393427.1200	3071043153576.7731	18306735.2500	3024854218.6180	46909700162.3700	3074068007795.3911



Government of Nepal

Ministry of Finance

Public Debt Management Office

Kathmandu, Nepal

Donor Wise Monthly Principal Re-Payment Summary

As on : 2078-Paush-30 14/01/2022

Fiscal Year: 2078/79

Month: Paush

Sr. No.	Donor Short Name	Commit. Currency	Pricipal Payment Position (Previous Month)		Principal Payment Position (Current Month)		Total	
			Amount In Commit. Currency	Amount In NPR Currency	Amount In Commit. Currency	Amount In NPR Currency	Amount in Commit. Currency	Amount In NPR Currency
Donor Type			Bilateral					
1	AUSTRIA	EUR	4279799.1400	490749274.8530	0.0000	0.0000	4279799.1400	490749274.8530
2	BELGIUM	EUR	11599333.0000	1340751873.2886	0.0000	0.0000	11599333.0000	1340751873.2886
3	EBK	KRW	11917723060.0000	436052163312.4000	0.0000	0.0000	11917723060.0000	436052163312.4000
4	EBLCI	USD	88145932.7700	9829478560.0486	0.0000	0.0000	88145932.7700	9829478560.0486
5	EIBC	CNY	64183991.7500	1182399051.7735	0.0000	0.0000	64183991.7500	1182399051.7735
6	JICA	JPY	33014737195.0000	2427892570781.8200	0.0000	0.0000	33014737195.0000	2427892570781.8200
7	KUWAIT	KWD	1258080.3600	295147476.3856	37000.0000	14583920.0000	1295080.3600	309731396.3856
8	NBF	EUR	46284161.2100	5236856746.7831	0.0000	0.0000	46284161.2100	5236856746.7831
9	SAUDI	SAR	35677615.2500	1505157655.7742	0.0000	0.0000	35677615.2500	1505157655.7742
Total of Bilateral			45183889168.4800	2883825274733.1266	37000.0000	14583920.0000	45183926168.4800	2883839858653.1266
Donor Type			Multilateral					
10	ADB	SDR	848882922.1500	93051271671.7337	3834450.0000	646472932.7968	852717372.1500	93697744604.5305
11	EEC	DKK	1187367.7500	130049160.5456	0.0000	0.0000	1187367.7500	130049160.5456
12	EEC	EUR	4189372.6000	458791103.3698	0.0000	0.0000	4189372.6000	458791103.3698
13	EEC	GBP	1169324.1300	128079252.0728	0.0000	0.0000	1169324.1300	128079252.0728

Sr. No.	Donor Short Name	Commit. Currency	Pricipal Payment Position (Previous Month)		Principal Payment Position (Current Month)		Total	
			Amount In Commit. Currency	Amount In NPR Currency	Amount In Commit. Currency	Amount In NPR Currency	Amount in Commit. Currency	Amount In NPR Currency
14	EIB	USD	118381.6200	14309970.2256	0.0000	0.0000	118381.6200	14309970.2256
15	IDA	SDR	532839719.0300	58506658739.5626	1027153.0000	172967918.0800	533866872.0300	58679626657.6426
16	IDA	USD	207645089.4000	22747782222.4923	0.0000	0.0000	207645089.4000	22747782222.4923
17	IFAD	SDR	39959527.0000	4375622257.5143	0.0000	0.0000	39959527.0000	4375622257.5143
18	IFAD	USD	9522499.9900	1044278898.9004	0.0000	0.0000	9522499.9900	1044278898.9004
19	NDF	EUR	10149001.1300	1224190475.4735	0.0000	0.0000	10149001.1300	1224190475.4735
20	OFID	USD	70147789.0900	7762500318.9167	0.0000	0.0000	70147789.0900	7762500318.9167
Total of Multilateral			1725810993.8900	189443534070.8073	4861603.0000	819440850.8768	1730672596.8900	190262974921.6841
Grand Total			46909700162.3700	3073268808803.9339	4898603.0000	834024770.8768	46914598765.3700	3074102833574.8107



Government of Nepal

Ministry of Finance

Public Debt Management Office

Kathmandu, Nepal

Donor Wise Monthly Commitment Charge Payment Summary

As on : 2078-Kartik-30 16/11/2021

Fiscal Year: 2078/2079

Month: Kartik

Sr. No.	Donor Short Name	Commit. Currency	Commitment Charge Payment Position				Total	
			Previous Month		Current Month		Amount in Commit. Currency	Amount In NPR Currency
			Amount In Commit. Currency	Amount In NPR Currency	Amount In Commit. Currency	Amount In NPR Currency		
1	AIIB	USD	0.0000	0.0000	141174.9400	17036991.7592	141174.9400	17036991.7592
2	EBLCI	USD	1488619.7300	173629120.9688	0.0000	0.0000	1488619.7300	173629120.9688
3	EIBC	CNY	934340.7200	16763484.0317	0.0000	0.0000	934340.7200	16763484.0317
4	NDF	EUR	2825.8900	344101.5978	0.0000	0.0000	2825.8900	344101.5978
5	OFID	USD	2421.1200	278428.8000	0.0000	0.0000	2421.1200	278428.8000
Grand Total			2428207.4600	191015135.3983	141174.9400	17036991.7592	2569382.4000	208052127.1575



Government of Nepal

Ministry of Finance

Public Debt Management Office

Kathmandu, Nepal

Donor Wise Monthly Commitment Charge Payment Summary

As on : 2078-Mangsir-29 15/12/2021

Fiscal Year: 2078/2079

Month: Mangsir

Sr. No.	Donor Short Name	Commit. Currency	Commitment Charge Payment Position				Total	
			Previous Month		Current Month		Amount in Commit. Currency	Amount In NPR Currency
			Amount In Commit. Currency	Amount In NPR Currency	Amount In Commit. Currency	Amount In NPR Currency		
1	AIIB	USD	141174.9400	17036991.7592	0.0000	0.0000	141174.9400	17036991.7592
2	EBLCI	USD	1488619.7300	173629120.9688	0.0000	0.0000	1488619.7300	173629120.9688
3	EIBC	CNY	934340.7200	16763484.0317	0.0000	0.0000	934340.7200	16763484.0317
4	NDF	EUR	2825.8900	344101.5978	0.0000	0.0000	2825.8900	344101.5978
5	OFID	USD	2421.1200	278428.8000	0.0000	0.0000	2421.1200	278428.8000
Grand Total			2569382.4000	208052127.1575	0.0000	0.0000	2569382.4000	208052127.1575



Government of Nepal

Ministry of Finance

Public Debt Management Office

Kathmandu, Nepal

Donor Wise Monthly Commitment Charge Payment Summary

As on : 2078-Paush-30 14/01/2022

Fiscal Year: 2078/79

Month: Paush

Sr. No.	Donor Short Name	Commit. Currency	Commitment Charge Payment Position				Total	
			Previous Month		Current Month		Amount in Commit. Currency	Amount In NPR Currency
			Amount In Commit. Currency	Amount In NPR Currency	Amount In Commit. Currency	Amount In NPR Currency		
1	AIIB	USD	141174.9400	17036991.7592	0.0000	0.0000	141174.9400	17036991.7592
2	EBLCI	USD	1488619.7300	173629120.9688	0.0000	0.0000	1488619.7300	173629120.9688
3	EIBC	CNY	934340.7200	16763484.0317	0.0000	0.0000	934340.7200	16763484.0317
4	NDF	EUR	2825.8900	344101.5978	0.0000	0.0000	2825.8900	344101.5978
5	OFID	USD	2421.1200	278428.8000	0.0000	0.0000	2421.1200	278428.8000
Grand Total			2569382.4000	208052127.1575	0.0000	0.0000	2569382.4000	208052127.1575



Government of Nepal

Ministry of Finance

Public Debt Management Office

Kathmandu, Nepal

Donor Wise Monthly Grace Period Interest Payment Summary

As on : 2078-Kartik-30 16/11/2021

Fiscal Year: 2078/2079

Month: Kartik

Sr. No.	Donor Short Name	Commit. Currency	Grace Period Interest Payment Position				Total	
			Previous Month		Current Month		Amount in Commit. Currency	Amount In NPR Currency
			Amount In Commit. Currency	Amount In NPR Currency	Amount In Commit. Currency	Amount In NPR Currency		
1	ADB	SDR	12890729.55	2197095944.50	0.00	0.00	12890729.55	2158037033.97
2	ADB	USD	3571388.89	431138066.80	125000.00	15013750.00	3696388.89	441644544.58
3	AIIB	USD	233121.15	28142385.23	1463.63	176630.87	234584.78	28028189.51
4	EBK	KRW	2163883391.00	221148882.56	0.00	0.00	2163883391.00	219201387.51
5	EBLCI	USD	12125758.70	1463821590.26	0.00	0.00	12125758.70	1448785649.48
6	EIB	USD	1325485.32	160012587.83	0.00	0.00	1325485.32	158368986.03
7	EIBC	CNY	96332963.97	1809133063.36	0.00	0.00	96332963.97	1802389755.88
8	IDA	EUR	333695.62	46780788.97	0.00	0.00	333695.62	45632876.04
9	IDA	SDR	57861260.54	9861873246.44	600991.57	102413060.23	58462252.11	9787165625.74
10	IDA	USD	38577.81	4657113.22	5694.95	679977.03	44272.76	5289709.36
11	IFAD	SDR	857344.13	146125733.52	0.00	0.00	857344.13	143527980.80
12	JICA	JPY	20389221.00	21571795.82	0.00	0.00	20389221.00	21388292.83
13	KUWAIT	KWD	119436.69	47792591.50	0.00	0.00	119436.69	47236016.53
14	OFID	USD	829345.04	100118533.23	0.00	0.00	829345.04	99090145.38
15	SAUDI	SAR	246595.32	7937903.35	0.00	0.00	246595.32	7856526.90

Grand Total		2371038314.73	16547350226.59	733150.15	118283418.13	2371771464.88	16413642720.54
-------------	--	---------------	----------------	-----------	--------------	---------------	----------------



Government of Nepal

Ministry of Finance

Public Debt Management Office

Kathmandu, Nepal

Donor Wise Monthly Grace Period Interest Payment Summary

As on : 2078-Mangsir-29 15/12/2021

Fiscal Year: 2078/2079

Month: Mangsir

Sr. No.	Donor Short Name	Commit. Currency	Grace Period Interest Payment Position				Total	
			Previous Month		Current Month		Amount in Commit. Currency	Amount In NPR Currency
			Amount In Commit. Currency	Amount In NPR Currency	Amount In Commit. Currency	Amount In NPR Currency		
1	ADB	SDR	12890729.55	2158037033.97	1057233.91	181273318.08	13947963.46	2370316910.39
2	ADB	USD	3696388.89	441644544.58	0.00	0.00	3696388.89	449813564.02
3	AIIB	USD	234584.78	28028189.51	0.00	0.00	234584.78	28546621.88
4	EBK	KRW	2163883391.00	219201387.51	0.00	0.00	2163883391.00	222447212.59
5	EBLCI	USD	12125758.70	1448785649.48	0.00	0.00	12125758.70	1475583576.20
6	EIB	USD	1325485.32	158368986.03	0.00	0.00	1325485.32	161298308.59
7	EIBC	CNY	96332963.97	1802389755.88	0.00	0.00	96332963.97	1841886271.11
8	IDA	EUR	333695.62	45632876.04	0.00	0.00	333695.62	45899832.53
9	IDA	SDR	58462252.11	9787165625.74	1476950.78	251860398.41	59939202.89	10186068139.13
10	IDA	USD	44272.76	5289709.36	0.00	0.00	44272.76	5387552.16
11	IFAD	SDR	857344.13	143527980.80	66281.01	11276221.32	923625.14	156960856.29
12	JICA	JPY	20389221.00	21388292.83	0.00	0.00	20389221.00	21836855.69
13	KUWAIT	KWD	119436.69	47236016.53	0.00	0.00	119436.69	47977718.37
14	OFID	USD	829345.04	99090145.38	0.00	0.00	829345.04	100922997.92
15	SAUDI	SAR	246595.32	7856526.90	0.00	0.00	246595.32	7999552.18

Grand Total		2371771464.88	16413642720.54	2600465.70	444409937.81	2374371930.58	17122945969.05
-------------	--	---------------	----------------	------------	--------------	---------------	----------------



Government of Nepal

Ministry of Finance

Public Debt Management Office

Kathmandu, Nepal

Donor Wise Monthly Grace Period Interest Payment Summary

As on : 2078-Paush-30 14/01/2022

Fiscal Year: 2078/79

Month: Paush

Sr. No.	Donor Short Name	Commit. Currency	Grace Period Interest Payment Position				Total	
			Previous Month		Current Month		Amount in Commit. Currency	Amount In NPR Currency
			Amount In Commit. Currency	Amount In NPR Currency	Amount In Commit. Currency	Amount In NPR Currency		
1	ADB	SDR	13947963.46	2370316910.39	73791.87	12441013.35	14021755.33	2339670094.36
2	ADB	USD	3696388.89	449813564.02	0.00	0.00	3696388.89	438096011.24
3	AIIB	USD	234584.78	28546621.88	0.00	0.00	234584.78	27802988.13
4	EBK	KRW	2163883391.00	222447212.59	0.00	0.00	2163883391.00	216388339.10
5	EBLCI	USD	12125758.70	1475583576.20	0.00	0.00	12125758.70	1437144921.12
6	EIB	USD	1325485.32	161298308.59	0.00	0.00	1325485.32	157096520.13
7	EIBC	CNY	96332963.97	1841886271.11	0.00	0.00	96332963.97	1794683118.76
8	IDA	EUR	333695.62	45899832.53	0.00	0.00	333695.62	45379267.36
9	IDA	SDR	59939202.89	10186068139.13	262441.62	44193981.75	60201644.51	10045246402.94
10	IDA	USD	44272.76	5387552.16	0.00	0.00	44272.76	5247207.52
11	IFAD	SDR	923625.14	156960856.29	0.00	0.00	923625.14	154116090.86
12	JICA	JPY	20389221.00	21836855.69	0.00	0.00	20389221.00	21102843.74
13	KUWAIT	KWD	119436.69	47977718.37	0.00	0.00	119436.69	46888455.76
14	OFID	USD	829345.04	100922997.92	0.00	0.00	829345.04	98293974.14
15	SAUDI	SAR	246595.32	7999552.18	0.00	0.00	246595.32	7787480.21

Grand Total		2374371930.58	17122945969.05	336233.49	56634995.10	2374708164.07	16834943715.37
-------------	--	---------------	----------------	-----------	-------------	---------------	----------------



Government of Nepal

Ministry of Finance

Public Debt Management Office

Kathmandu, Nepal

Donor Wise Monthly Interest Payment Summary

As on : 2078-Kartik-30 16/11/2021

Fiscal Year: 2078/2079

Month: Kartik

Sr. No.	Donor Short Name	Commit. Currency	Interest Payment Position (Previous Month)		Interest Payment Position (Current Month)		Total	
			Amount In Commit. Currency	Amount In NPR Currency	Amount In Commit. Currency	Amount In NPR Currency	Amount in Commit. Currency	Amount In NPR Currency
Donor Type			Bilateral					
1	AUSTRIA	EUR	0.0800	9.7881	0.0000	0.0000	0.0800	9.7881
2	BELGIUM	EUR	103535.4700	11384766.1036	0.0000	0.0000	103535.4700	11384766.1036
3	EBK	KRW	2417891795.0000	166701966086.4316	0.0000	0.0000	2417891795.0000	166701966086.4316
4	EBLCI	USD	4484643.6600	526106590.3142	0.0000	0.0000	4484643.6600	526106590.3142
5	EIBC	CNY	15700829.3900	289056384.6244	0.0000	0.0000	15700829.3900	289056384.6244
6	JICA	JPY	5773575717.2300	552001014122.0520	0.0000	0.0000	5773575717.2300	552001014122.0520
7	KUWAIT	KWD	332279.7000	65887851.6932	0.0000	0.0000	332279.7000	65887851.6932
8	NBF	EUR	21290826.0800	2350460666.4156	0.0000	0.0000	21290826.0800	2350460666.4156
9	SAUDI	SAR	5498475.9800	296652099.9869	0.0000	0.0000	5498475.9800	296652099.9869
Total of Bilateral			8238878102.5900	722242528577.4096	0.0000	0.0000	8238878102.5900	722242528577.4096
Donor Type			Multilateral					
1	ADB	SDR	205162970.4300	31373779587.3669	1597201.9700	271562856.1603	206760172.4000	31645342443.5272
2	EEC	DKK	335347.1200	33933258.7404	1375.2000	26256.0460	336722.3200	33959514.7864
3	EEC	EUR	1174560.7600	129543693.6114	4843.9200	24023.2011	1179404.6800	129567716.8125
4	EEC	GBP	361908.0900	40280704.2822	1352.9400	42610.2236	363261.0300	40323314.5058

Sr. No.	Donor Short Name	Commit. Currency	Interest Payment Position (Previous Month)		Interest Payment Position (Current Month)		Total	
			Amount In Commit. Currency	Amount In NPR Currency	Amount In Commit. Currency	Amount In NPR Currency	Amount in Commit. Currency	Amount In NPR Currency
5	EIB	USD	46558.2600	5627962.4688	0.0000	0.0000	46558.2600	5627962.4688
6	IDA	SDR	157990074.2100	24085458950.0491	1115595.3200	193604914.9218	159105669.5300	24279063864.9709
7	IDA	USD	55751276.8900	6115031914.8865	42085.3400	5042477.5776	55793362.2300	6120074392.4641
8	IFAD	SDR	10981223.1900	1672990180.2404	7985.3700	1348947.6132	10989208.5600	1674339127.8536
9	IFAD	USD	2414619.8300	264651206.3564	10798.8100	1290565.7831	2425418.6400	265941772.1395
10	NDF	EUR	3421319.1900	394232006.6016	0.0000	0.0000	3421319.1900	394232006.6016
11	OFID	USD	11069660.1600	1220642944.2333	33900.6600	4047738.8040	11103560.8200	1224690683.0373
Total of Multilateral			448709518.1300	65336172408.8370	2815139.5300	476990390.3307	451524657.6600	65813162799.1677
Grand Total			8687587620.7200	787578700986.2466	2815139.5300	476990390.3307	8690402760.2500	788055691376.5773



Government of Nepal

Ministry of Finance

Public Debt Management Office

Kathmandu, Nepal

Donor Wise Monthly Interest Payment Summary

As on : 2078-Mangsir-29 15/12/2021

Fiscal Year: 2078/2079

Month: Mangsir

Sr. No.	Donor Short Name	Commit. Currency	Interest Payment Position (Previous Month)		Interest Payment Position (Current Month)		Total	
			Amount In Commit. Currency	Amount In NPR Currency	Amount In Commit. Currency	Amount In NPR Currency	Amount in Commit. Currency	Amount In NPR Currency
Donor Type			Bilateral					
1	AUSTRIA	EUR	0.0800	9.7881	0.0000	0.0000	0.0800	9.7881
2	BELGIUM	EUR	103535.4700	11384766.1036	0.0000	0.0000	103535.4700	11384766.1036
3	EBK	KRW	2417891795.0000	166701966086.4316	0.0000	0.0000	2417891795.0000	166701966086.4316
4	EBLCI	USD	4484643.6600	526106590.3142	0.0000	0.0000	4484643.6600	526106590.3142
5	EIBC	CNY	15700829.3900	289056384.6244	0.0000	0.0000	15700829.3900	289056384.6244
6	JICA	JPY	5773575717.2300	552001014122.0520	0.0000	0.0000	5773575717.2300	552001014122.0520
7	KUWAIT	KWD	332279.7000	65887851.6932	0.0000	0.0000	332279.7000	65887851.6932
8	NBF	EUR	21290826.0800	2350460666.4156	0.0000	0.0000	21290826.0800	2350460666.4156
9	SAUDI	SAR	5498475.9800	296652099.9869	0.0000	0.0000	5498475.9800	296652099.9869
Total of Bilateral			8238878102.5900	722242528577.4096	0.0000	0.0000	8238878102.5900	722242528577.4096
Donor Type			Multilateral					
1	ADB	SDR	206760172.4000	31645342443.5272	1266219.5300	217093129.6616	208026391.9300	31862435573.1888
2	EEC	DKK	336722.3200	33959514.7864	0.0000	0.0000	336722.3200	33959514.7864
3	EEC	EUR	1179404.6800	129567716.8125	0.0000	0.0000	1179404.6800	129567716.8125
4	EEC	GBP	363261.0300	40323314.5058	0.0000	0.0000	363261.0300	40323314.5058

Sr. No.	Donor Short Name	Commit. Currency	Interest Payment Position (Previous Month)		Interest Payment Position (Current Month)		Total	
			Amount In Commit. Currency	Amount In NPR Currency	Amount In Commit. Currency	Amount In NPR Currency	Amount in Commit. Currency	Amount In NPR Currency
5	EIB	USD	46558.2600	5627962.4688	0.0000	0.0000	46558.2600	5627962.4688
6	IDA	SDR	159105669.5300	24279063864.9709	1490169.8600	255759970.9897	160595839.3900	24534823835.9606
7	IDA	USD	55793362.2300	6120074392.4641	47515.8000	5782197.7020	55840878.0300	6125856590.1661
8	IFAD	SDR	10989208.5600	1674339127.8536	127286.6200	21609772.4270	11116495.1800	1695948900.2806
9	IFAD	USD	2425418.6400	265941772.1395	0.0000	0.0000	2425418.6400	265941772.1395
10	NDF	EUR	3421319.1900	394232006.6016	0.0000	0.0000	3421319.1900	394232006.6016
11	OFID	USD	11103560.8200	1224690683.0373	289670.9800	35250061.5562	11393231.8000	1259940744.5935
Total of Multilateral			451524657.6600	65813162799.1677	3220862.7900	535495132.3365	454745520.4500	66348657931.5042
Grand Total			8690402760.2500	788055691376.5773	3220862.7900	535495132.3365	8693623623.0400	788591186508.9138



Government of Nepal

Ministry of Finance

Public Debt Management Office

Kathmandu, Nepal

Donor Wise Monthly Interest Payment Summary

As on : 2078-Paush-30 14/01/2022

Fiscal Year: 2078/79

Month: Paush

Sr. No.	Donor Short Name	Commit. Currency	Interest Payment Position (Previous Month)		Interest Payment Position (Current Month)		Total	
			Amount In Commit. Currency	Amount In NPR Currency	Amount In Commit. Currency	Amount In NPR Currency	Amount in Commit. Currency	Amount In NPR Currency
Donor Type			Bilateral					
1	AUSTRIA	EUR	0.0800	9.7881	0.0000	0.0000	0.0800	9.7881
2	BELGIUM	EUR	103535.4700	11384766.1036	0.0000	0.0000	103535.4700	11384766.1036
3	EBK	KRW	2417891795.0000	166701966086.4316	0.0000	0.0000	2417891795.0000	166701966086.4316
4	EBLCI	USD	4484643.6600	526106590.3142	0.0000	0.0000	4484643.6600	526106590.3142
5	EIBC	CNY	15700829.3900	289056384.6244	0.0000	0.0000	15700829.3900	289056384.6244
6	JICA	JPY	5773575717.2300	552001014122.0520	0.0000	0.0000	5773575717.2300	552001014122.0520
7	KUWAIT	KWD	332279.7000	65887851.6932	3000.0000	1182480.0000	335279.7000	67070331.6932
8	NBF	EUR	21290826.0800	2350460666.4156	0.0000	0.0000	21290826.0800	2350460666.4156
9	SAUDI	SAR	5498475.9800	296652099.9869	0.0000	0.0000	5498475.9800	296652099.9869
Total of Bilateral			8238878102.5900	722242528577.4096	3000.0000	1182480.0000	8238881102.5900	722243711057.4096
Donor Type			Multilateral					
1	ADB	SDR	208026391.9300	31862435573.1888	751453.2600	126692016.2400	208777845.1900	31989127589.4288
2	EEC	DKK	336722.3200	33959514.7864	0.0000	0.0000	336722.3200	33959514.7864
3	EEC	EUR	1179404.6800	129567716.8125	0.0000	0.0000	1179404.6800	129567716.8125
4	EEC	GBP	363261.0300	40323314.5058	0.0000	0.0000	363261.0300	40323314.5058

Sr. No.	Donor Short Name	Commit. Currency	Interest Payment Position (Previous Month)		Interest Payment Position (Current Month)		Total	
			Amount In Commit. Currency	Amount In NPR Currency	Amount In Commit. Currency	Amount In NPR Currency	Amount in Commit. Currency	Amount In NPR Currency
5	EIB	USD	46558.2600	5627962.4688	0.0000	0.0000	46558.2600	5627962.4688
6	IDA	SDR	160595839.3900	24534823835.9606	84782.2400	14276944.4192	160680621.6300	24549100780.3798
7	IDA	USD	55840878.0300	6125856590.1661	0.0000	0.0000	55840878.0300	6125856590.1661
8	IFAD	SDR	11116495.1800	1695948900.2806	0.0000	0.0000	11116495.1800	1695948900.2806
9	IFAD	USD	2425418.6400	265941772.1395	0.0000	0.0000	2425418.6400	265941772.1395
10	NDF	EUR	3421319.1900	394232006.6016	0.0000	0.0000	3421319.1900	394232006.6016
11	OFID	USD	11393231.8000	1259940744.5935	0.0000	0.0000	11393231.8000	1259940744.5935
Total of Multilateral			454745520.4500	66348657931.5042	836235.5000	140968960.6592	455581755.9500	66489626892.1634
Grand Total			8693623623.0400	788591186508.9138	839235.5000	142151440.6592	8694462858.5400	788733337949.5730

