

# Quarterly Debt Position

3<sup>rd</sup> Quarter of FY 2078/79

As on 2078 Chaitra, 30 (April 13, 2022)



Government of Nepal  
Ministry of Finance  
Public Debt Management Office  
Naxal, Kathmandu



Government of Nepal  
Ministry of Finance  
**Public Debt Management Office**  
Naxal, Kathmandu

Quarterly Debt Position of  
Government of Nepal (GoN)  
[3<sup>rd</sup> Quarter of FY 2078/79 as on 2078/12/30 (April 13, 2022)]

## 1. Debt Position

The total government debt has reached to NPR 1855.61 billion at the end of the 3<sup>rd</sup> quarter of F/Y 2078/79 (April 13, 2022). Out of this amount, external debt is NPR 976.45 billion and internal debt consists NPR 879.15 billion. The total outstanding debt of Government of Nepal for the 3<sup>rd</sup> quarter of F/Y 2078/79 has increased by 7.33 percent during the period. External debt has increased by 2.89 percent and internal debt has increased by 12.72 percent. (Table 1).

Table no. 1  
Debt Position: Total Outstanding Debt

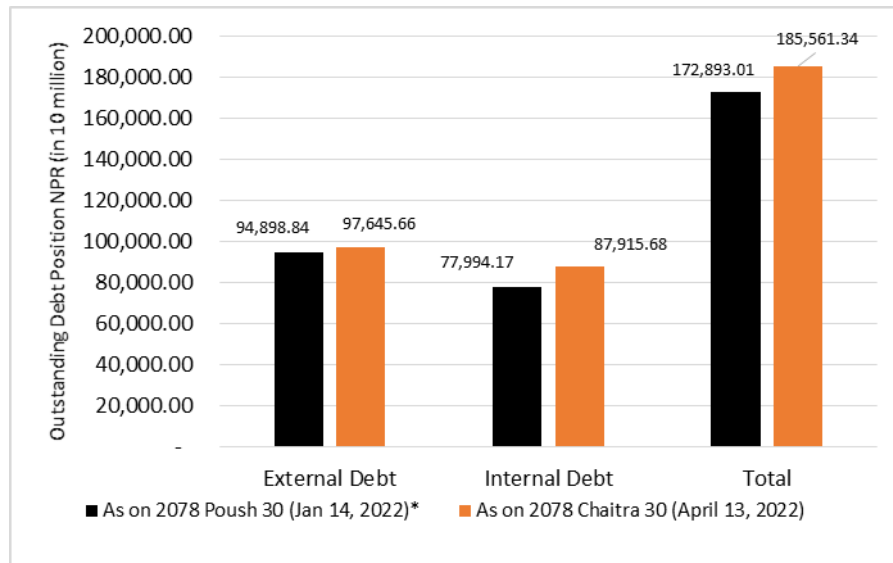
(NPR in 10 millions)

Debt	As on 2078 Poush 30 (Jan 14, 2022)*	Transactions during the Quarter (Net)	As on 2078 Chaitra 30 (April 13, 2022)	Change Percentage
External Debt	94,898.84	2,746.82	97,645.66	2.89
Internal Debt	77,994.17	9,921.51	87,915.68	12.72
<b>Total</b>	<b>172,893.01</b>	<b>12,668.33</b>	<b>185,561.34</b>	<b>7.33</b>

\*includes 2.6216 million IMF Value Adjustment.

During this quarter, total increment of internal debt is NPR 99.21 billion whereas external debt is increased by NPR 27.46 billion. The total outstanding debt is depicted in following Chart no. 1.

**Chart no. 1**  
**Debt Position: Total Outstanding Debt**



Debt receipt of external debt during this quarter is NPR. 12.21 billion. Principal repayment consists of NPR 4.12 billion. Debt receipt of internal debt is NPR 99.46 billion during the quarter. Repayment during the quarter is NPR 254.13 million for internal debt.

Others include fluctuation in exchange rate has resulted in exchange loss of NPR 19.37 billion during this quarter. Equivalent USD outstanding positing can be found in Annex on report "Donor wise outstanding external debt (In CCY, NPR & USD)".

**Table no. 1.1**  
**Transactions during the Quarter**  
for the period 2078 Poush 30 to 2078 Chaitra 30

(NPR in 10 millions)

Debt	Debt Receipt (A)	Principal Repayment (B)	Others (Exchange gain/(loss)) (C)	Net transaction D=A-B-C
External Debt	1,221.86	412.42	(1,937.38)	2,746.82
Internal Debt	9,946.93	25.41	-	9,921.52
<b>Total</b>	<b>11,168.79</b>	<b>437.83</b>	<b>(1,937.38)</b>	<b>12,668.34</b>

**Note:** Exchange rate for the 15 Jan 2022 is \$1= NPR 118.95 and for the 13 April 2022 is \$1= NPR 122.12 resulting to an exchange loss of NPR 3.17. Corresponding effect on exchange rate in other commitment currency is also observed.

## 2. Debt to GDP Ratio

At the end of 3<sup>rd</sup> quarter of FY 2078/79, the total debt to GDP ratio was 38.25 percent whereas external debt to GDP ratio was 20.13 percent and 18.12 percent for internal debt to GDP ratio. During the second quarter of FY 2078/79 (Poush 30), the debt to GDP ratio was 40.53 percent consisting of 22.24 percent on external debt and 18.28 percent on internal debt.

**Table no. 2**  
**Debt to GDP Ratio (Percent)**

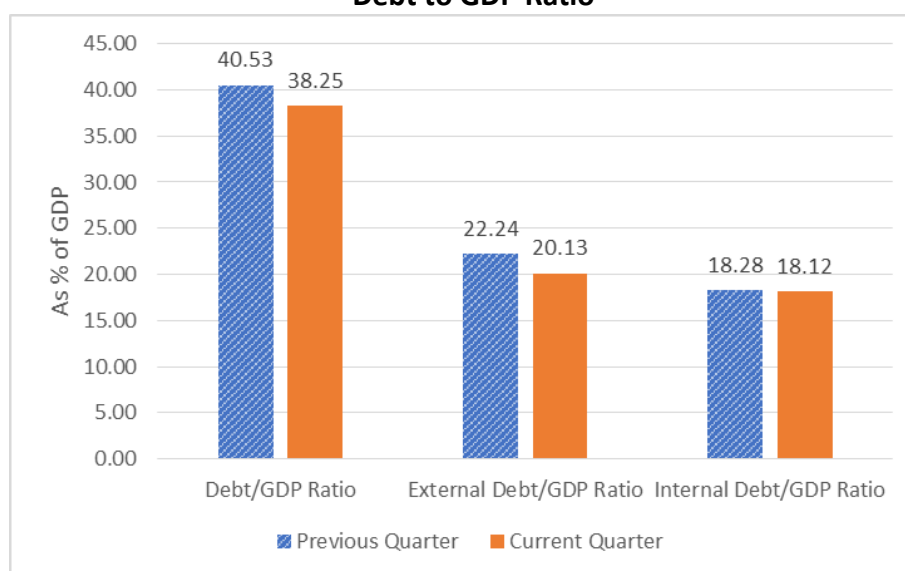
	Previous Quarter Percent of GDP as on 2078 Poush 30 (Jan 14, 2022)	Current Quarter Percent of GDP on 2078 Chaitra 30 (April 13, 2022)
Total Debt	40.53	38.25
External Debt	22.24	20.13
Internal Debt	18.28	18.12
<b>GDP (in billions)</b>	<b>4,266.32</b>	<b>4,851.62</b>

**Source:** Central Bureau of Statistics

**Note:** 1) The estimated GDP NPR 4266.32 billion for FY 2077/78 was used in Q2, whereas the estimated GDP NPR 4851.62 billion for FY 2078/79 is used in Q3.

2) Debt to GDP ratio of the Q2 is 35.64 percent if it is calculated by using the estimated GDP NPR 4851.62 billion.

**Chart No. 2**  
**Debt to GDP Ratio**



## 3. Receipt of Debt

The total receipt of debt as of the 3<sup>rd</sup> quarter of Fiscal Year 2078/79 is NPR 111.68 billion. Out of which NPR 12.21 billion is received from external sources and NPR 99.47 billion is from internal sources. Out of external debt, 61.01 percent i.e. NPR 7.45 billion is received from multilateral sources and rest 38.99 percent i.e. NPR 4.76 is from bilateral sources. During this

quarter, total internal debt is received from new issue of treasury bills of NPR 44 billion and development bonds of NPR 55.46 billion. The rollover of treasury bills (domestic borrowings) is not considered as new issue.

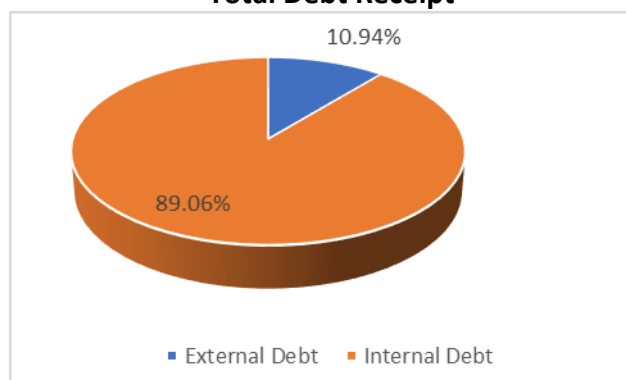
**Table no. 3**  
**Receipt of Debt during 3rd Quarter**  
As on 2078 Chitra 30 (April 13, 2022)

(NPR in 10 millions)

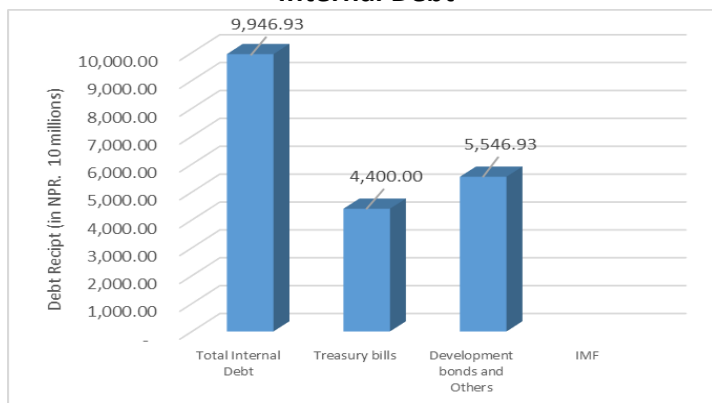
S.N.	Description	Amount	Percentage
1	<b>External Debt</b>	<b>1,221.86</b>	<b>100.00</b>
1.1	Multilateral	745.41	61.01
1.2	Bilateral	476.45	38.99
2	<b>Internal Debt</b>	<b>9,946.93</b>	<b>100.00</b>
2.1	Treasury bills	4,400.00	44.23
2.2	Development bonds and Others	5,546.93	55.77
2.3	IMF	-	0.00
	<b>Total</b>	<b>11,168.79</b>	

Total debt receipt is presented in chart 3 whereas internal debt and external debt receipt is presented in chart 4 and chart 5 respectively.

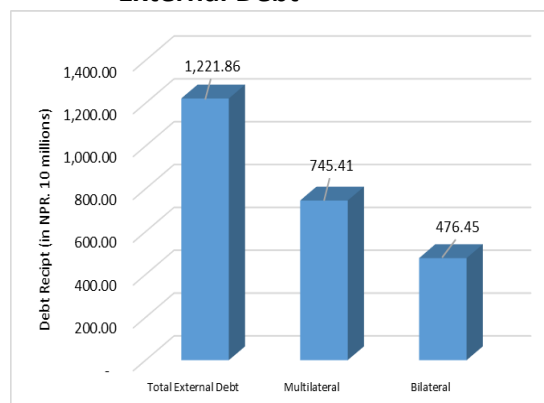
**Chart No. 3**  
**Total Debt Receipt**



**Chart No. 4**  
**Internal Debt**



**Chart No. 5**  
**External Debt**



#### 4. Debt Service

Status of debt servicing in this quarter is depicted in the Table 4. Total debt servicing during the 3<sup>rd</sup> quarter of Fiscal Year 2078/79 is NPR 11.9 billion. Out of which NPR 6.39 billion i.e., 53.75 percent is for internal debt and remaining NPR 5.50 billion i.e., 46.25 percent is for external debt.

**Table no. 4**  
**Debt Servicing during the Quarter**  
As on 2078 Chaitra 30 (April 13, 2022)

(NPR in 10 millions)

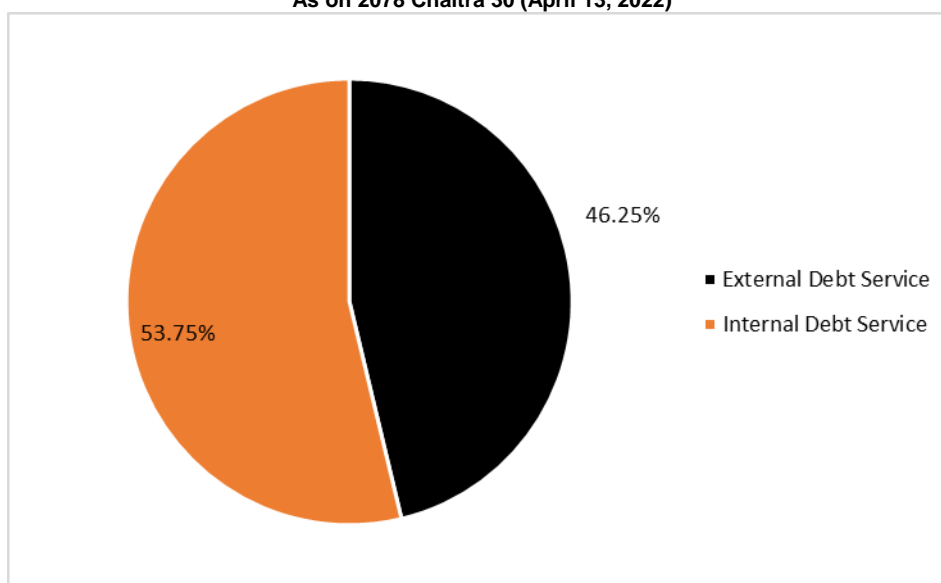
S.N.	Description	Principal Repayment	Interest Payment*	Total	Percent
1	External Debt	412.42	139.49	551.91	46.32
2	Internal Debt	25.41	614.28	639.69	53.68
	<b>Total</b>	<b>437.83</b>	<b>753.76</b>	<b>1,191.59</b>	<b>100.00</b>

\* 1) Interest payment of external debt includes grace period interest payment and commitment charges payme

2) Interest payment of internal debt includes commission payment.

In regard to principal repayment, NPR 4.12 billion has been repaid to the external creditors and NPR 254.13 million to the internal creditors during the 3<sup>rd</sup> quarter. Hence, total repayment of principal amounts to NPR 4.37 billion. The total payment of interest is NPR 7.53 billion. Out of which NPR 1.39 billion and NPR 6.14 billion has been paid to external and internal creditors respectively. Percentage of debt servicing is presented in Chart 6.

**Chart No. 6**  
**Debt Servicing**  
As on 2078 Chaitra 30 (April 13, 2022)



Likewise interest payment, commitment charge and commission are also paid. Commitment charge are paid for external debt and commission are paid for internal debt. Detailed breakdown of interest and other payment is provided in table 5.

**Table no. 5**  
**Interest and other payments during the quarter**  
**for the quarter as of 2078 Chaitra 30 (April 13, 2022)**

(NPR in 10 millions)

Fiscal Year	Magh	Falgun	Chaitra	Total
<b>External</b>				
Interest	2.94	10.61	43.74	57.30
Grace Period Interest	11.83	30.56	38.22	80.61
<b>Interest (Total)</b>	<b>14.77</b>	<b>41.17</b>	<b>81.96</b>	<b>137.91</b>
Commitment Charge	1.58	-	-	1.58
<b>Total (External)</b>	<b>16.35</b>	<b>41.17</b>	<b>81.96</b>	<b>139.49</b>
<b>Internal</b>				
Interest	85.69	132.75	395.83	614.28
Commision	-	-	-	-
<b>Total (Internal)</b>	<b>85.69</b>	<b>132.75</b>	<b>395.83</b>	<b>614.28</b>
<b>Grand Total</b>	<b>102.04</b>	<b>173.92</b>	<b>477.80</b>	<b>753.76</b>

- This report is based on the data received up to Chaitra 30, 2078.

.....  
Prepared by  
Rajkumar Shrestha  
Computer Operator

.....  
Checked by  
Basanta Raj Poudel  
Account Officer

.....  
Verified by  
Hira Neupane  
Under Secretary

.....  
Verified by  
Dr. Dilli Raj Aryal  
Senior Statistician

.....  
Approved by  
Chief  
Mukti Prasad Pandey  
Public Debt Management Office

**List of Annexes**

1. Donor wise Outstanding External Debt (in commitment currency , NPR & USD)
2. Donor Wise Monthly Disbursement Summary (For Magh, Falgun and Chaitra)
3. Donor Wise Monthly Principal Re-Payment Summary (For Magh, Falgun and Chaitra)
4. Donor Wise Monthly Interest Payment Summary (For Magh, Falgun and Chaitra)
5. Donor Wise Monthly Grace Period Interest Payment Summary (For Magh, Falgun and Chaitra)
6. Donor Wise Monthly Commitment Charge Payment Summary (For Magh, Falgun and Chaitra)
7. Internal Debt Principal and Interest details





Government of Nepal  
Ministry of Finance

## Public Debt Management Office

Kathmandu, Nepal

### Donorwise Outstanding External Debt (in commitment currency , NPR & USD)

As on :2078-Chaitra-30 13/04/2022

Fiscal Year:2078/2079

Month:Chaitra

Sr. No.	Donor Type	Donor	Commit. Currency	Amount (Commitment CCY)	NPR Amount	USD Amount
	Bilateral					
1		BELGIUM	EUR	5564691.3500	738657129.7990	6048617.1782
2		EBK	KRW	63161266000.0000	6265597587.2000	51306891.4772
3		EBLCI	USD	288852142.5900	35274623653.0908	288852142.5900
4		EIBC	CNY	1859828913.8800	35652920279.0796	291949887.6440
5		JICA	JPY	41750994830.0000	40581966974.7600	332312209.0956
6		KUWAIT	KWD	2947881.0500	1180390530.0410	9665824.8448
7		NBF	EUR	2225583.6200	295423969.7188	2419128.4779
8		SAUDI	SAR	57961516.3000	1887226970.7280	15453872.9997
	Total of Bilateral				121876807094.4172	998008574.3074
	Multilateral					
1		AIIB	USD	280750.0000	34285190.0000	280750.0000
2		ADB	USD	523290418.8900	63904225954.8468	523290418.8900
3		IDA	EUR	345000.0000	45795300.0000	375002.4566
4		IMF	SDR	271050000.0000	45249087000.0000	370529700.2948
5		NDF	EUR	14676191.5300	1948117663.6922	15952486.6008
6		OFID	USD	62106517.6700	7584447937.8604	62106517.6700
7		IDA	SDR	2814540317.2300	469859360558.3762	3847521786.4263
8		IDA	USD	52474232.3300	6408153252.1396	52474232.3300
9		IFAD	SDR	54871030.3900	9160169813.3066	75009579.2115
10		IFAD	USD	8565761.7500	1046050824.9100	8565761.7500

Sr. No.	Donor Type	Donor	Commit. Currency	Amount (Commitment CCY)	NPR Amount	USD Amount
11		EEC	DKK	340632.2500	6080285.6625	49789.4339
12		EEC	EUR	1201999.8200	159553456.1068	1306530.1024
13		EEC	GBP	333875.8700	53032843.1908	434268.2869
14		EIB	USD	43683687.0600	5334651863.7672	43683687.0600
15		ADB	SDR	1460325454.5300	243786731379.2382	1996288334.2551
	Total of Multilateral				854579743323.0973	6997868844.7683
	Grand Total				976456550417.5145	7995877419.0757



Government of Nepal

Ministry of Finance

# Public Debt Management Office

Kathmandu, Nepal

## Donor Wise Monthly Disbursement Summary

As on : 2078-Mangh-28 11/02/2022

Fiscal Year: 2078/79

Month: Mangh

Sr. No.	Donor Short Name	Commit. Currency	Disbursement Position upto Previous Month		Disbursement Position (Current Month)		Total	
			Amount In Commit. Currency	Amount In NPR Currency	Amount In Commit. Currency	Amount In NPR Currency	Amount in Commit. Currency	Amount In NPR Currency
Donor Type			Bilateral					
1	AUSTRIA	EUR	4279799.1400	530737891.3500	0.0000	0.0000	4279799.1400	530737891.3500
2	BELGIUM	EUR	17164024.3500	2128510659.6400	0.0000	0.0000	17164024.3500	2128510659.6400
3	EBK	KRW	75078989060.0000	7015976614.4700	0.0000	0.0000	75078989060.0000	7015976614.4700
4	EBLCI	USD	358142682.8200	40227270331.4400	3488364.9500	415034821.8900	361631047.7700	40642305153.3300
5	EIBC	CNY	1891032978.8700	31169063732.8600	0.0000	0.0000	1891032978.8700	31169063732.8600
6	JICA	JPY	73574149407.0000	74279417810.3700	384250656.0000	403449722.4100	73958400063.0000	74682867532.7800
7	KUWAIT	KWD	4242961.4100	1579761408.9300	0.0000	0.0000	4242961.4100	1579761408.9300
8	NBF	EUR	48509744.8300	6015693456.4200	0.0000	0.0000	48509744.8300	6015693456.4200
9	SAUDI	SAR	93639131.5500	2805976862.5500	0.0000	0.0000	93639131.5500	2805976862.5500
Total of Bilateral			151070149789.9700	165752408768.0300	387739020.9500	818484544.3000	151457888810.9200	166570893312.3300
Donor Type			Multilateral					
1	ADB	SDR	2305436174.5000	351942706019.1300	5002625.2800	834292055.0600	2310438799.7800	352776998074.1900
2	ADB	USD	498975576.1900	59440752020.5900	4215562.2700	501707001.0100	503191138.4600	59942459021.6000
3	AIIB	USD	280750.0000	33367137.5000	0.0000	0.0000	280750.0000	33367137.5000
4	EEC	DKK	1528000.0000	25202832.0000	0.0000	0.0000	1528000.0000	25202832.0000

Sr. No.	Donor Short Name	Commit. Currency	Disbursement Position upto Previous Month		Disbursement Position (Current Month)		Total	
			Amount In Commit. Currency	Amount In NPR Currency	Amount In Commit. Currency	Amount In NPR Currency	Amount in Commit. Currency	Amount In NPR Currency
5	EEC	EUR	5391372.4200	669903901.7800	0.0000	0.0000	5391372.4200	669903901.7800
6	EEC	GBP	1503200.0000	208267758.7200	0.0000	0.0000	1503200.0000	208267758.7200
7	EIB	USD	43920450.3000	4933077662.7000	0.0000	0.0000	43920450.3000	4933077662.7000
8	IDA	EUR	345000.0000	47703150.0000	0.0000	0.0000	345000.0000	47703150.0000
9	IDA	SDR	3345865288.1100	519101165380.6600	2245284.8100	374588086.0800	3348110572.9200	519475753466.7400
10	IDA	USD	262068035.4400	28773213359.2100	0.0000	0.0000	262068035.4400	28773213359.2100
11	IFAD	SDR	94889932.3900	14390986881.9800	0.0000	0.0000	94889932.3900	14390986881.9800
12	IFAD	USD	18088261.7400	2058284260.9300	0.0000	0.0000	18088261.7400	2058284260.9300
13	IMF	SDR	271050000.0000	43943635322.8900	0.0000	0.0000	271050000.0000	43943635322.8900
14	NDF	EUR	25337128.3600	2528744995.7400	0.0000	0.0000	25337128.3600	2528744995.7400
15	OFID	USD	134381846.7600	15006719041.9300	0.0000	0.0000	134381846.7600	15006719041.9300
Total of Multilateral			7009061016.2100	1043103729725.7600	11463472.3600	1710587142.1500	7020524488.5700	1044814316867.9100
Grand Total			158079210806.1800	1208856138493.7900	399202493.3100	2529071686.4500	158478413299.4900	1211385210180.2400



Government of Nepal

Ministry of Finance

# Public Debt Management Office

Kathmandu, Nepal

## Donor Wise Monthly Disbursement Summary

As on : 2078-Falgun-30 14/03/2022

Fiscal Year: 2078/79

Month: Falgun

Sr. No.	Donor Short Name	Commit. Currency	Disbursement Position upto Previous Month		Disbursement Position (Current Month)		Total	
			Amount In Commit. Currency	Amount In NPR Currency	Amount In Commit. Currency	Amount In NPR Currency	Amount in Commit. Currency	Amount In NPR Currency
Donor Type			Bilateral					
1	AUSTRIA	EUR	4279799.1400	530737891.3500	0.0000	0.0000	4279799.1400	530737891.3500
2	BELGIUM	EUR	17164024.3500	2128510659.6400	0.0000	0.0000	17164024.3500	2128510659.6400
3	EBK	KRW	75078989060.0000	7015976614.4700	0.0000	0.0000	75078989060.0000	7015976614.4700
4	EBLCI	USD	361631047.7700	40642305153.3300	2977456.8000	359658496.1200	364608504.5700	41001963649.4500
5	EIBC	CNY	1891032978.8700	31169063732.8600	0.0000	0.0000	1891032978.8700	31169063732.8600
6	JICA	JPY	73958400063.0000	74682867532.7800	0.0000	0.0000	73958400063.0000	74682867532.7800
7	KUWAIT	KWD	4242961.4100	1579761408.9300	0.0000	0.0000	4242961.4100	1579761408.9300
8	NBF	EUR	48509744.8300	6015693456.4200	0.0000	0.0000	48509744.8300	6015693456.4200
9	SAUDI	SAR	93639131.5500	2805976862.5500	0.0000	0.0000	93639131.5500	2805976862.5500
Total of Bilateral			151457888810.9200	166570893312.3300	2977456.8000	359658496.1200	151460866267.7200	166930551808.4500
Donor Type			Multilateral					
1	ADB	SDR	2310438799.7800	352776998074.1900	2415986.0300	336873583.5700	2312854785.8100	353113871657.7600
2	ADB	USD	503191138.4600	59942459021.6000	6135235.7200	733851068.3800	509326374.1800	60676310089.9800
3	AIIB	USD	280750.0000	33367137.5000	0.0000	0.0000	280750.0000	33367137.5000
4	EEC	DKK	1528000.0000	25202832.0000	0.0000	0.0000	1528000.0000	25202832.0000

Sr. No.	Donor Short Name	Commit. Currency	Disbursement Position upto Previous Month		Disbursement Position (Current Month)		Total	
			Amount In Commit. Currency	Amount In NPR Currency	Amount In Commit. Currency	Amount In NPR Currency	Amount in Commit. Currency	Amount In NPR Currency
5	EEC	EUR	5391372.4200	669903901.7800	0.0000	0.0000	5391372.4200	669903901.7800
6	EEC	GBP	1503200.0000	208267758.7200	0.0000	0.0000	1503200.0000	208267758.7200
7	EIB	USD	43920450.3000	4933077662.7000	0.0000	0.0000	43920450.3000	4933077662.7000
8	IDA	EUR	345000.0000	47703150.0000	0.0000	0.0000	345000.0000	47703150.0000
9	IDA	SDR	3348110572.9200	519475753466.7400	3865843.7400	650712021.1600	3351976416.6600	520126465487.9000
10	IDA	USD	262068035.4400	28773213359.2100	0.0000	0.0000	262068035.4400	28773213359.2100
11	IFAD	SDR	94889932.3900	14390986881.9800	0.0000	0.0000	94889932.3900	14390986881.9800
12	IFAD	USD	18088261.7400	2058284260.9300	0.0000	0.0000	18088261.7400	2058284260.9300
13	IMF	SDR	271050000.0000	43943635322.8900	0.0000	0.0000	271050000.0000	43943635322.8900
14	NDF	EUR	25337128.3600	2528744995.7400	0.0000	0.0000	25337128.3600	2528744995.7400
15	OFID	USD	134381846.7600	15006719041.9300	0.0000	0.0000	134381846.7600	15006719041.9300
Total of Multilateral			7020524488.5700	1044814316867.9100	12417065.4900	1721436673.1100	7032941554.0600	1046535753541.0200
Grand Total			158478413299.4900	1211385210180.2400	15394522.2900	2081095169.2300	158493807821.7800	1213466305349.4700



Government of Nepal

Ministry of Finance

# Public Debt Management Office

Kathmandu, Nepal

## Donor Wise Monthly Disbursement Summary

As on : 2078-Chaitra-30 13/04/2022

Fiscal Year: 2078/79

Month: Chaitra

Sr. No.	Donor Short Name	Commit. Currency	Disbursement Position upto Previous Month		Disbursement Position (Current Month)		Total	
			Amount In Commit. Currency	Amount In NPR Currency	Amount In Commit. Currency	Amount In NPR Currency	Amount in Commit. Currency	Amount In NPR Currency
Donor Type			Bilateral					
1	AUSTRIA	EUR	4279799.1400	530737891.3500	0.0000	0.0000	4279799.1400	530737891.3500
2	BELGIUM	EUR	17164024.3500	2128510659.6400	0.0000	0.0000	17164024.3500	2128510659.6400
3	EBK	KRW	75078989060.0000	7015976614.4700	0.0000	0.0000	75078989060.0000	7015976614.4700
4	EBLCI	USD	364608504.5700	41001963649.4500	12389570.7900	1505842731.0100	376998075.3600	42507806380.4600
5	EIBC	CNY	1891032978.8700	31169063732.8600	66630558.1900	1270644744.6800	1957663537.0600	32439708477.5400
6	JICA	JPY	73958400063.0000	74682867532.7800	807331962.0000	809864128.3100	74765732025.0000	75492731661.0900
7	KUWAIT	KWD	4242961.4100	1579761408.9300	0.0000	0.0000	4242961.4100	1579761408.9300
8	NBF	EUR	48509744.8300	6015693456.4200	0.0000	0.0000	48509744.8300	6015693456.4200
9	SAUDI	SAR	93639131.5500	2805976862.5500	0.0000	0.0000	93639131.5500	2805976862.5500
Total of Bilateral			151460866267.7200	166930551808.4500	886352090.9800	3586351604.0000	152347218358.7000	170516903412.4500
Donor Type			Multilateral					
1	ADB	SDR	2312854785.8100	353113871657.7600	11703185.8700	1951004034.8200	2324557971.6800	355064875692.5800
2	ADB	USD	509326374.1800	60676310089.9800	13964044.7100	1694727022.0700	523290418.8900	62371037112.0500
3	AIIB	USD	280750.0000	33367137.5000	0.0000	0.0000	280750.0000	33367137.5000
4	EEC	DKK	1528000.0000	25202832.0000	0.0000	0.0000	1528000.0000	25202832.0000

Sr. No.	Donor Short Name	Commit. Currency	Disbursement Position upto Previous Month		Disbursement Position (Current Month)		Total	
			Amount In Commit. Currency	Amount In NPR Currency	Amount In Commit. Currency	Amount In NPR Currency	Amount in Commit. Currency	Amount In NPR Currency
5	EEC	EUR	5391372.4200	669903901.7800	0.0000	0.0000	5391372.4200	669903901.7800
6	EEC	GBP	1503200.0000	208267758.7200	0.0000	0.0000	1503200.0000	208267758.7200
7	EIB	USD	43920450.3000	4933077662.7000	0.0000	0.0000	43920450.3000	4933077662.7000
8	IDA	EUR	345000.0000	47703150.0000	0.0000	0.0000	345000.0000	47703150.0000
9	IDA	SDR	3351976416.6600	520126465487.9000	2273247.9100	376309661.6400	3354249664.5700	520502775149.5400
10	IDA	USD	262068035.4400	28773213359.2100	0.0000	0.0000	262068035.4400	28773213359.2100
11	IFAD	SDR	94889932.3900	14390986881.9800	0.0000	0.0000	94889932.3900	14390986881.9800
12	IFAD	USD	18088261.7400	2058284260.9300	0.0000	0.0000	18088261.7400	2058284260.9300
13	IMF	SDR	271050000.0000	43943635322.8900	0.0000	0.0000	271050000.0000	43943635322.8900
14	NDF	EUR	25337128.3600	2528744995.7400	0.0000	0.0000	25337128.3600	2528744995.7400
15	OFID	USD	134381846.7600	15006719041.9300	0.0000	0.0000	134381846.7600	15006719041.9300
Total of Multilateral			7032941554.0600	1046535753541.0200	27940478.4900	4022040718.5300	7060882032.5500	1050557794259.5500
Grand Total			158493807821.7800	1213466305349.4700	914292569.4700	7608392322.5300	159408100391.2500	1221074697672.0000





Government of Nepal

Ministry of Finance

# Public Debt Management Office

Kathmandu, Nepal

## Donor Wise Monthly Principal Re-Payment Summary

As on : 2078-Mangh-28 11/02/2022

Fiscal Year: 2078/79

Month: Mangh

Sr. No.	Donor Short Name	Commit. Currency	Principal Payment Position (up to previous month)		Principal Payment Position (Current Month)		Total	
			Amount In Commit. Currency	Amount In NPR Currency	Amount In Commit. Currency	Amount In NPR Currency	Amount in Commit. Currency	Amount In NPR Currency
Donor Type			Bilateral					
1	AUSTRIA	EUR	4279799.1400	490749274.8530	0.0000	0.0000	4279799.1400	490749274.8530
2	BELGIUM	EUR	11599333.0000	1340751873.2886	0.0000	0.0000	11599333.0000	1340751873.2886
3	EBK	KRW	11917723060.0000	436052163312.4000	0.0000	0.0000	11917723060.0000	436052163312.4000
4	EBLCI	USD	88145932.7700	9829478560.0486	0.0000	0.0000	88145932.7700	9829478560.0486
5	EIBC	CNY	64183991.7500	1182399051.7735	0.0000	0.0000	64183991.7500	1182399051.7735
6	JICA	JPY	33014737195.0000	2427892570781.8200	0.0000	0.0000	33014737195.0000	2427892570781.8200
7	KUWAIT	KWD	1295080.3600	309731396.3856	0.0000	0.0000	1295080.3600	309731396.3856
8	NBF	EUR	46284161.2100	5236856746.7831	0.0000	0.0000	46284161.2100	5236856746.7831
9	SAUDI	SAR	35677615.2500	1505157655.7742	0.0000	0.0000	35677615.2500	1505157655.7742
Total of Bilateral			45183926168.4800	2883839858653.1266	0.0000	0.0000	45183926168.4800	2883839858653.1266
Donor Type			Multilateral					
10	ADB	SDR	852717372.1500	93508951623.7337	1332456.0000	222630299.3860	854049828.1500	93731581923.1197
11	EEC	DKK	1187367.7500	130049160.5456	0.0000	0.0000	1187367.7500	130049160.5456
12	EEC	EUR	4189372.6000	458791103.3698	0.0000	0.0000	4189372.6000	458791103.3698
13	EEC	GBP	1169324.1300	128079252.0728	0.0000	0.0000	1169324.1300	128079252.0728

Sr. No.	Donor Short Name	Commit. Currency	Principal Payment Position (up to previous month)		Principal Payment Position (Current Month)		Total	
			Amount In Commit. Currency	Amount In NPR Currency	Amount In Commit. Currency	Amount In NPR Currency	Amount in Commit. Currency	Amount In NPR Currency
14	EIB	USD	118381.6200	14309970.2256	0.0000	0.0000	118381.6200	14309970.2256
15	IDA	SDR	533866872.0300	58629259721.6426	199756.2700	33261877.1016	534066628.3000	58662521598.7442
16	IDA	USD	207645089.4000	22747782222.4923	302968.7100	35963495.2128	207948058.1100	22783745717.7051
17	IFAD	SDR	39959527.0000	4375622257.5143	0.0000	0.0000	39959527.0000	4375622257.5143
18	IFAD	USD	9522499.9900	1044278898.9004	0.0000	0.0000	9522499.9900	1044278898.9004
19	NDF	EUR	10660936.8300	1292160178.3625	0.0000	0.0000	10660936.8300	1292160178.3625
20	OFID	USD	70147789.0900	7762500318.9167	155010.0000	18371785.2000	70302799.0900	7780872104.1167
Total of Multilateral			1731184532.5900	190091784707.7763	1990190.9800	310227456.9004	1733174723.5700	190402012164.6767
Grand Total			46915110701.0700	3073931643360.9029	1990190.9800	310227456.9004	46917100892.0500	3074241870817.8033



Government of Nepal

Ministry of Finance

# Public Debt Management Office

Kathmandu, Nepal

## Donor Wise Monthly Principal Re-Payment Summary

As on : 2078-Falgun-30 14/03/2022

Fiscal Year: 2078/79

Month: Falgun

Sr. No.	Donor Short Name	Commit. Currency	Principal Payment Position (up to previous month)		Principal Payment Position (Current Month)		Total	
			Amount In Commit. Currency	Amount In NPR Currency	Amount In Commit. Currency	Amount In NPR Currency	Amount in Commit. Currency	Amount In NPR Currency
Donor Type			Bilateral					
1	AUSTRIA	EUR	4279799.1400	490749274.8530	0.0000	0.0000	4279799.1400	490749274.8530
2	BELGIUM	EUR	11599333.0000	1340751873.2886	0.0000	0.0000	11599333.0000	1340751873.2886
3	EBK	KRW	11917723060.0000	436052163312.4000	0.0000	0.0000	11917723060.0000	436052163312.4000
4	EBLCI	USD	88145932.7700	9829478560.0486	0.0000	0.0000	88145932.7700	9829478560.0486
5	EIBC	CNY	64183991.7500	1182399051.7735	0.0000	0.0000	64183991.7500	1182399051.7735
6	JICA	JPY	33014737195.0000	2427892570781.8200	0.0000	0.0000	33014737195.0000	2427892570781.8200
7	KUWAIT	KWD	1295080.3600	309731396.3856	0.0000	0.0000	1295080.3600	309731396.3856
8	NBF	EUR	46284161.2100	5236856746.7831	0.0000	0.0000	46284161.2100	5236856746.7831
9	SAUDI	SAR	35677615.2500	1505157655.7742	0.0000	0.0000	35677615.2500	1505157655.7742
Total of Bilateral			45183926168.4800	2883839858653.1266	0.0000	0.0000	45183926168.4800	2883839858653.1266
Donor Type			Multilateral					
10	ADB	SDR	854049828.1500	93667664913.8137	3957672.0000	671138905.4321	858007500.1500	94338803819.2458
11	EEC	DKK	1187367.7500	130049160.5456	0.0000	0.0000	1187367.7500	130049160.5456
12	EEC	EUR	4189372.6000	458791103.3698	0.0000	0.0000	4189372.6000	458791103.3698
13	EEC	GBP	1169324.1300	128079252.0728	0.0000	0.0000	1169324.1300	128079252.0728

Sr. No.	Donor Short Name	Commit. Currency	Principal Payment Position (up to previous month)		Principal Payment Position (Current Month)		Total	
			Amount In Commit. Currency	Amount In NPR Currency	Amount In Commit. Currency	Amount In NPR Currency	Amount in Commit. Currency	Amount In NPR Currency
14	EIB	USD	118381.6200	14309970.2256	0.0000	0.0000	118381.6200	14309970.2256
15	IDA	SDR	534066628.3000	58652934834.7630	1722379.7600	291669018.2368	535789008.0600	58944603852.9998
16	IDA	USD	207948058.1100	22783745717.7051	255000.0000	30926400.0000	208203058.1100	22814672117.7051
17	IFAD	SDR	39959527.0000	4375622257.5143	0.0000	0.0000	39959527.0000	4375622257.5143
18	IFAD	USD	9522499.9900	1044278898.9004	0.0000	0.0000	9522499.9900	1044278898.9004
19	NDF	EUR	10660936.8300	1292160178.3625	0.0000	0.0000	10660936.8300	1292160178.3625
20	OFID	USD	70302799.0900	7780872104.1167	1972530.0000	239228438.4000	72275329.0900	8020100542.5167
Total of Multilateral			1733174723.5700	190328508391.3895	7907581.7600	1232962762.0689	1741082305.3300	191561471153.4584
Grand Total			46917100892.0500	3074168367044.5161	7907581.7600	1232962762.0689	46925008473.8100	3075401329806.5850



Government of Nepal

Ministry of Finance

# Public Debt Management Office

Kathmandu, Nepal

## Donor Wise Monthly Principal Re-Payment Summary

As on : 2078-Chaitra-30 13/04/2022

Fiscal Year: 2078/79

Month: Chaitra

Sr. No.	Donor Short Name	Commit. Currency	Principal Payment Position (up to previous month)		Principal Payment Position (Current Month)		Total	
			Amount In Commit. Currency	Amount In NPR Currency	Amount In Commit. Currency	Amount In NPR Currency	Amount in Commit. Currency	Amount In NPR Currency
Donor Type			Bilateral					
1	AUSTRIA	EUR	4279799.1400	490749274.8530	0.0000	0.0000	4279799.1400	490749274.8530
2	BELGIUM	EUR	11599333.0000	1340751873.2886	0.0000	0.0000	11599333.0000	1340751873.2886
3	EBK	KRW	11917723060.0000	436052163312.4000	0.0000	0.0000	11917723060.0000	436052163312.4000
4	EBLCI	USD	88145932.7700	9829478560.0486	0.0000	0.0000	88145932.7700	9829478560.0486
5	EIBC	CNY	64183991.7500	1182399051.7735	33650631.4300	646428629.7703	97834623.1800	1828827681.5438
6	JICA	JPY	33014737195.0000	2427892570781.8200	0.0000	0.0000	33014737195.0000	2427892570781.8200
7	KUWAIT	KWD	1295080.3600	309731396.3856	0.0000	0.0000	1295080.3600	309731396.3856
8	NBF	EUR	46284161.2100	5236856746.7831	0.0000	0.0000	46284161.2100	5236856746.7831
9	SAUDI	SAR	35677615.2500	1505157655.7742	0.0000	0.0000	35677615.2500	1505157655.7742
Total of Bilateral			45183926168.4800	2883839858653.1266	33650631.4300	646428629.7703	45217576799.9100	2884486287282.8969
Donor Type			Multilateral					
10	ADB	SDR	858007500.1500	94147391868.9737	6225017.0000	1066848958.1733	864232517.1500	95214240827.1470
11	EEC	DKK	1187367.7500	130049160.5456	0.0000	0.0000	1187367.7500	130049160.5456
12	EEC	EUR	4189372.6000	458791103.3698	0.0000	0.0000	4189372.6000	458791103.3698
13	EEC	GBP	1169324.1300	128079252.0728	0.0000	0.0000	1169324.1300	128079252.0728

Sr. No.	Donor Short Name	Commit. Currency	Principal Payment Position (up to previous month)		Principal Payment Position (Current Month)		Total	
			Amount In Commit. Currency	Amount In NPR Currency	Amount In Commit. Currency	Amount In NPR Currency	Amount in Commit. Currency	Amount In NPR Currency
14	EIB	USD	118381.6200	14309970.2256	118381.6200	14428351.8456	236763.2400	28738322.0712
15	IDA	SDR	535789008.0600	58861723954.9536	3920339.2800	673290286.6087	539709347.3400	59535014241.5623
16	IDA	USD	208203058.1100	22814672117.7051	1390745.0000	169976606.0000	209593803.1100	22984648723.7051
17	IFAD	SDR	39959527.0000	4375622257.5143	59375.0000	10006848.3504	40018902.0000	4385629105.8647
18	IFAD	USD	9522499.9900	1044278898.9004	0.0000	0.0000	9522499.9900	1044278898.9004
19	NDF	EUR	10660936.8300	1292160178.3625	0.0000	0.0000	10660936.8300	1292160178.3625
20	OFID	USD	72275329.0900	8020100542.5167	0.0000	0.0000	72275329.0900	8020100542.5167
Total of Multilateral			1741082305.3300	191287179305.1401	11713857.9000	1934551050.9780	1752796163.2300	193221730356.1181
Grand Total			46925008473.8100	3075127037958.2667	45364489.3300	2580979680.7483	46970372963.1400	3077708017639.0150



Government of Nepal

Ministry of Finance

# Public Debt Management Office

Kathmandu, Nepal

## Donor Wise Monthly Interest Payment Summary

As on : 2078-Mangh-28 11/02/2022

Fiscal Year: 2078/79

Month: Mangh

Sr. No.	Donor Short Name	Commit. Currency	Interest Payment Position upto Previous Month		Interest Payment Position (Current Month)		Total	
			Amount In Commit. Currency	Amount In NPR Currency	Amount In Commit. Currency	Amount In NPR Currency	Amount in Commit. Currency	Amount In NPR Currency
Donor Type			Bilateral					
1	AUSTRIA	EUR	0.0800	9.7881	0.0000	0.0000	0.0800	9.7881
2	BELGIUM	EUR	103535.4700	11384766.1036	0.0000	0.0000	103535.4700	11384766.1036
3	EBK	KRW	2417891795.0000	166701966086.4316	0.0000	0.0000	2417891795.0000	166701966086.4316
4	EBLCI	USD	4484643.6600	526106590.3142	0.0000	0.0000	4484643.6600	526106590.3142
5	EIBC	CNY	15700829.3900	289056384.6244	0.0000	0.0000	15700829.3900	289056384.6244
6	JICA	JPY	5773575717.2300	552001014122.0520	0.0000	0.0000	5773575717.2300	552001014122.0520
7	KUWAIT	KWD	335279.7000	67070331.6932	0.0000	0.0000	335279.7000	67070331.6932
8	NBF	EUR	21290826.0800	2350460666.4156	0.0000	0.0000	21290826.0800	2350460666.4156
9	SAUDI	SAR	5498475.9800	296652099.9869	0.0000	0.0000	5498475.9800	296652099.9869
Total of Bilateral			8238881102.5900	722243711057.4096	0.0000	0.0000	8238881102.5900	722243711057.4096
Donor Type			Multilateral					
1	ADB	SDR	208777845.1900	31989127589.4288	87116.8200	14561304.9600	208864962.0100	32003688894.3888
2	EEC	DKK	336722.3200	33959514.7864	0.0000	0.0000	336722.3200	33959514.7864
3	EEC	EUR	1179404.6800	129567716.8125	0.0000	0.0000	1179404.6800	129567716.8125
4	EEC	GBP	363261.0300	40323314.5058	0.0000	0.0000	363261.0300	40323314.5058

Sr. No.	Donor Short Name	Commit. Currency	Interest Payment Position upto Previous Month		Interest Payment Position (Current Month)		Total	
			Amount In Commit. Currency	Amount In NPR Currency	Amount In Commit. Currency	Amount In NPR Currency	Amount in Commit. Currency	Amount In NPR Currency
5	EIB	USD	46558.2600	5627962.4688	0.0000	0.0000	46558.2600	5627962.4688
6	IDA	SDR	160680621.6300	24549100780.3798	68823.4400	11459950.0624	160749445.0700	24560560730.4422
7	IDA	USD	55840878.0300	6125856590.1661	16436.1000	1948215.2328	55857314.1300	6127804805.3989
8	IFAD	SDR	11116495.1800	1695948900.2806	0.0000	0.0000	11116495.1800	1695948900.2806
9	IFAD	USD	2425418.6400	265941772.1395	0.0000	0.0000	2425418.6400	265941772.1395
10	NDF	EUR	3478133.3000	401775215.9863	0.0000	0.0000	3478133.3000	401775215.9863
11	OFID	USD	11393231.8000	1259940744.5935	12401.1200	1469780.7424	11405632.9200	1261410525.3359
Total of Multilateral			455638570.0600	66497170101.5481	184777.4800	29439250.9976	455823347.5400	66526609352.5457
Grand Total			8694519672.6500	788740881158.9577	184777.4800	29439250.9976	8694704450.1300	788770320409.9553





Government of Nepal

Ministry of Finance

# Public Debt Management Office

Kathmandu, Nepal

## Donor Wise Monthly Interest Payment Summary

As on : 2078-Falgun-30 14/03/2022

Fiscal Year: 2078/79

Month: Falgun

			Interest Payment Position upto Previous Month		Interest Payment Position (Current Month)		Total	
Sr. No.	Donor Short Name	Commit. Currency	Amount In Commit. Currency	Amount In NPR Currency	Amount In Commit. Currency	Amount In NPR Currency	Amount in Commit. Currency	Amount In NPR Currency
Donor Type			Bilateral					
1	AUSTRIA	EUR	0.0800	9.7881	0.0000	0.0000	0.0800	9.7881
2	BELGIUM	EUR	103535.4700	11384766.1036	0.0000	0.0000	103535.4700	11384766.1036
3	EBK	KRW	2417891795.0000	166701966086.4316	0.0000	0.0000	2417891795.0000	166701966086.4316
4	EBLCI	USD	4484643.6600	526106590.3142	0.0000	0.0000	4484643.6600	526106590.3142
5	EIBC	CNY	15700829.3900	289056384.6244	0.0000	0.0000	15700829.3900	289056384.6244
6	JICA	JPY	5773575717.2300	552001014122.0520	0.0000	0.0000	5773575717.2300	552001014122.0520
7	KUWAIT	KWD	335279.7000	67070331.6932	0.0000	0.0000	335279.7000	67070331.6932
8	NBF	EUR	21290826.0800	2350460666.4156	0.0000	0.0000	21290826.0800	2350460666.4156
9	SAUDI	SAR	5498475.9800	296652099.9869	0.0000	0.0000	5498475.9800	296652099.9869
Total of Bilateral			8238881102.5900	722243711057.4096	0.0000	0.0000	8238881102.5900	722243711057.4096
Donor Type			Multilateral					
1	ADB	SDR	208864962.0100	32003688894.3888	89961.2800	15243174.4067	208954923.2900	32018932068.7955
2	EEC	DKK	336722.3200	33959514.7864	0.0000	0.0000	336722.3200	33959514.7864
3	EEC	EUR	1179404.6800	129567716.8125	0.0000	0.0000	1179404.6800	129567716.8125
4	EEC	GBP	363261.0300	40323314.5058	0.0000	0.0000	363261.0300	40323314.5058

Sr. No.	Donor Short Name	Commit. Currency	Interest Payment Position upto Previous Month		Interest Payment Position (Current Month)		Total	
			Amount In Commit. Currency	Amount In NPR Currency	Amount In Commit. Currency	Amount In NPR Currency	Amount in Commit. Currency	Amount In NPR Currency
5	EIB	USD	46558.2600	5627962.4688	0.0000	0.0000	46558.2600	5627962.4688
6	IDA	SDR	160749445.0700	24560560730.4422	352144.0400	59635114.8000	161101589.1100	24620195845.2422
7	IDA	USD	55857314.1300	6127804805.3989	10518.7200	1275710.3616	55867832.8500	6129080515.7605
8	IFAD	SDR	11116495.1800	1695948900.2806	0.0000	0.0000	11116495.1800	1695948900.2806
9	IFAD	USD	2425418.6400	265941772.1395	0.0000	0.0000	2425418.6400	265941772.1395
10	NDF	EUR	3478133.3000	401775215.9863	0.0000	0.0000	3478133.3000	401775215.9863
11	OFID	USD	11405632.9200	1261410525.3359	247247.9500	29986231.3760	11652880.8700	1291396756.7119
Total of Multilateral			455823347.5400	66526609352.5457	699871.9900	106140230.9443	456523219.5300	66632749583.4900
Grand Total			8694704450.1300	788770320409.9553	699871.9900	106140230.9443	8695404322.1200	788876460640.8996



Government of Nepal

Ministry of Finance

# Public Debt Management Office

Kathmandu, Nepal

## Donor Wise Monthly Interest Payment Summary

As on : 2078-Chaitra-30 13/04/2022

Fiscal Year: 2078/79

Month: Chaitra

			Interest Payment Position upto Previous Month		Interest Payment Position (Current Month)		Total	
Sr. No.	Donor Short Name	Commit. Currency	Amount In Commit. Currency	Amount In NPR Currency	Amount In Commit. Currency	Amount In NPR Currency	Amount in Commit. Currency	Amount In NPR Currency
Donor Type			Bilateral					
1	AUSTRIA	EUR	0.0800	9.7881	0.0000	0.0000	0.0800	9.7881
2	BELGIUM	EUR	103535.4700	11384766.1036	0.0000	0.0000	103535.4700	11384766.1036
3	EBK	KRW	2417891795.0000	166701966086.4316	0.0000	0.0000	2417891795.0000	166701966086.4316
4	EBLCI	USD	4484643.6600	526106590.3142	0.0000	0.0000	4484643.6600	526106590.3142
5	EIBC	CNY	15700829.3900	289056384.6244	7848909.2800	150777547.2688	23549738.6700	439833931.8932
6	JICA	JPY	5773575717.2300	552001014122.0520	0.0000	0.0000	5773575717.2300	552001014122.0520
7	KUWAIT	KWD	335279.7000	67070331.6932	0.0000	0.0000	335279.7000	67070331.6932
8	NBF	EUR	21290826.0800	2350460666.4156	0.0000	0.0000	21290826.0800	2350460666.4156
9	SAUDI	SAR	5498475.9800	296652099.9869	0.0000	0.0000	5498475.9800	296652099.9869
Total of Bilateral			8238881102.5900	722243711057.4096	7848909.2800	150777547.2688	8246730011.8700	722394488604.6784
Donor Type			Multilateral					
1	ADB	SDR	208954923.2900	32018932068.7955	969840.4300	166459143.1421	209924763.7200	32185391211.9376
2	EEC	DKK	336722.3200	33959514.7864	0.0000	0.0000	336722.3200	33959514.7864
3	EEC	EUR	1179404.6800	129567716.8125	0.0000	0.0000	1179404.6800	129567716.8125
4	EEC	GBP	363261.0300	40323314.5058	0.0000	0.0000	363261.0300	40323314.5058

			Interest Payment Position upto Previous Month		Interest Payment Position (Current Month)		Total	
Sr. No.	Donor Short Name	Commit. Currency	Amount In Commit. Currency	Amount In NPR Currency	Amount In Commit. Currency	Amount In NPR Currency	Amount in Commit. Currency	Amount In NPR Currency
5	EIB	USD	46558.2600	5627962.4688	41405.8000	5046538.9040	87964.0600	10674501.3728
6	IDA	SDR	161101589.1100	24620195845.2422	624373.2600	107641771.0890	161725962.3700	24727837616.3312
7	IDA	USD	55867832.8500	6129080515.7605	48727.9000	5960196.4666	55916560.7500	6135040712.2271
8	IFAD	SDR	11116495.1800	1695948900.2806	9203.1300	1551062.1888	11125698.3100	1697499962.4694
9	IFAD	USD	2425418.6400	265941772.1395	0.0000	0.0000	2425418.6400	265941772.1395
10	NDF	EUR	3478133.3000	401775215.9863	0.0000	0.0000	3478133.3000	401775215.9863
11	OFID	USD	11652880.8700	1291396756.7119	0.0000	0.0000	11652880.8700	1291396756.7119
Total of Multilateral			456523219.5300	66632749583.4900	1693550.5200	286658711.7905	458216770.0500	66919408295.2805
Grand Total			8695404322.1200	788876460640.8996	9542459.8000	437436259.0593	8704946781.9200	789313896899.9589



Government of Nepal

Ministry of Finance

# Public Debt Management Office

Kathmandu, Nepal

## Donor Wise Monthly Grace Period Interest Payment Summary

As on : 2078-Mangh-28 11/02/2022

Fiscal Year: 2078/79

Month: Mangh

Sr. No.	Donor Short Name	Commit. Currency	Grace Period Interest Payment Position				Total	
			Upto Previous Month		Current Month		Amount in Commit. Currency	Amount In NPR Currency
			Amount In Commit. Currency	Amount In NPR Currency	Amount In Commit. Currency	Amount In NPR Currency		
1	ADB	SDR	14021755.33	2339670094.36	75679.93	12600024.76	14097435.26	2376404661.78
2	ADB	USD	3696388.89	438096011.24	0.00	0.00	3696388.89	444342908.47
3	AIIB	USD	234584.78	27802988.13	0.00	0.00	234584.78	28199436.40
4	EBK	KRW	2163883391.00	216388339.10	0.00	0.00	2163883391.00	217470280.80
5	EBLCI	USD	12307739.88	1458713330.58	407854.76	49464625.29	12715594.64	1528541631.67
6	EIB	USD	1325485.32	157096520.13	0.00	0.00	1325485.32	159336590.32
7	EIBC	CNY	96332963.97	1794683118.76	0.00	0.00	96332963.97	1821656348.67
8	IDA	EUR	333695.62	45379267.36	0.00	0.00	333695.62	45883147.75
9	IDA	SDR	60201644.51	10045246402.94	335458.16	56186611.22	60537102.67	10204739397.08
10	IDA	USD	44272.76	5247207.52	0.00	0.00	44272.76	5322028.48
11	IFAD	SDR	923625.14	154116090.86	0.00	0.00	923625.14	155695489.85
12	JICA	JPY	20389221.00	21102843.74	0.00	0.00	20389221.00	21164011.40
13	KUWAIT	KWD	119436.69	46888455.76	0.00	0.00	119436.69	47493999.78
14	OFID	USD	829345.04	98293974.14	0.00	0.00	829345.04	99695567.26
15	SAUDI	SAR	246595.32	7787480.21	0.00	0.00	246595.32	7900914.05

Grand Total		2374890145.25	16856512124.83	818992.85	118251261.27	2375709138.10	17163846413.76
-------------	--	---------------	----------------	-----------	--------------	---------------	----------------



Government of Nepal

Ministry of Finance

# Public Debt Management Office

Kathmandu, Nepal

## Donor Wise Monthly Grace Period Interest Payment Summary

As on : 2078-Falgun-30 14/03/2022

Fiscal Year: 2078/79

Month: Falgun

Sr. No.	Donor Short Name	Commit. Currency	Grace Period Interest Payment Position				Total	
			Upto Previous Month		Current Month		Amount in Commit. Currency	Amount In NPR Currency
			Amount In Commit. Currency	Amount In NPR Currency	Amount In Commit. Currency	Amount In NPR Currency		
1	IFAD	USD	0.00	0.00	19306.13	2353031.12	19306.13	2371758.07
2	ADB	SDR	14097435.26	0.00	0.00	0.00	14097435.26	2386554815.17
3	ADB	USD	3696388.89	0.00	1443944.44	175067831.68	5140333.33	631489949.59
4	AIIB	USD	234584.78	0.00	0.00	0.00	234584.78	28818740.22
5	EBK	KRW	2163883391.00	0.00	0.00	0.00	2163883391.00	214873620.73
6	EBLCI	USD	12715594.64	0.00	0.00	0.00	12715594.64	1562110801.52
7	EIB	USD	1325485.32	0.00	0.00	0.00	1325485.32	162835871.56
8	EIBC	CNY	96332963.97	0.00	0.00	0.00	96332963.97	1866932841.74
9	IDA	EUR	333695.62	0.00	171903.39	23296347.41	505599.01	67770491.30
10	IDA	SDR	60537102.67	0.00	563775.56	95426095.78	61100878.23	10343767675.56
11	IDA	USD	44272.76	0.00	0.00	0.00	44272.76	5438908.57
12	IFAD	SDR	923625.14	0.00	0.00	0.00	923625.14	156360499.95
13	JICA	JPY	20389221.00	0.00	0.00	0.00	20389221.00	21347514.39
14	KUWAIT	KWD	119436.69	0.00	23586.74	9457103.40	143023.43	57841535.56
15	OFID	USD	829345.04	0.00	0.00	0.00	829345.04	101885038.16

Sr. No.	Donor Short Name	Commit. Currency	Grace Period Interest Payment Position				Total	
			Upto Previous Month		Current Month			
			Amount In Commit. Currency	Amount In NPR Currency	Amount In Commit. Currency	Amount In NPR Currency	Amount in Commit. Currency	Amount In NPR Currency
16	SAUDI	SAR	246595.32	0.00	0.00	0.00	246595.32	8075996.73
Grand Total			2375709138.10	0.00	2222516.26	305600409.39	2377931654.36	17618476058.82





Government of Nepal

Ministry of Finance

# Public Debt Management Office

Kathmandu, Nepal

## Donor Wise Monthly Grace Period Interest Payment Summary

As on : 2078-Chaitra-30 13/04/2022

Fiscal Year: 2078/79

Month: Chaitra

Sr. No.	Donor Short Name	Commit. Currency	Grace Period Interest Payment Position				Total	
			Upto Previous Month		Current Month		Amount in Commit. Currency	Amount In NPR Currency
			Amount In Commit. Currency	Amount In NPR Currency	Amount In Commit. Currency	Amount In NPR Currency		
1	ADB	SDR	14097435.26	2386554815.17	158271.50	27217421.47	14255706.76	2379847686.51
2	ADB	USD	5140333.33	631489949.59	0.00	0.00	5140333.33	627737506.26
3	AIIB	USD	234584.78	28818740.22	0.00	0.00	234584.78	28647493.33
4	EBK	KRW	2163883391.00	214873620.73	0.00	0.00	2163883391.00	214657232.39
5	EBLCI	USD	12715594.64	1562110801.52	0.00	0.00	12715594.64	1552828417.44
6	EIB	USD	1325485.32	162835871.56	45906.64	5595101.28	1371391.96	167474386.16
7	EIBC	CNY	96332963.97	1866932841.74	0.00	0.00	96332963.97	1846702919.30
8	IDA	EUR	505599.01	67770491.30	0.00	0.00	505599.01	67113212.59
9	IDA	SDR	61100878.23	10343767675.56	2015676.03	347254378.77	63116554.26	10536677568.16
10	IDA	USD	44272.76	5438908.57	0.00	0.00	44272.76	5406589.45
11	IFAD	SDR	923625.14	156360499.95	0.00	0.00	923625.14	154189980.87
12	IFAD	USD	19306.13	2371758.07	0.00	0.00	19306.13	2357664.60
13	JICA	JPY	20389221.00	21347514.39	0.00	0.00	20389221.00	19818322.81
14	KUWAIT	KWD	143023.43	57841535.56	5280.17	2133927.90	148303.60	59383727.51
15	OFID	USD	829345.04	101885038.16	0.00	0.00	829345.04	101279616.28

Sr. No.	Donor Short Name	Commit. Currency	Grace Period Interest Payment Position				Total	
			Upto Previous Month		Current Month			
			Amount In Commit. Currency	Amount In NPR Currency	Amount In Commit. Currency	Amount In NPR Currency	Amount in Commit. Currency	Amount In NPR Currency
16	SAUDI	SAR	246595.32	8075996.73	0.00	0.00	246595.32	8029143.62
Grand Total			2377931654.36	17618476058.82	2225134.34	382200829.42	2380156788.70	17772151467.28



Government of Nepal

Ministry of Finance

## Public Debt Management Office

Kathmandu, Nepal

### Donor Wise Monthly Commitment Charge Payment Summary

As on : 2078-Mangh-28 11/02/2022

Fiscal Year: 2078/79

Month: Mangh

Sr. No.	Donor Short Name	Commit. Currency	Commitment Charge Payment Position				Total	
			Upto Previous Month		Current Month		Amount in Commit. Currency	Amount In NPR Currency
			Amount In Commit. Currency	Amount In NPR Currency	Amount In Commit. Currency	Amount In NPR Currency		
1	AIIB	USD	141174.9400	17036991.7592	0.0000	0.0000	141174.9400	17036991.7592
2	EBLCI	USD	1548932.6300	180943869.4808	130387.3400	15813376.5952	1679319.9700	196757246.0760
3	EIBC	CNY	934340.7200	16763484.0317	0.0000	0.0000	934340.7200	16763484.0317
4	NDF	EUR	2825.8900	344101.5978	0.0000	0.0000	2825.8900	344101.5978
5	OFID	USD	2421.1200	278428.8000	0.0000	0.0000	2421.1200	278428.8000
Grand Total			2629695.3000	215366875.6695	130387.3400	15813376.5952	2760082.6400	231180252.2647



Government of Nepal

Ministry of Finance

## Public Debt Management Office

Kathmandu, Nepal

### Donor Wise Monthly Commitment Charge Payment Summary

As on : 2078-Falgun-30 14/03/2022

Fiscal Year: 2078/79

Month: Falgun

Sr. No.	Donor Short Name	Commit. Currency	Commitment Charge Payment Position				Total	
			Upto Previous Month		Current Month		Amount in Commit. Currency	Amount In NPR Currency
			Amount In Commit. Currency	Amount In NPR Currency	Amount In Commit. Currency	Amount In NPR Currency		
1	AIIB	USD	141174.9400	17036991.7592	0.0000	0.0000	141174.9400	17036991.7592
2	EBLCI	USD	1679319.9700	196757246.0760	0.0000	0.0000	1679319.9700	196757246.0760
3	EIBC	CNY	934340.7200	16763484.0317	0.0000	0.0000	934340.7200	16763484.0317
4	NDF	EUR	2825.8900	344101.5978	0.0000	0.0000	2825.8900	344101.5978
5	OFID	USD	2421.1200	278428.8000	0.0000	0.0000	2421.1200	278428.8000
Grand Total			2760082.6400	231180252.2647	0.0000	0.0000	2760082.6400	231180252.2647



Government of Nepal

Ministry of Finance

## Public Debt Management Office

Kathmandu, Nepal

### Donor Wise Monthly Commitment Charge Payment Summary

As on : 2078-Chaitra-30 13/04/2022

Fiscal Year: 2078/79

Month: Chaitra

Sr. No.	Donor Short Name	Commit. Currency	Commitment Charge Payment Position				Total	
			Upto Previous Month		Current Month		Amount in Commit. Currency	Amount In NPR Currency
			Amount In Commit. Currency	Amount In NPR Currency	Amount In Commit. Currency	Amount In NPR Currency		
1	AIIB	USD	141174.9400	17036991.7592	0.0000	0.0000	141174.9400	17036991.7592
2	EBLCI	USD	1679319.9700	196757246.0760	0.0000	0.0000	1679319.9700	196757246.0760
3	EIBC	CNY	934340.7200	16763484.0317	0.0000	0.0000	934340.7200	16763484.0317
4	NDF	EUR	2825.8900	344101.5978	0.0000	0.0000	2825.8900	344101.5978
5	OFID	USD	2421.1200	278428.8000	0.0000	0.0000	2421.1200	278428.8000
Grand Total			2760082.6400	231180252.2647	0.0000	0.0000	2760082.6400	231180252.2647

## Public Debt Management Office

### Internal Debt Principal and Interest Payment Details

(NPR in 10 millions)

Interest Payment	Shrawan	Bhadra	Ashoj	Kartik	Mangsir	Poush	Magh	Falgun	Chaitra
Treasury Bills	7.90	48.60	116.35	65.09	65.35	104.26	18.93	17.32	137.48
Development Bond	66.75	105.23	256.78	490.82	204.03	188.07	66.75	105.23	256.78
Foreign Employment Saving Bond	0.01	0.33	0.04	0.01	0.01	0.53	0.01	0.33	0.04
Citizen Saving Bond	-	9.87	1.54	-	2.12	16.02	-	9.87	1.54
Comission	0.09	-	-	-	-	4.27	-	-	-
<b>Total</b>	<b>74.76</b>	<b>164.03</b>	<b>374.71</b>	<b>555.92</b>	<b>271.52</b>	<b>313.14</b>	<b>85.69</b>	<b>132.75</b>	<b>395.83</b>
<b>Principal Repayment</b>									
Treasury Bills		2,100.00	800.00						
Development Bond									
Foreign Employment Saving Bond								4.23	0.74
Citizen Saving Bond								20.44	
<b>Total</b>	<b>-</b>	<b>2,100.00</b>	<b>800.00</b>	<b>-</b>	<b>-</b>	<b>-</b>	<b>-</b>	<b>24.67</b>	<b>0.74</b>
<b>Grand Total</b>	<b>74.76</b>	<b>2,264.03</b>	<b>1,174.71</b>	<b>555.92</b>	<b>271.52</b>	<b>313.14</b>	<b>85.69</b>	<b>157.42</b>	<b>396.58</b>

1st Quarter	2nd Quarter	3rd Quarter
172.86	234.70	173.73
428.76	882.92	428.76
0.38	0.55	0.38
11.41	18.14	11.41
0.09	4.27	-
<b>613.50</b>	<b>1,140.57</b>	<b>614.28</b>
2,900.00		-
		-
		4.97
		20.44
<b>2,900.00</b>	<b>-</b>	<b>25.41</b>
<b>3,513.50</b>	<b>1,140.57</b>	<b>639.69</b>

### Principal Receipt

Treasury Bills	Shrawan	Bhadra	Ashoj	Kartik	Mangsir	Poush	Magh	Falgun	Chaitra
28 days					200.00		500.00		
91 days							1,200.00		
182 days					400.00			1,200.00	
364 days									1,500.00
Development Bond							2,950.00	2,500.00	
Foreign Employment Saving Bond									
Citizen Saving Bond									96.93
<b>Total</b>							<b>4,650.00</b>	<b>3,700.00</b>	<b>1,596.93</b>

1st Quarter	2nd Quarter	3rd Quarter
	200.00	500.00
		1,200.00
	400.00	1,200.00
		1,500.00
		5,450.00
		-
		96.93
	<b>600.00</b>	<b>9,946.93</b>