

Quarterly Debt Position

2nd Quarter of FY 2080/81 (FY 2023/24)

As on 2080 Poush 29 (January 14, 2024)



Government of Nepal
Ministry of Finance
Public Debt Management Office
Tripureshwor, Kathmandu

Table of Contents

Abbreviations	2
1. Debt Position.....	3
2. Debt to GDP Ratio	4
3. Disbursement of Debt	5
4. Debt Service	7
List of Annexes	9

Abbreviations

ADB	:	Asian Development Bank
AIIB	:	Asian Infrastructure Investment Bank
CCY	:	Commitment Currency
DKK	:	Danish Kroner
EBK	:	EXIM Bank Korea
EBLCI	:	EXIM Bank Line of Credit INDIA
EEC	:	European Economic Council
EIB	:	European Investment Bank
EIBC	:	Export-Import Bank of CHINA
EUR	:	Euro
EXIM Bank	:	Export Import Bank
GBP	:	Pound sterling
GDP	:	Gross Domestic Product
GoN	:	Government of Nepal
IDA	:	International Development Association
IFAD	:	International Fund for Agricultural Development
IMF	:	International Monetary Fund
JICA	:	Japan International Cooperation Agency
JPY	:	Japanese Yen
KRW	:	South Korean won
KWD	:	Kuwaiti dinar
NBF	:	Natixis Bank France
NDF	:	Nordic Development Fund
NPR	:	Nepalese Rupees
OFID	:	OPEC Fund For International Development
OPEC	:	Organization of the Petroleum Exporting Countries
SAR	:	Saudi Arabian Riyal
SDR	:	Special Drawing Rights
TCY	:	Transaction Currency
USD	:	US Dollar

**Quarterly Debt Position of
Government of Nepal (GoN)
[2nd Quarter of FY 2080/81 (FY 2023/24)
As on 2080 Poush 29 (January 14, 2024)**

1. Debt Position

The total outstanding debt of Government of Nepal is NPR 2,383.77 billion at the end of the 2nd quarter of F/Y 2080/81 (January 14, 2024). Out of total amount, external debt comprises NPR 1,185.72 billion and Domestic debt comprises of NPR 1,198.04 billion. In the 2nd quarter of F/Y 2080/81, the total outstanding debt has increased by 1.84 percent consisting of increase in external debt & internal debt by 2.46 percent and 1.24 percent respectively as shown in the Table 1.

**Table no. 1
Debt Position: Total Outstanding Debt
As on 2080 Poush 29 (January 14, 2024)**

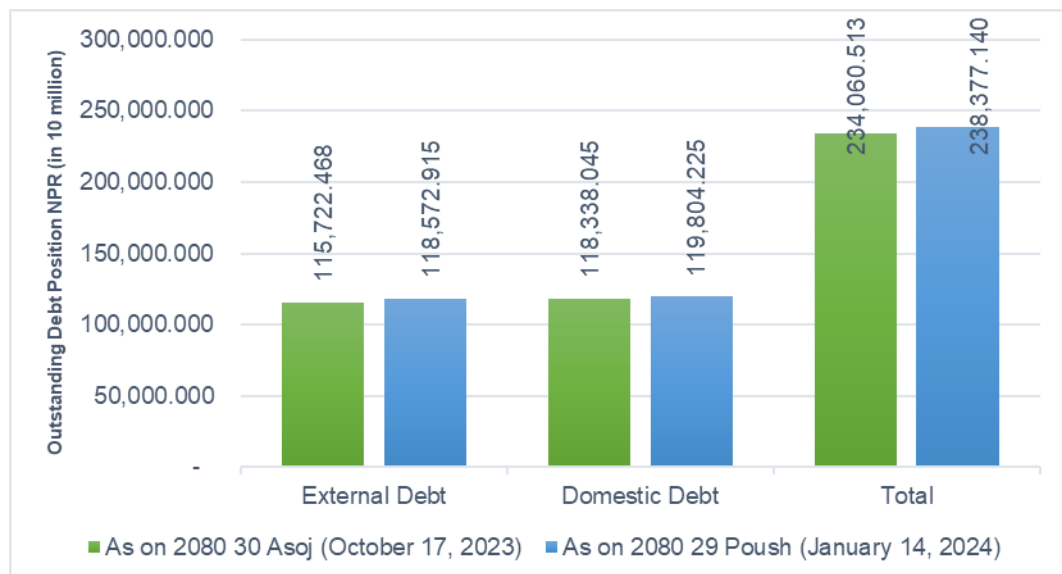
(NPR in 10 millions)

Debt	As on 2080 30 Asoj (October 17, 2023)	Transactions during the Quarter (Net)	As on 2080 29 Poush (January 14, 2024)	Change Percentage
External Debt	115,722.468	2,850.447	118,572.915	2.46%
Domestic Debt	118,338.045	1,466.180	119,804.225	1.24%
Total	234,060.513	4,316.627	238,377.140	1.84%

*Domestic Debt includes IMF Bond.

During this quarter, total increment of domestic debt is NPR 14.66 billion whereas external debt has increased by NPR 28.50 billion. The total outstanding debt is depicted in following Chart no. 1.

**Chart no. 1
Debt Position: Total Outstanding Debt**



Debt disbursement of external debt during this quarter is NPR. 20.41 billion. Amortization of external debt consists of NPR 9.40 billion. During this quarter domestic debt disbursement is NPR. 31.00 billion. Amortization of Domestic debt during the quarter is NPR 16.33 billion.

Others include fluctuation in exchange rate has resulted in exchange loss of NPR 17.49 billion during this quarter. Equivalent USD outstanding position can be found in Annex on report "Donor wise outstanding external debt (In CCY, NPR & USD)".

Table no. 1.1
Transactions during the Quarter
for the period 2080 Kartik to 2080 Poush
(for the period 2023 October 18 to 2024 January 14)

(NPR in 10 millions)

Debt	Disbursement (A)	Amortization (B)	Others (Exchange gain/(loss)) (C)	Net transaction D =A-B-C
External Debt	2,041.502	940.140	(1,749.086)	2,850.447
Domestic Debt	3,100.000	1,633.820	-	1,466.180
Total	5,141.502	2,573.960	(1,749.086)	4,316.627

Note: Exchange rate for the 17 October, 2023 is \$1= NPR 132.95 and for the 14 January, 2024 is \$1= NPR 132.38. Corresponding effect on exchange rate in other commitment currency is also to be considered.

2. Debt to GDP Ratio

At the end of 2nd quarter of FY 2080/81, the total debt to GDP ratio is 44.29 percent. The external debt to GDP ratio is 22.03 percent and domestic debt to GDP ratio is 22.26 percent. At the end of first quarter of FY 2080/81 (October 17, 2023), the debt to GDP ratio was 43.49 percent consisting of 21.50 percent on external debt and 21.99 percent on domestic debt.

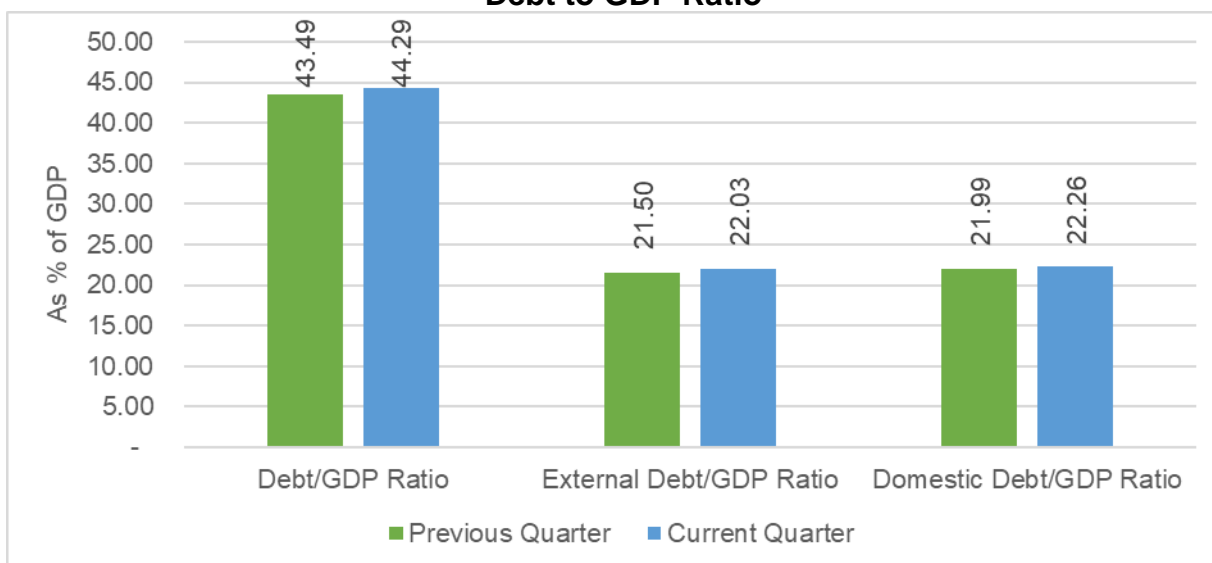
Table no. 2
Debt to GDP Ratio (Percent)

	Previous Quarter Percent of GDP	Current Quarter Percent of GDP
	As on 2080 30 Asoj (October 17, 2023)	As on 2080 29 Poush (January 14, 2024)
Total Debt	43.49	44.29
External Debt	21.50	22.03
Domestic Debt	21.99	22.26
GDP (in billions)	5,381.335	5,381.335

Source: Economic survey, CBS, 2080

Note: GDP for FY 2079/80 has been used for Debt to GDP ratio which is subject to change with availability of valued GDP for the current fiscal year.

**Chart No. 2
Debt to GDP Ratio**



3. Disbursement of Debt

The total disbursement of debt as of the 2nd quarter of Fiscal Year 2080/81 is NPR 51.41 billion. Out of which entire NPR 20.41 billion is received from external sources and NPR 31.00 billion from domestic sources. Out of receipt of external debt, 89.74 percent i.e. NPR 18.32 billion is received from multilateral sources and rest 10.26 percent i.e. NPR 2.09 billion is from bilateral sources during the period. During this quarter, NPR 31.00 billion was received from treasury bills & development bonds. The rollover of treasury bills (domestic borrowings) is not considered as new issue.

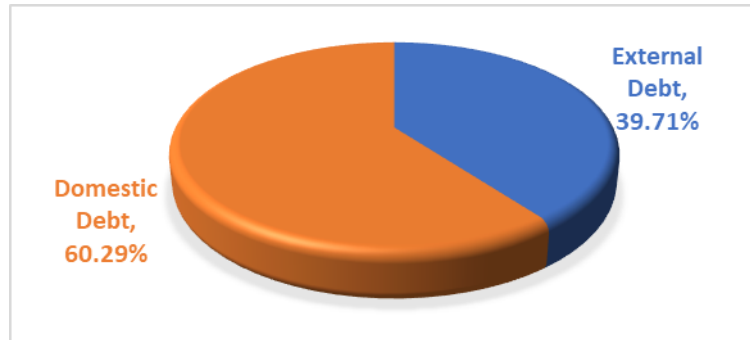
**Table no. 3
Disbursement of debt during the quarter
for the period 2080 Kartik to 2080 Poush
(for the period 2023 October 18 to 2024 January 14)**

(NPR in 10 millions)

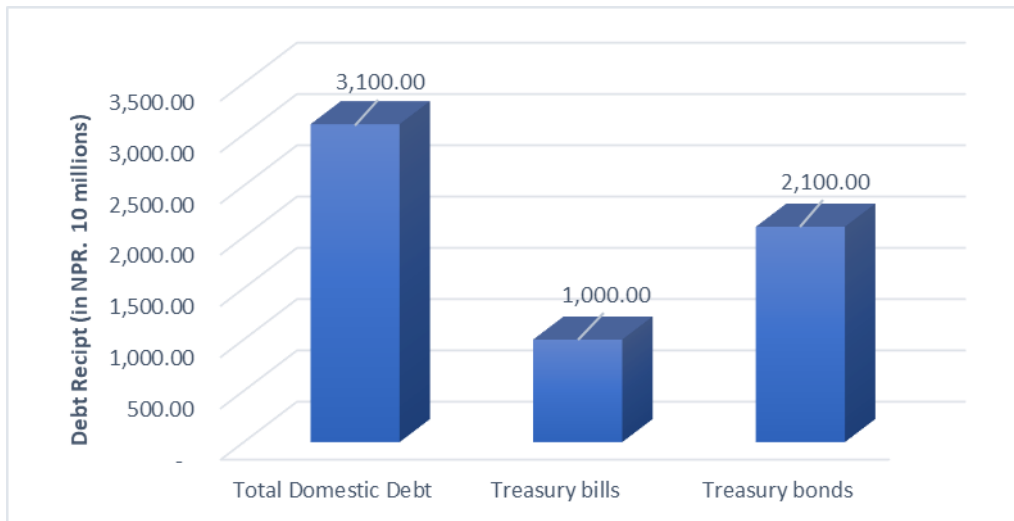
S.N.	Description	Amount	Percentage
1	External Debt	2,041.502	100.00
1.1	Multilateral	1,832.130	89.74
1.2	Bilateral	209.372	10.26
2	Domestic Debt	3,100.000	100.00
2.1	Treasury bills	1,000.000	32.26
2.2	Treasury bonds	2,100.000	67.74
	Total	5,141.502	100.00

Total debt disbursement is presented in chart 3 whereas domestic debt and external debt disbursement is presented with debt instruments in chart 4 and chart 5 respectively.

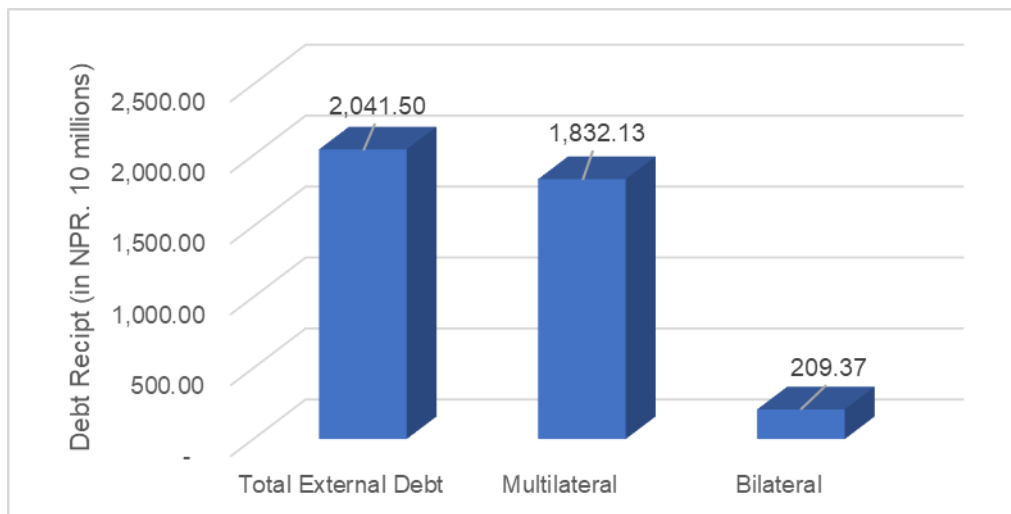
**Chart No. 3
Total Debt Disbursement**



**Chart No. 4
Domestic Debt**



**Chart No. 5
External Debt**



4. Debt Service

Status of debt servicing in this 2nd quarter is depicted in Table 4. Total debt servicing during the 2nd quarter of Fiscal Year 2080/81 is NPR 48.21 billion. Out of which NPR 11.39 billion i.e., 23.63 percent is for external debt and remaining NPR 36.81 billion i.e. 76.37 percent is for domestic debt.

Table no. 4
Debt Servicing during the Quarter
for the period 2080 Kartik to 2080 Poush
(for the period 2023 October 18 to 2024 January 14)

(NPR in 10 millions)

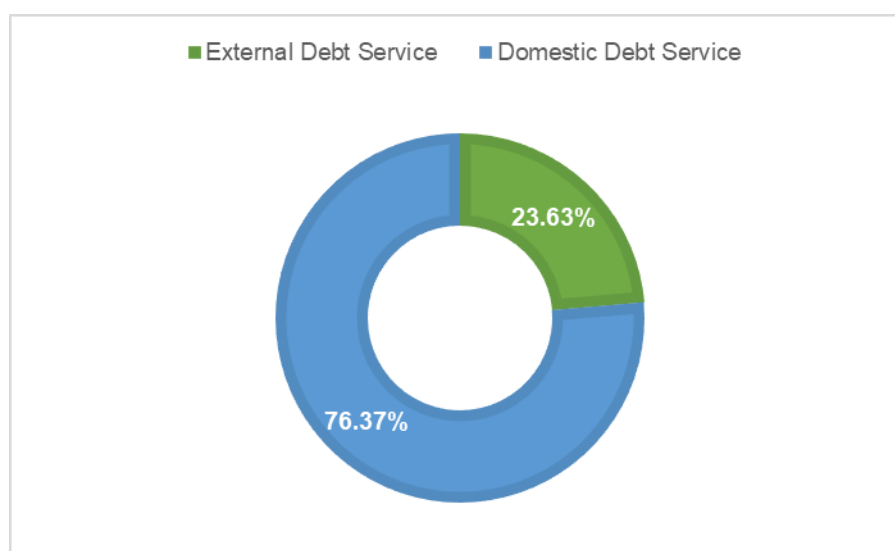
S.N.	Description	Amortization	Interest Payment*	Total	Percent
1	External Debt	940.140	199.381	1,139.521	23.63
2	Domestic Debt	1,633.820	2,047.996	3,681.816	76.37
	Total	2,573.960	2,247.378	4,821.338	100.00

* 1) Interest payment of external debt includes grace period interest payment and commitment charges payment.

2) Interest payment of domestic debt includes commission payment.

In regard to amortization, NPR 9.40 billion has been repaid to the external creditors and NPR 16.33 billion to the domestic creditors during the 2nd quarter. Hence, total amortization amounts to NPR 25.73 billion. The total payment of interest is NPR 22.47 billion, out of which NPR 1.99 billion and NPR 20.47 billion have been paid to external and domestic creditors respectively. Percentage of debt servicing is presented in Chart 6.

Chart No. 6
Debt Servicing
As on 2080 Poush 29 (January 14, 2024)



Likewise, interest payment, commitment charge and commission are also paid. Commitment charges are paid for external debt and commission are paid for domestic debt. Detailed breakdown of interest and other payment is provided in Table 5.

Table no. 5
Interest and other payments during the quarter
for the period 2080 Kartik to 2080 Poush
(for the period 2023 October 18 to 2024 January 14)

(NPR in 10 millions)

Fiscal Year	Kartik	Mangsir	Poush	Total
External Debt				
Interest	56.978	62.452	19.189	138.619
Grace Period Interest	12.525	46.524	0.055	59.104
Interest (Total)	69.502	108.976	19.245	197.723
Commitment Charge	1.659	-	-	1.659
Total (External)	71.161	108.976	19.245	199.381
Domestic Debt				
Interest	883.32	517.42	640.42	2,041.158
Commision	-	-	6.839	6.839
Total (Domestic)	883.320	517.420	647.256	2,047.996
Grand Total	954.481	626.396	666.501	2,247.378

- This report is based on the data received up to Poush 29, 2080 (January 14, 2024) considering the value dates & reconciliation as required.

.....
Prepared by
Prakash Pudashaini
Under Secretary

.....
Approved by
Act. Chief
Dilaram Giri
Public Debt Management Office

List of Annexes

1. Donor wise Outstanding External Debt (in commitment currency, NPR & USD)
2. Donor Wise Monthly Disbursement Summary (For Kartik, Mangsir and Poush)
3. Donor Wise Monthly Principal Re-Payment Summary (For Kartik, Mangsir and Poush)
4. Donor Wise Monthly Interest Payment Summary (For Kartik, Mangsir and Poush)
5. Donor Wise Monthly Grace Period Interest Payment Summary (For Kartik, Mangsir and Poush)
6. Donor Wise Monthly Commitment Charge Payment Summary (For Kartik, Mangsir and Poush)
7. Government Securities Issued in 2nd Quarter of FY 2080/81



Government of Nepal
Ministry of Finance

Public Debt Management Office

Kathmandu, Nepal

Donorwise Outstanding External Debt (in commitment currency , NPR & USD)

As on :2080-Paush-29 14/01/2024

Fiscal Year:2079/2080

Month:Paush

Sr. No.	Donor Type	Donor	Commit. Currency	Amount (Commitment CCY)	NPR Amount	USD Amount
	Bilateral					
1		BELGIUM	EUR	4,468,039.2700	650,859,280.4609	4,894,414.8027
2		EBK	KRW	54,070,564,570.0000	5,471,941,134.4840	41,148,602.3047
3		EBLCI	USD	306,959,883.4500	40,819,525,301.1810	306,959,883.4500
4		EIBC	CNY	1,872,330,458.1100	34,731,729,997.9405	261,180,102.2555
5		JICA	JPY	58,337,748,058.0000	53,437,377,221.1280	401,845,218.9888
6		KUWAIT	KWD	4,637,261.7020	2,006,635,883.6894	15,089,756.9837
7		NBF	EUR	7,130,746.7300	1,038,735,876.1591	7,811,218.8010
8		SAUDI	SAR	88,432,749.1400	3,135,825,284.5044	23,581,179.7601
Total of Bilateral					141,292,629,979.5473	1,062,510,377.3465
	Multilateral					
1		ADB	SDR	1,445,607,199.3100	256,837,995,326.2891	1,931,403,183.3831
2		ADB	USD	920,002,475.0700	122,341,929,134.8086	920,002,475.0700
3		AIIB	USD	280,750.0000	37,334,135.0000	280,750.0000
4		NDF	EUR	12,628,448.7300	1,839,586,126.4991	13,833,554.8691
5		OFID	USD	55,666,436.5900	7,402,522,737.7382	55,666,436.5900
6		IDA	EUR	345,000.0000	50,256,150.0000	377,922.6199
7		IDA	SDR	3,231,939,922.2600	574,211,978,914.0975	4,318,032,628.3208
8		IDA	USD	40,399,359.7700	5,372,306,862.2146	40,399,359.7700
9		IFAD	SDR	53,992,480.0200	9,592,730,540.9454	72,136,641.1562
10		IFAD	USD	7,989,761.7500	1,062,478,517.5150	7,989,761.7500

Sr. No.	Donor Type	Donor	Commit. Currency	Amount (Commitment CCY)	NPR Amount	USD Amount
11		IMF	SDR	331,405,410.4647	58,880,103,325.9013	442,774,126.3792
12		EEC	DKK	248,952.2500	4,862,037.4425	36,562.1706
13		EEC	EUR	879,075.3400	128,054,904.7778	962,963.6395
14		EEC	GBP	243,683.8700	41,292,231.7715	310,514.6020
15		EIB	EUR	8,845,501.2200	1,288,524,162.7174	9,689,608.6834
16		EIB	USD	40,190,770.7700	5,344,568,696.9946	40,190,770.7700
Total of Multilateral					1,044,436,523,804.7126	7,854,087,259.7738
	Grand Total				1,185,729,153,784.2599	8,916,597,637.1203



Government of Nepal

Ministry of Finance

Public Debt Management Office

Kathmandu, Nepal

Donor Wise Monthly Disbursement Summary

As on : 2080-Kartik-30

16/11/2023

Fiscal Year: 2080/2081

Month: Kartik

Sr. No.	Donor Short Name	Commit. Currency	Disbursement Position upto Previous Month		Disbursement Position (Current Month)		Total	
			Amount In Commit. Currency	Amount In NPR Currency	Amount In Commit. Currency	Amount In NPR Currency	Amount in Commit. Currency	Amount In NPR Currency
Donor Type			Bilateral					
1	AUSTRIA	EUR	4,279,799.1400	530,737,891.3500	0.0000	0.0000	4,279,799.1400	530,737,891.3500
2	BELGIUM	EUR	17,164,024.3500	2,128,510,659.6400	0.0000	0.0000	17,164,024.3500	2,128,510,659.6400
3	EBK	KRW	75,613,759,770.0000	7,033,897,457.0700	0.0000	0.0000	75,613,759,770.0000	7,033,897,457.0700
4	EBLCI	USD	443,917,303.0300	50,390,352,071.6161	2,665,237.9400	354,293,029.3756	446,582,540.9700	50,744,645,100.9917
5	EIBC	CNY	2,073,364,862.6800	33,981,932,654.2829	0.0000	0.0000	2,073,364,862.6800	33,981,932,654.2829
6	JICA	JPY	93,403,876,453.0000	93,387,120,069.5160	420,553,241.0000	372,473,707.5370	93,824,429,694.0000	93,759,593,777.0530
7	KUWAIT	KWD	6,302,342.0620	2,437,158,996.9682	0.0000	0.0000	6,302,342.0620	2,437,158,996.9682
8	NBF	EUR	49,337,770.6900	6,125,742,613.0092	0.0000	0.0000	49,337,770.6900	6,125,742,613.0092
9	SAUDI	SAR	138,926,436.2800	4,289,005,564.9454	0.0000	0.0000	138,926,436.2800	4,289,005,564.9454
Total of Bilateral			171,750,928,761.2320	200,304,457,978.3978	423,218,478.9400	726,766,736.9126	172,174,147,240.1720	201,031,224,715.3104
Donor Type			Multilateral					
1	ADB	SDR	2,441,312,815.7700	375,077,647,200.7165	2,597,117.1500	452,980,522.2783	2,443,909,932.9200	375,530,627,722.9948
2	ADB	USD	883,566,529.6900	109,425,619,345.7812	5,234,895.7100	695,727,538.5227	888,801,425.4000	110,121,346,884.3039
3	AIIB	USD	280,750.0000	33,367,137.5000	0.0000	0.0000	280,750.0000	33,367,137.5000
4	EEC	DKK	1,528,000.0000	25,202,832.0000	0.0000	0.0000	1,528,000.0000	25,202,832.0000

Sr. No.	Donor Short Name	Commit. Currency	Disbursement Position upto Previous Month		Disbursement Position (Current Month)		Total	
			Amount In Commit. Currency	Amount In NPR Currency	Amount In Commit. Currency	Amount In NPR Currency	Amount in Commit. Currency	Amount In NPR Currency
5	EEC	EUR	5,391,372.4200	669,903,901.7800	0.0000	0.0000	5,391,372.4200	669,903,901.7800
6	EEC	GBP	1,503,200.0000	208,267,758.7200	0.0000	0.0000	1,503,200.0000	208,267,758.7200
7	EIB	EUR	8,845,501.2200	1,272,071,530.4482	0.0000	0.0000	8,845,501.2200	1,272,071,530.4482
8	EIB	USD	43,920,450.3000	4,933,077,662.7000	0.0000	0.0000	43,920,450.3000	4,933,077,662.7000
9	IDA	EUR	345,000.0000	47,703,150.0000	0.0000	0.0000	345,000.0000	47,703,150.0000
10	IDA	SDR	3,860,052,606.0300	608,340,654,043.5943	6,569,639.2400	1,154,224,417.1040	3,866,622,245.2700	609,494,878,460.6983
11	IDA	USD	262,641,716.1600	28,827,495,798.9972	0.0000	0.0000	262,641,716.1600	28,827,495,798.9972
12	IFAD	SDR	98,867,790.4000	15,036,248,489.4692	0.0000	0.0000	98,867,790.4000	15,036,248,489.4692
13	IFAD	USD	18,088,261.7400	2,058,284,260.9300	0.0000	0.0000	18,088,261.7400	2,058,284,260.9300
14	IMF	SDR	310,030,410.4647	50,828,605,330.6114	0.0000	0.0000	310,030,410.4647	50,828,605,330.6114
15	NDF	EUR	25,337,128.3600	3,154,167,865.8843	0.0000	0.0000	25,337,128.3600	3,154,167,865.8843
16	OFID	USD	143,110,960.4500	16,097,393,587.2808	0.0000	0.0000	143,110,960.4500	16,097,393,587.2808
Total of Multilateral			8,104,822,493.0047	1,216,035,709,896.4131	14,401,652.1000	2,302,932,477.9050	8,119,224,145.1047	1,218,338,642,374.3181
Grand Total			179,855,751,254.2367	1,416,340,167,874.8109	437,620,131.0400	3,029,699,214.8176	180,293,371,385.2767	1,419,369,867,089.6285



Government of Nepal

Ministry of Finance

Public Debt Management Office

Kathmandu, Nepal

Donor Wise Monthly Disbursement Summary

As on : 2080-Mangsir-30 16/12/2023

Fiscal Year: 2080/2081

Month: Mangsir

			Disbursement Position upto Previous Month		Disbursement Position (Current Month)		Total		
Sr. No.	Donor Short Name	Commit. Currency	Amount In Commit. Currency	Amount In NPR Currency	Amount In Commit. Currency	Amount In NPR Currency	Amount in Commit. Currency	Amount In NPR Currency	
Donor Type			Bilateral						
1	AUSTRIA	EUR	4,279,799.1400	530,737,891.3500	0.0000	0.0000	4,279,799.1400	530,737,891.3500	
2	BELGIUM	EUR	17,164,024.3500	2,128,510,659.6400	0.0000	0.0000	17,164,024.3500	2,128,510,659.6400	
3	EBK	KRW	75,613,759,770.0000	7,033,897,457.0700	0.0000	0.0000	75,613,759,770.0000	7,033,897,457.0700	
4	EBLCI	USD	446,582,540.9700	50,744,645,100.9917	749,539.2400	99,701,116.5502	447,332,080.2100	50,844,346,217.5419	
5	EIBC	CNY	2,073,364,862.6800	33,981,932,654.2829	0.0000	0.0000	2,073,364,862.6800	33,981,932,654.2829	
6	JICA	JPY	93,824,429,694.0000	93,759,593,777.0530	331,926,665.0000	306,911,084.5010	94,156,356,359.0000	94,066,504,861.5540	
7	KUWAIT	KWD	6,302,342.0620	2,437,158,996.9682	0.0000	0.0000	6,302,342.0620	2,437,158,996.9682	
8	NBF	EUR	49,337,770.6900	6,125,742,613.0092	0.0000	0.0000	49,337,770.6900	6,125,742,613.0092	
9	SAUDI	SAR	138,926,436.2800	4,289,005,564.9454	0.0000	0.0000	138,926,436.2800	4,289,005,564.9454	
Total of Bilateral			172,174,147,240.1720	201,031,224,715.3104	332,676,204.2400	406,612,201.0512	172,506,823,444.4120	201,437,836,916.3616	
Donor Type			Multilateral						
1	ADB	SDR	2,443,909,932.9200	375,530,627,722.9948	10,839,525.9800	1,919,943,823.1058	2,454,749,458.9000	377,450,571,546.1006	
2	ADB	USD	888,801,425.4000	110,121,346,884.3039	22,920,118.0300	3,050,146,331.8923	911,721,543.4300	113,171,493,216.1962	
3	AIIB	USD	280,750.0000	33,367,137.5000	0.0000	0.0000	280,750.0000	33,367,137.5000	
4	EEC	DKK	1,528,000.0000	25,202,832.0000	0.0000	0.0000	1,528,000.0000	25,202,832.0000	

Sr. No.	Donor Short Name	Commit. Currency	Disbursement Position upto Previous Month		Disbursement Position (Current Month)		Total	
			Amount In Commit. Currency	Amount In NPR Currency	Amount In Commit. Currency	Amount In NPR Currency	Amount in Commit. Currency	Amount In NPR Currency
5	EEC	EUR	5,391,372.4200	669,903,901.7800	0.0000	0.0000	5,391,372.4200	669,903,901.7800
6	EEC	GBP	1,503,200.0000	208,267,758.7200	0.0000	0.0000	1,503,200.0000	208,267,758.7200
7	EIB	EUR	8,845,501.2200	1,272,071,530.4482	0.0000	0.0000	8,845,501.2200	1,272,071,530.4482
8	EIB	USD	43,920,450.3000	4,933,077,662.7000	0.0000	0.0000	43,920,450.3000	4,933,077,662.7000
9	IDA	EUR	345,000.0000	47,703,150.0000	0.0000	0.0000	345,000.0000	47,703,150.0000
10	IDA	SDR	3,866,622,245.2700	609,494,878,460.6983	12,705,422.0200	2,252,118,238.0653	3,879,327,667.2900	611,746,996,698.7636
11	IDA	USD	262,641,716.1600	28,827,495,798.9972	0.0000	0.0000	262,641,716.1600	28,827,495,798.9972
12	IFAD	SDR	98,867,790.4000	15,036,248,489.4692	0.0000	0.0000	98,867,790.4000	15,036,248,489.4692
13	IFAD	USD	18,088,261.7400	2,058,284,260.9300	0.0000	0.0000	18,088,261.7400	2,058,284,260.9300
14	IMF	SDR	310,030,410.4647	50,828,605,330.6114	39,200,000.0000	6,975,404,062.3596	349,230,410.4647	57,804,009,392.9710
15	NDF	EUR	25,337,128.3600	3,154,167,865.8843	0.0000	0.0000	25,337,128.3600	3,154,167,865.8843
16	OFID	USD	143,110,960.4500	16,097,393,587.2808	0.0000	0.0000	143,110,960.4500	16,097,393,587.2808
Total of Multilateral			8,119,224,145.1047	1,218,338,642,374.3181	85,665,066.0300	14,197,612,455.4230	8,204,889,211.1347	1,232,536,254,829.7411
Grand Total			180,293,371,385.2767	1,419,369,867,089.6285	418,341,270.2700	14,604,224,656.4742	180,711,712,655.5467	1,433,974,091,746.1027



Government of Nepal

Ministry of Finance

Public Debt Management Office

Kathmandu, Nepal

Donor Wise Monthly Disbursement Summary

As on : 2080-Paush-29 14/01/2024

Fiscal Year: 2079/2080

Month: Paush

			Disbursement Position upto Previous Month		Disbursement Position (Current Month)		Total	
Sr. No.	Donor Short Name	Commit. Currency	Amount In Commit. Currency	Amount In NPR Currency	Amount In Commit. Currency	Amount In NPR Currency	Amount in Commit. Currency	Amount In NPR Currency
Donor Type			Bilateral					
1	AUSTRIA	EUR	4,279,799.1400	530,737,891.3500	0.0000	0.0000	4,279,799.1400	530,737,891.3500
2	BELGIUM	EUR	17,164,024.3500	2,128,510,659.6400	0.0000	0.0000	17,164,024.3500	2,128,510,659.6400
3	EBK	KRW	75,613,759,770.0000	7,033,897,457.0700	0.0000	0.0000	75,613,759,770.0000	7,033,897,457.0700
4	EBLCI	USD	447,332,080.2100	50,844,346,217.5419	4,074,221.4500	541,090,375.8128	451,406,301.6600	51,385,436,593.3547
5	EIBC	CNY	2,073,364,862.6800	33,981,932,654.2829	0.0000	0.0000	2,073,364,862.6800	33,981,932,654.2829
6	JICA	JPY	94,156,356,359.0000	94,066,504,861.5540	451,304,409.0000	419,250,278.0900	94,607,660,768.0000	94,485,755,139.6440
7	KUWAIT	KWD	6,302,342.0620	2,437,158,996.9682	0.0000	0.0000	6,302,342.0620	2,437,158,996.9682
8	NBF	EUR	49,337,770.6900	6,125,742,613.0092	0.0000	0.0000	49,337,770.6900	6,125,742,613.0092
9	SAUDI	SAR	138,926,436.2800	4,289,005,564.9454	0.0000	0.0000	138,926,436.2800	4,289,005,564.9454
Total of Bilateral			172,506,823,444.4120	201,437,836,916.3616	455,378,630.4500	960,340,653.9028	172,962,202,074.8620	202,398,177,570.2644
Donor Type			Multilateral					
1	ADB	SDR	2,454,749,458.9000	377,450,571,546.1006	1,177,831.3800	209,215,760.8840	2,455,927,290.2800	377,659,787,306.9846
2	ADB	USD	911,721,543.4300	113,171,493,216.1962	8,280,931.6400	1,097,661,066.6120	920,002,475.0700	114,269,154,282.8082
3	AIIB	USD	280,750.0000	33,367,137.5000	0.0000	0.0000	280,750.0000	33,367,137.5000
4	EEC	DKK	1,528,000.0000	25,202,832.0000	0.0000	0.0000	1,528,000.0000	25,202,832.0000

Sr. No.	Donor Short Name	Commit. Currency	Disbursement Position upto Previous Month		Disbursement Position (Current Month)		Total	
			Amount In Commit. Currency	Amount In NPR Currency	Amount In Commit. Currency	Amount In NPR Currency	Amount in Commit. Currency	Amount In NPR Currency
5	EEC	EUR	5,391,372.4200	669,903,901.7800	0.0000	0.0000	5,391,372.4200	669,903,901.7800
6	EEC	GBP	1,503,200.0000	208,267,758.7200	0.0000	0.0000	1,503,200.0000	208,267,758.7200
7	EIB	EUR	8,845,501.2200	1,272,071,530.4482	0.0000	0.0000	8,845,501.2200	1,272,071,530.4482
8	EIB	USD	43,920,450.3000	4,933,077,662.7000	0.0000	0.0000	43,920,450.3000	4,933,077,662.7000
9	IDA	EUR	345,000.0000	47,703,150.0000	0.0000	0.0000	345,000.0000	47,703,150.0000
10	IDA	SDR	3,879,327,667.2900	611,746,996,698.7636	2,893,493.2100	513,873,930.2083	3,882,221,160.5000	612,260,870,628.9719
11	IDA	USD	262,641,716.1600	28,827,495,798.9972	0.0000	0.0000	262,641,716.1600	28,827,495,798.9972
12	IFAD	SDR	98,867,790.4000	15,036,248,489.4692	0.0000	0.0000	98,867,790.4000	15,036,248,489.4692
13	IFAD	USD	18,088,261.7400	2,058,284,260.9300	0.0000	0.0000	18,088,261.7400	2,058,284,260.9300
14	IMF	SDR	349,230,410.4647	57,804,009,392.9710	0.0000	0.0000	349,230,410.4647	57,804,009,392.9710
15	NDF	EUR	25,337,128.3600	3,154,167,865.8843	0.0000	0.0000	25,337,128.3600	3,154,167,865.8843
16	OFID	USD	143,110,960.4500	16,097,393,587.2808	0.0000	0.0000	143,110,960.4500	16,097,393,587.2808
Total of Multilateral			8,204,889,211.1347	1,232,536,254,829.7411	12,352,256.2300	1,820,750,757.7043	8,217,241,467.3647	1,234,357,005,587.4454
Grand Total			180,711,712,655.5467	1,433,974,091,746.1027	467,730,886.6800	2,781,091,411.6071	181,179,443,542.2267	1,436,755,183,157.7098



Government of Nepal

Ministry of Finance

Public Debt Management Office

Kathmandu, Nepal

Donor Wise Monthly Principal Re-Payment Summary

As on : 2080-Kartik-30 16/11/2023

Fiscal Year: 2080/2081

Month: Kartik

Sr. No.	Donor Short Name	Commit. Currency	Principal Payment Position (up to previous month)		Principal Payment Position (Current Month)		Total	
			Amount In Commit. Currency	Amount In NPR Currency	Amount In Commit. Currency	Amount In NPR Currency	Amount in Commit. Currency	Amount In NPR Currency
Donor Type			Bilateral					
1	AUSTRIA	EUR	4,279,799.1400	490,749,274.8530	0.0000	0.0000	4,279,799.1400	490,749,274.8530
2	BELGIUM	EUR	12,695,985.0800	1,482,724,451.5654	0.0000	0.0000	12,695,985.0800	1,482,724,451.5654
3	EBK	KRW	19,228,083,940.0000	436,770,253,326.6820	1,573,018,000.0000	160,447,836.0000	20,801,101,940.0000	436,930,701,162.6820
4	EBLCI	USD	141,220,611.7600	16,644,116,810.2396	3,225,806.4500	430,483,870.7525	144,446,418.2100	17,074,600,680.9921
5	EIBC	CNY	201,034,404.5700	3,744,687,003.6825	0.0000	0.0000	201,034,404.5700	3,744,687,003.6825
6	JICA	JPY	35,717,228,710.0000	2,430,458,884,351.8470	326,075,000.0000	290,858,900.0000	36,043,303,710.0000	2,430,749,743,251.8470
7	KUWAIT	KWD	1,665,080.3600	468,457,366.3856	0.0000	0.0000	1,665,080.3600	468,457,366.3856
8	NBF	EUR	42,088,493.8800	4,791,439,239.4714	0.0000	0.0000	42,088,493.8800	4,791,439,239.4714
9	SAUDI	SAR	50,493,687.1400	1,999,692,613.9535	0.0000	0.0000	50,493,687.1400	1,999,692,613.9535
Total of Bilateral			55,398,790,711.9300	2,896,851,004,438.6800	1,902,318,806.4500	881,790,606.7525	57,301,109,518.3800	2,897,732,795,045.4325
Donor Type			Multilateral					
10	ADB	SDR	985,757,610.2400	110,766,250,451.0398	10,575,376.0000	1,867,603,933.8779	996,332,986.2400	112,633,854,384.9177
11	EEC	DKK	1,256,127.7500	138,909,574.1456	22,920.0000	467,589.4028	1,279,047.7500	139,377,163.5484
12	EEC	EUR	4,431,565.9600	490,000,139.7394	80,731.1200	12,274,778.5602	4,512,297.0800	502,274,918.2996
13	EEC	GBP	1,236,968.1300	136,795,857.9128	22,548.0000	4,007,707.1853	1,259,516.1300	140,803,565.0981

Sr. No.	Donor Short Name	Commit. Currency	Principal Payment Position (up to previous month)		Principal Payment Position (Current Month)		Total	
			Amount In Commit. Currency	Amount In NPR Currency	Amount In Commit. Currency	Amount In NPR Currency	Amount in Commit. Currency	Amount In NPR Currency
14	EIB	USD	3,729,679.5300	490,158,899.0823	0.0000	0.0000	3,729,679.5300	490,158,899.0823
15	IDA	SDR	632,613,730.8300	71,431,656,676.5037	7,524,419.9000	1,330,326,389.1465	640,138,150.7300	72,761,983,065.6502
16	IDA	USD	220,410,955.0700	24,394,487,349.6643	1,010,099.3200	134,875,163.1928	221,421,054.3900	24,529,362,512.8571
17	IFAD	SDR	43,775,279.3800	4,871,321,245.4951	76,049.0000	13,321,078.3838	43,851,328.3800	4,884,642,323.8789
18	IFAD	USD	9,954,499.9900	1,099,908,978.9004	144,000.0000	19,229,760.0000	10,098,499.9900	1,119,138,738.9004
19	IMF	SDR	17,825,000.0000	2,196,409,334.0000	0.0000	0.0000	17,825,000.0000	2,196,409,334.0000
20	NDF	EUR	12,196,743.9300	1,499,867,849.9235	511,935.7000	72,879,166.2520	12,708,679.6300	1,572,747,016.1755
21	OFID	USD	85,607,813.8600	9,754,606,107.2463	333,330.0000	44,512,888.2000	85,941,143.8600	9,799,118,995.4463
Total of Multilateral			2,018,795,974.6700	227,270,372,463.6532	20,301,409.0400	3,499,498,454.2013	2,039,097,383.7100	230,769,870,917.8545
Grand Total			57,417,586,686.6000	3,124,121,376,902.3332	1,922,620,215.4900	4,381,289,060.9538	59,340,206,902.0900	3,128,502,665,963.2870



Government of Nepal

Ministry of Finance

Public Debt Management Office

Kathmandu, Nepal

Donor Wise Monthly Principal Re-Payment Summary

As on : 2080-Mangsir-30 16/12/2023

Fiscal Year: 2080/2081

Month: Mangsir

Sr. No.	Donor Short Name	Commit. Currency	Principal Payment Position (up to previous month)		Principal Payment Position (Current Month)		Total	
			Amount In Commit. Currency	Amount In NPR Currency	Amount In Commit. Currency	Amount In NPR Currency	Amount in Commit. Currency	Amount In NPR Currency
Donor Type			Bilateral					
1	AUSTRIA	EUR	4,279,799.1400	490,749,274.8530	0.0000	0.0000	4,279,799.1400	490,749,274.8530
2	BELGIUM	EUR	12,695,985.0800	1,482,724,451.5654	0.0000	0.0000	12,695,985.0800	1,482,724,451.5654
3	EBK	KRW	20,801,101,940.0000	436,930,701,162.6820	742,093,260.0000	76,658,233.7580	21,543,195,200.0000	437,007,359,396.4400
4	EBLCI	USD	144,446,418.2100	17,074,600,680.9921	0.0000	0.0000	144,446,418.2100	17,074,600,680.9921
5	EIBC	CNY	201,034,404.5700	3,744,687,003.6825	0.0000	0.0000	201,034,404.5700	3,744,687,003.6825
6	JICA	JPY	36,043,303,710.0000	2,430,749,743,251.8470	226,609,000.0000	214,145,505.0000	36,269,912,710.0000	2,430,963,888,756.8470
7	KUWAIT	KWD	1,665,080.3600	468,457,366.3856	0.0000	0.0000	1,665,080.3600	468,457,366.3856
8	NBF	EUR	42,088,493.8800	4,791,439,239.4714	118,530.0800	17,297,094.5744	42,207,023.9600	4,808,736,334.0458
9	SAUDI	SAR	50,493,687.1400	1,999,692,613.9535	0.0000	0.0000	50,493,687.1400	1,999,692,613.9535
Total of Bilateral			57,301,109,518.3800	2,897,732,795,045.4325	968,820,790.0800	308,100,833.3324	58,269,930,308.4600	2,898,040,895,878.7649
Donor Type			Multilateral					
10	ADB	SDR	996,332,986.2400	112,178,412,152.8298	9,872,932.7300	1,734,676,666.5484	1,006,205,918.9700	113,913,088,819.3782
11	EEC	DKK	1,279,047.7500	141,969,623.3456	0.0000	0.0000	1,279,047.7500	141,969,623.3456
12	EEC	EUR	4,512,297.0800	500,778,551.5706	0.0000	0.0000	4,512,297.0800	500,778,551.5706
13	EEC	GBP	1,259,516.1300	139,806,241.3928	0.0000	0.0000	1,259,516.1300	139,806,241.3928

Sr. No.	Donor Short Name	Commit. Currency	Principal Payment Position (up to previous month)		Principal Payment Position (Current Month)		Total	
			Amount In Commit. Currency	Amount In NPR Currency	Amount In Commit. Currency	Amount In NPR Currency	Amount in Commit. Currency	Amount In NPR Currency
14	EIB	USD	3,729,679.5300	490,158,899.0823	0.0000	0.0000	3,729,679.5300	490,158,899.0823
15	IDA	SDR	640,138,150.7300	72,436,360,256.8524	8,012,809.5100	1,393,014,474.7128	648,150,960.2400	73,829,374,731.5652
16	IDA	USD	221,421,054.3900	24,529,362,512.8571	821,302.0000	109,758,799.2800	222,242,356.3900	24,639,121,312.1371
17	IFAD	SDR	43,851,328.3800	4,881,476,828.9551	1,023,982.0000	182,748,424.5392	44,875,310.3800	5,064,225,253.4943
18	IFAD	USD	10,098,499.9900	1,119,138,738.9004	0.0000	0.0000	10,098,499.9900	1,119,138,738.9004
19	IMF	SDR	17,825,000.0000	2,196,409,334.0000	0.0000	0.0000	17,825,000.0000	2,196,409,334.0000
20	NDF	EUR	12,708,679.6300	1,572,747,016.1755	0.0000	0.0000	12,708,679.6300	1,572,747,016.1755
21	OFID	USD	85,941,143.8600	9,799,118,995.4463	1,503,380.0000	200,911,703.2000	87,444,523.8600	10,000,030,698.6463
Total of Multilateral			2,039,097,383.7100	229,985,739,151.4079	21,234,406.2400	3,621,110,068.2804	2,060,331,789.9500	233,606,849,219.6883
Grand Total			59,340,206,902.0900	3,127,718,534,196.8404	990,055,196.3200	3,929,210,901.6128	60,330,262,098.4100	3,131,647,745,098.4532



Government of Nepal

Ministry of Finance

Public Debt Management Office

Kathmandu, Nepal

Donor Wise Monthly Principal Re-Payment Summary

As on : 2080-Paush-29 14/01/2024

Fiscal Year: 2079/2080

Month: Paush

Sr. No.	Donor Short Name	Commit. Currency	Principal Payment Position (up to previous month)		Principal Payment Position (Current Month)		Total	
			Amount In Commit. Currency	Amount In NPR Currency	Amount In Commit. Currency	Amount In NPR Currency	Amount in Commit. Currency	Amount In NPR Currency
Donor Type			Bilateral					
1	AUSTRIA	EUR	4,279,799.1400	490,749,274.8530	0.0000	0.0000	4,279,799.1400	490,749,274.8530
2	BELGIUM	EUR	12,695,985.0800	1,482,724,451.5654	0.0000	0.0000	12,695,985.0800	1,482,724,451.5654
3	EBK	KRW	21,543,195,200.0000	437,007,359,396.4400	0.0000	0.0000	21,543,195,200.0000	437,007,359,396.4400
4	EBLCI	USD	144,446,418.2100	17,074,600,680.9921	0.0000	0.0000	144,446,418.2100	17,074,600,680.9921
5	EIBC	CNY	201,034,404.5700	3,744,687,003.6825	0.0000	0.0000	201,034,404.5700	3,744,687,003.6825
6	JICA	JPY	36,269,912,710.0000	2,430,963,888,756.8470	0.0000	0.0000	36,269,912,710.0000	2,430,963,888,756.8470
7	KUWAIT	KWD	1,665,080.3600	468,457,366.3856	0.0000	0.0000	1,665,080.3600	468,457,366.3856
8	NBF	EUR	42,207,023.9600	4,808,736,334.0458	0.0000	0.0000	42,207,023.9600	4,808,736,334.0458
9	SAUDI	SAR	50,493,687.1400	1,999,692,613.9535	0.0000	0.0000	50,493,687.1400	1,999,692,613.9535
Total of Bilateral			58,269,930,308.4600	2,898,040,895,878.7649	0.0000	0.0000	58,269,930,308.4600	2,898,040,895,878.7649
Donor Type			Multilateral					
10	ADB	SDR	1,006,205,918.9700	113,497,867,266.0400	4,114,172.0000	718,965,453.1428	1,010,320,090.9700	114,216,832,719.1828
11	EEC	DKK	1,279,047.7500	141,969,623.3456	0.0000	0.0000	1,279,047.7500	141,969,623.3456
12	EEC	EUR	4,512,297.0800	500,778,551.5706	0.0000	0.0000	4,512,297.0800	500,778,551.5706
13	EEC	GBP	1,259,516.1300	139,806,241.3928	0.0000	0.0000	1,259,516.1300	139,806,241.3928

Sr. No.	Donor Short Name	Commit. Currency	Principal Payment Position (up to previous month)		Principal Payment Position (Current Month)		Total	
			Amount In Commit. Currency	Amount In NPR Currency	Amount In Commit. Currency	Amount In NPR Currency	Amount in Commit. Currency	Amount In NPR Currency
14	EIB	USD	3,729,679.5300	490,158,899.0823	0.0000	0.0000	3,729,679.5300	490,158,899.0823
15	IDA	SDR	648,150,960.2400	73,507,336,628.5648	2,130,278.0000	371,935,178.0541	650,281,238.2400	73,879,271,806.6189
16	IDA	USD	222,242,356.3900	24,639,121,312.1371	0.0000	0.0000	222,242,356.3900	24,639,121,312.1371
17	IFAD	SDR	44,875,310.3800	5,018,296,468.5351	0.0000	0.0000	44,875,310.3800	5,018,296,468.5351
18	IFAD	USD	10,098,499.9900	1,119,138,738.9004	0.0000	0.0000	10,098,499.9900	1,119,138,738.9004
19	IMF	SDR	17,825,000.0000	2,196,409,334.0000	0.0000	0.0000	17,825,000.0000	2,196,409,334.0000
20	NDF	EUR	12,708,679.6300	1,572,747,016.1755	0.0000	0.0000	12,708,679.6300	1,572,747,016.1755
21	OFID	USD	87,444,523.8600	10,000,030,698.6463	0.0000	0.0000	87,444,523.8600	10,000,030,698.6463
Total of Multilateral			2,060,331,789.9500	232,823,660,778.3905	6,244,450.0000	1,090,900,631.1969	2,066,576,239.9500	233,914,561,409.5874
Grand Total			60,330,262,098.4100	3,130,864,556,657.1554	6,244,450.0000	1,090,900,631.1969	60,336,506,548.4100	3,131,955,457,288.3523



Government of Nepal

Ministry of Finance

Public Debt Management Office

Kathmandu, Nepal

Donor Wise Monthly Interest Payment Summary

As on : 2080-Kartik-30 16/11/2023

Fiscal Year: 2080/2081

Month: Kartik

Sr. No.	Donor Short Name	Commit. Currency	Interest Payment Position upto Previous Month		Interest Payment Position (Current Month)		Total	
			Amount In Commit. Currency	Amount In NPR Currency	Amount In Commit. Currency	Amount In NPR Currency	Amount in Commit. Currency	Amount In NPR Currency
Donor Type			Bilateral					
1	AUSTRIA	EUR	0.0800	9.7881	0.0000	0.0000	0.0800	9.7881
2	BELGIUM	EUR	103,535.4700	11,384,766.1036	0.0000	0.0000	103,535.4700	11,384,766.1036
3	EBK	KRW	3,184,207,915.0000	166,777,776,826.2596	122,242,890.0000	12,468,774.7800	3,306,450,805.0000	166,790,245,601.0396
4	EBLCI	USD	10,266,495.3100	1,266,792,854.9104	0.0000	0.0000	10,266,495.3100	1,266,792,854.9104
5	EIBC	CNY	45,789,773.9300	852,605,979.9776	0.0000	0.0000	45,789,773.9300	852,605,979.9776
6	JICA	JPY	5,906,664,949.2300	552,127,535,857.2240	11,443,892.0000	10,207,951.6640	5,918,108,841.2300	552,137,743,808.8880
7	KUWAIT	KWD	350,567.7140	73,610,944.0603	0.0000	0.0000	350,567.7140	73,610,944.0603
8	NBF	EUR	18,429,528.0000	2,036,090,101.7714	0.0000	0.0000	18,429,528.0000	2,036,090,101.7714
9	SAUDI	SAR	6,739,707.4800	337,491,791.7120	0.0000	0.0000	6,739,707.4800	337,491,791.7120
Total of Bilateral			9,172,552,472.2140	723,483,289,131.8070	133,686,782.0000	22,676,726.4440	9,306,239,254.2140	723,505,965,858.2510
Donor Type			Multilateral					
1	ADB	SDR	226,441,313.2000	35,100,917,285.6621	1,453,502.8100	256,651,039.9143	227,894,816.0100	35,357,568,325.5764
2	EEC	DKK	340,333.1600	33,980,555.9913	1,033.3700	20,074.5636	341,366.5300	34,000,630.5549
3	EEC	EUR	1,192,211.8900	129,801,581.5822	3,639.6900	21,588.5670	1,195,851.5800	129,823,170.1492
4	EEC	GBP	366,813.0300	40,497,279.3420	1,041.4100	172,073.0284	367,854.4400	40,669,352.3704

			Interest Payment Position upto Previous Month		Interest Payment Position (Current Month)		Total	
Sr. No.	Donor Short Name	Commit. Currency	Amount In Commit. Currency	Amount In NPR Currency	Amount In Commit. Currency	Amount In NPR Currency	Amount in Commit. Currency	Amount In NPR Currency
5	EIB	USD	2,522,749.3200	333,156,926.2995	0.0000	0.0000	2,522,749.3200	333,156,926.2995
6	IDA	SDR	176,070,882.4900	27,230,401,433.5682	1,550,387.3300	273,811,288.0985	177,621,269.8200	27,504,212,721.6667
7	IDA	USD	56,337,667.0500	6,189,752,670.8685	33,645.5800	4,492,524.5032	56,371,312.6300	6,194,245,195.3717
8	IFAD	SDR	11,655,444.7700	1,790,128,303.6344	6,464.3900	1,132,331.0636	11,661,909.1600	1,791,260,634.6980
9	IFAD	USD	2,453,495.0700	269,551,838.8187	7,918.8100	1,057,477.8874	2,461,413.8800	270,609,316.7061
10	IMF	SDR	0.0000	0.0000	0.0000	0.0000	0.0000	0.0000
11	NDF	EUR	3,637,057.0700	423,239,012.7576	49,135.0900	6,994,871.4124	3,686,192.1600	430,233,884.1700
12	OFID	USD	13,955,873.5300	1,590,994,490.0039	20,567.4600	2,746,578.6084	13,976,440.9900	1,593,741,068.6123
Total of Multilateral			494,973,840.5800	73,132,421,378.5284	3,127,335.9400	547,099,847.6468	498,101,176.5200	73,679,521,226.1752
Grand Total			9,667,526,312.7940	796,615,710,510.3354	136,814,117.9400	569,776,574.0908	9,804,340,430.7340	797,185,487,084.4262



Government of Nepal

Ministry of Finance

Public Debt Management Office

Kathmandu, Nepal

Donor Wise Monthly Interest Payment Summary

As on : 2080-Mangsir-30 16/12/2023

Fiscal Year: 2080/2081

Month: Mangsir

			Interest Payment Position upto Previous Month		Interest Payment Position (Current Month)		Total	
Sr. No.	Donor Short Name	Commit. Currency	Amount In Commit. Currency	Amount In NPR Currency	Amount In Commit. Currency	Amount In NPR Currency	Amount in Commit. Currency	Amount In NPR Currency
Donor Type			Bilateral					
1	AUSTRIA	EUR	0.0800	9.7881	0.0000	0.0000	0.0800	9.7881
2	BELGIUM	EUR	103,535.4700	11,384,766.1036	0.0000	0.0000	103,535.4700	11,384,766.1036
3	EBK	KRW	3,306,450,805.0000	166,790,245,601.0396	102,328,760.0000	10,570,560.9080	3,408,779,565.0000	166,800,816,161.9476
4	EBLCI	USD	10,266,495.3100	1,266,792,854.9104	0.0000	0.0000	10,266,495.3100	1,266,792,854.9104
5	EIBC	CNY	45,789,773.9300	852,605,979.9776	0.0000	0.0000	45,789,773.9300	852,605,979.9776
6	JICA	JPY	5,918,108,841.2300	552,137,743,808.8880	5,639,284.0000	5,329,123.3800	5,923,748,125.2300	552,143,072,932.2680
7	KUWAIT	KWD	350,567.7140	73,610,944.0603	0.0000	0.0000	350,567.7140	73,610,944.0603
8	NBF	EUR	18,429,528.0000	2,036,090,101.7714	2,621.4600	382,549.6578	18,432,149.4600	2,036,472,651.4292
9	SAUDI	SAR	6,739,707.4800	337,491,791.7120	0.0000	0.0000	6,739,707.4800	337,491,791.7120
Total of Bilateral			9,306,239,254.2140	723,505,965,858.2510	107,970,665.4600	16,282,233.9458	9,414,209,919.6740	723,522,248,092.1968
Donor Type			Multilateral					
1	ADB	SDR	227,894,816.0100	35,357,568,325.5764	1,624,287.0400	285,400,542.9444	229,519,103.0500	35,642,968,868.5208
2	EEC	DKK	341,366.5300	34,000,630.5549	0.0000	0.0000	341,366.5300	34,000,630.5549
3	EEC	EUR	1,195,851.5800	129,823,170.1492	0.0000	0.0000	1,195,851.5800	129,823,170.1492
4	EEC	GBP	367,854.4400	40,669,352.3704	0.0000	0.0000	367,854.4400	40,669,352.3704

			Interest Payment Position upto Previous Month		Interest Payment Position (Current Month)		Total	
Sr. No.	Donor Short Name	Commit. Currency	Amount In Commit. Currency	Amount In NPR Currency	Amount In Commit. Currency	Amount In NPR Currency	Amount in Commit. Currency	Amount In NPR Currency
5	EIB	USD	2,522,749.3200	333,156,926.2995	0.0000	0.0000	2,522,749.3200	333,156,926.2995
6	IDA	SDR	177,621,269.8200	27,504,212,721.6667	1,429,104.7800	261,112,128.0228	179,050,374.6000	27,765,324,849.6895
7	IDA	USD	56,371,312.6300	6,194,245,195.3717	37,777.8000	5,048,625.1920	56,409,090.4300	6,199,293,820.5637
8	IFAD	SDR	11,661,909.1600	1,791,260,634.6980	148,094.4200	26,433,893.2910	11,810,003.5800	1,817,694,527.9890
9	IFAD	USD	2,461,413.8800	270,609,316.7061	0.0000	0.0000	2,461,413.8800	270,609,316.7061
10	IMF	SDR	0.0000	0.0000	0.0000	0.0000	0.0000	0.0000
11	NDF	EUR	3,686,192.1600	430,233,884.1700	0.0000	0.0000	3,686,192.1600	430,233,884.1700
12	OFID	USD	13,976,440.9900	1,593,741,068.6123	226,272.0300	30,238,994.0892	14,202,713.0200	1,623,980,062.7015
Total of Multilateral			498,101,176.5200	73,679,521,226.1752	3,465,536.0700	608,234,183.5394	501,566,712.5900	74,287,755,409.7146
Grand Total			9,804,340,430.7340	797,185,487,084.4262	111,436,201.5300	624,516,417.4852	9,915,776,632.2640	797,810,003,501.9114



Government of Nepal

Ministry of Finance

Public Debt Management Office

Kathmandu, Nepal

Donor Wise Monthly Interest Payment Summary

As on : 2080-Paush-29 14/01/2024

Fiscal Year: 2079/2080

Month: Paush

Sr. No.	Donor Short Name	Commit. Currency	Interest Payment Position upto Previous Month		Interest Payment Position (Current Month)		Total	
			Amount In Commit. Currency	Amount In NPR Currency	Amount In Commit. Currency	Amount In NPR Currency	Amount in Commit. Currency	Amount In NPR Currency
Donor Type			Bilateral					
1	AUSTRIA	EUR	0.0800	9.7881	0.0000	0.0000	0.0800	9.7881
2	BELGIUM	EUR	103,535.4700	11,384,766.1036	0.0000	0.0000	103,535.4700	11,384,766.1036
3	EBK	KRW	3,408,779,565.0000	166,800,816,161.9476	0.0000	0.0000	3,408,779,565.0000	166,800,816,161.9476
4	EBLCI	USD	10,266,495.3100	1,266,792,854.9104	0.0000	0.0000	10,266,495.3100	1,266,792,854.9104
5	EIBC	CNY	45,789,773.9300	852,605,979.9776	0.0000	0.0000	45,789,773.9300	852,605,979.9776
6	JICA	JPY	5,923,748,125.2300	552,143,072,932.2680	0.0000	0.0000	5,923,748,125.2300	552,143,072,932.2680
7	KUWAIT	KWD	350,567.7140	73,610,944.0603	0.0000	0.0000	350,567.7140	73,610,944.0603
8	NBF	EUR	18,432,149.4600	2,036,472,651.4292	0.0000	0.0000	18,432,149.4600	2,036,472,651.4292
9	SAUDI	SAR	6,739,707.4800	337,491,791.7120	0.0000	0.0000	6,739,707.4800	337,491,791.7120
Total of Bilateral			9,414,209,919.6740	723,522,248,092.1968	0.0000	0.0000	9,414,209,919.6740	723,522,248,092.1968
Donor Type			Multilateral					
1	ADB	SDR	229,519,103.0500	35,642,968,868.5208	792,502.0700	138,492,413.6098	230,311,605.1200	35,781,461,282.1306
2	EEC	DKK	341,366.5300	34,000,630.5549	0.0000	0.0000	341,366.5300	34,000,630.5549
3	EEC	EUR	1,195,851.5800	129,823,170.1492	0.0000	0.0000	1,195,851.5800	129,823,170.1492
4	EEC	GBP	367,854.4400	40,669,352.3704	0.0000	0.0000	367,854.4400	40,669,352.3704

			Interest Payment Position upto Previous Month		Interest Payment Position (Current Month)		Total	
Sr. No.	Donor Short Name	Commit. Currency	Amount In Commit. Currency	Amount In NPR Currency	Amount In Commit. Currency	Amount In NPR Currency	Amount in Commit. Currency	Amount In NPR Currency
5	EIB	USD	2,522,749.3200	333,156,926.2995	0.0000	0.0000	2,522,749.3200	333,156,926.2995
6	IDA	SDR	179,050,374.6000	27,765,324,849.6895	305,858.4900	53,401,261.3095	179,356,233.0900	27,818,726,110.9990
7	IDA	USD	56,409,090.4300	6,199,293,820.5637	0.0000	0.0000	56,409,090.4300	6,199,293,820.5637
8	IFAD	SDR	11,810,003.5800	1,817,694,527.9890	0.0000	0.0000	11,810,003.5800	1,817,694,527.9890
9	IFAD	USD	2,461,413.8800	270,609,316.7061	0.0000	0.0000	2,461,413.8800	270,609,316.7061
10	IMF	SDR	0.0000	0.0000	0.0000	0.0000	0.0000	0.0000
11	NDF	EUR	3,686,192.1600	430,233,884.1700	0.0000	0.0000	3,686,192.1600	430,233,884.1700
12	OFID	USD	14,202,713.0200	1,623,980,062.7015	0.0000	0.0000	14,202,713.0200	1,623,980,062.7015
Total of Multilateral			501,566,712.5900	74,287,755,409.7146	1,098,360.5600	191,893,674.9193	502,665,073.1500	74,479,649,084.6339
Grand Total			9,915,776,632.2640	797,810,003,501.9114	1,098,360.5600	191,893,674.9193	9,916,874,992.8240	798,001,897,176.8307



Government of Nepal
Ministry of Finance
Public Debt Management Office

Kathmandu, Nepal

Donor Wise Monthly Grace Period Interest Payment Summary

As on : 2080-Kartik-30 16/11/2023

Fiscal Year: 2080/2081

Month: Kartik

Sr. No.	Donor Short Name	Commit. Currency	Grace Period Interest Payment Position				Total	
			Upto Previous Month		Current Month		Amount in Commit. Currency	Amount In NPR Currency
			Amount In Commit. Currency	Amount In NPR Currency	Amount In Commit. Currency	Amount In NPR Currency		
1	ADB	SDR	18,984,321.6700	3,324,105,365.1807	0.0000	0.0000	18,984,321.6700	3,357,481,701.1087
2	ADB	USD	10,059,847.2200	1,343,492,596.2310	250,000.0000	33,377,500.0000	10,309,847.2200	1,374,715,028.3148
3	AIIB	USD	234,584.7800	31,328,797.3690	0.0000	0.0000	234,584.7800	31,279,534.5652
4	EBK	KRW	2,176,765,931.0000	214,629,120.7966	0.0000	0.0000	2,176,765,931.0000	223,336,184.5206
5	EBLCI	USD	15,185,600.6900	2,028,036,972.1495	221,214.3500	29,536,540.0120	15,406,815.0400	2,054,344,717.4336
6	EIB	EUR	0.0300	4.2201	198,939.5100	28,332,965.0142	198,939.5400	28,816,392.3690
7	EIB	USD	2,102,618.9600	280,804,762.1080	0.0000	0.0000	2,102,618.9600	280,363,212.1264
8	EIBC	CNY	96,345,408.3600	1,759,267,156.6536	0.0000	0.0000	96,345,408.3600	1,773,718,967.9076
9	IDA	EUR	1,036,709.3900	145,833,909.8913	0.0000	0.0000	1,036,709.3900	150,167,355.1415
10	IDA	SDR	83,836,531.2000	14,679,558,638.1389	193,063.5300	33,998,848.6596	84,029,594.7300	14,861,095,990.7715
11	IDA	USD	56,235.2300	7,510,214.9665	0.0000	0.0000	56,235.2300	7,498,405.5682
12	IFAD	SDR	1,063,797.9000	186,268,246.4155	0.0000	0.0000	1,063,797.9000	188,138,509.5035
13	IFAD	USD	144,598.2700	19,311,098.9585	0.0000	0.0000	144,598.2700	19,280,733.3218
14	JICA	JPY	23,037,026.0000	20,572,064.2180	0.0000	0.0000	23,037,026.0000	20,433,842.0620
15	KUWAIT	KWD	255,437.0020	110,256,827.5433	0.0000	0.0000	255,437.0020	110,461,177.1449

Sr. No.	Donor Short Name	Commit. Currency	Grace Period Interest Payment Position				Total	
			Upto Previous Month		Current Month			
			Amount In Commit. Currency	Amount In NPR Currency	Amount In Commit. Currency	Amount In NPR Currency	Amount in Commit. Currency	Amount In NPR Currency
16	OFID	USD	829,345.0400	110,759,030.0920	0.0000	0.0000	829,345.0400	110,584,867.6336
17	SAUDI	SAR	1,457,677.3500	51,893,313.6600	0.0000	0.0000	1,457,677.3500	51,820,429.7925
Grand Total			2,431,395,670.0920	24,313,628,118.5925	863,217.3900	125,245,853.6858	2,432,258,887.4820	24,643,537,049.2854



Government of Nepal

Ministry of Finance

Public Debt Management Office

Kathmandu, Nepal

Donor Wise Monthly Grace Period Interest Payment Summary

As on : 2080-Mangsir-30 16/12/2023

Fiscal Year: 2080/2081

Month: Mangsir

Sr. No.	Donor Short Name	Commit. Currency	Grace Period Interest Payment Position				Total	
			Upto Previous Month		Current Month		Amount in Commit. Currency	Amount In NPR Currency
			Amount In Commit. Currency	Amount In NPR Currency	Amount In Commit. Currency	Amount In NPR Currency		
1	ADB	SDR	18,984,321.6700	3,357,481,701.1087	846,399.8000	148,636,573.6536	19,830,721.4700	0.0000
2	ADB	USD	10,309,847.2200	1,374,715,028.3148	226,500.0000	30,275,332.2224	10,536,347.2200	0.0000
3	AIIB	USD	234,584.7800	31,279,534.5652	0.0000	0.0000	234,584.7800	0.0000
4	EBK	KRW	2,176,765,931.0000	223,336,184.5206	0.0000	0.0000	2,176,765,931.0000	0.0000
5	EBLCI	USD	15,406,815.0400	2,054,344,717.4336	0.0000	0.0000	15,406,815.0400	0.0000
6	EIB	EUR	198,939.5400	28,816,392.3690	0.0000	0.0000	198,939.5400	0.0000
7	EIB	USD	2,102,618.9600	280,363,212.1264	0.0000	0.0000	2,102,618.9600	0.0000
8	EIBC	CNY	96,345,408.3600	1,773,718,967.9076	0.0000	0.0000	96,345,408.3600	0.0000
9	IDA	EUR	1,036,709.3900	150,167,355.1415	0.0000	0.0000	1,036,709.3900	0.0000
10	IDA	SDR	84,029,594.7300	14,861,095,990.7715	1,585,836.7300	278,801,767.5388	85,615,431.4600	0.0000
11	IDA	USD	56,235.2300	7,498,405.5682	0.0000	0.0000	56,235.2300	0.0000
12	IFAD	SDR	1,063,797.9000	188,138,509.5035	42,130.7400	7,525,077.2948	1,105,928.6400	0.0000
13	IFAD	USD	144,598.2700	19,280,733.3218	0.0000	0.0000	144,598.2700	0.0000
14	JICA	JPY	23,037,026.0000	20,433,842.0620	0.0000	0.0000	23,037,026.0000	0.0000
15	KUWAIT	KWD	255,437.0020	110,461,177.1449	0.0000	0.0000	255,437.0020	0.0000

Sr. No.	Donor Short Name	Commit. Currency	Grace Period Interest Payment Position				Total	
			Upto Previous Month		Current Month			
			Amount In Commit. Currency	Amount In NPR Currency	Amount In Commit. Currency	Amount In NPR Currency	Amount in Commit. Currency	Amount In NPR Currency
16	OFID	USD	829,345.0400	110,584,867.6336	0.0000	0.0000	829,345.0400	0.0000
17	SAUDI	SAR	1,457,677.3500	51,820,429.7925	0.0000	0.0000	1,457,677.3500	0.0000
Grand Total			2,432,258,887.4820	24,643,537,049.2854	2,700,867.2700	465,238,750.7096	2,434,959,754.7520	0.0000



Government of Nepal

Ministry of Finance

Public Debt Management Office

Kathmandu, Nepal

Donor Wise Monthly Grace Period Interest Payment Summary

As on : 2080-Paush-29 14/01/2024

Fiscal Year: 2079/2080

Month: Paush

Sr. No.	Donor Short Name	Commit. Currency	Grace Period Interest Payment Position				Total	
			Upto Previous Month		Current Month		Amount in Commit. Currency	Amount In NPR Currency
			Amount In Commit. Currency	Amount In NPR Currency	Amount In Commit. Currency	Amount In NPR Currency		
1	ADB	SDR	19,830,721.4700	0.0000	0.0000	0.0000	19,830,721.4700	3,523,282,639.0598
2	ADB	USD	10,536,347.2200	0.0000	0.0000	0.0000	10,536,347.2200	1,401,123,453.3156
3	AIIB	USD	234,584.7800	0.0000	0.0000	0.0000	234,584.7800	31,195,084.0444
4	EBK	KRW	2,176,765,931.0000	0.0000	0.0000	0.0000	2,176,765,931.0000	220,288,712.2172
5	EBLCI	USD	15,406,815.0400	0.0000	0.0000	0.0000	15,406,815.0400	2,048,798,264.0192
6	EIB	EUR	198,939.5400	0.0000	0.0000	0.0000	198,939.5400	28,979,522.7918
7	EIB	USD	2,102,618.9600	0.0000	0.0000	0.0000	2,102,618.9600	279,606,269.3008
8	EIBC	CNY	96,345,408.3600	0.0000	0.0000	0.0000	96,345,408.3600	1,787,207,325.0780
9	IDA	EUR	1,036,709.3900	0.0000	0.0000	0.0000	1,036,709.3900	151,017,456.8413
10	IDA	SDR	85,615,431.4600	0.0000	0.0000	0.0000	85,615,431.4600	15,211,113,915.0921
11	IDA	USD	56,235.2300	0.0000	0.0000	0.0000	56,235.2300	7,478,160.8854
12	IFAD	SDR	1,105,928.6400	0.0000	0.0000	0.0000	1,105,928.6400	196,488,019.0187
13	IFAD	USD	144,598.2700	0.0000	0.0000	0.0000	144,598.2700	19,228,677.9446
14	JICA	JPY	23,037,026.0000	0.0000	600,774.0000	553,913.6280	23,637,800.0000	21,652,224.8000
15	KUWAIT	KWD	255,437.0020	0.0000	0.0000	0.0000	255,437.0020	110,532,699.5054

Sr. No.	Donor Short Name	Commit. Currency	Grace Period Interest Payment Position				Total	
			Upto Previous Month		Current Month			
			Amount In Commit. Currency	Amount In NPR Currency	Amount In Commit. Currency	Amount In NPR Currency	Amount in Commit. Currency	Amount In NPR Currency
16	OFID	USD	829,345.0400	0.0000	0.0000	0.0000	829,345.0400	110,286,303.4192
17	SAUDI	SAR	1,457,677.3500	0.0000	0.0000	0.0000	1,457,677.3500	51,689,238.8310
Grand Total			2,434,959,754.7520	0.0000	600,774.0000	553,913.6280	2,435,560,528.7520	25,199,967,966.1645



Government of Nepal

Ministry of Finance

Public Debt Management Office

Kathmandu, Nepal

Donor Wise Monthly Commitment Charge Payment Summary

As on : 2080-Kartik-30 16/11/2023

Fiscal Year: 2080/2081

Month: Kartik

Sr. No.	Donor Short Name	Commit. Currency	Commitment Charge Payment Position				Total	
			Upto Previous Month		Current Month		Amount in Commit. Currency	Amount In NPR Currency
			Amount In Commit. Currency	Amount In NPR Currency	Amount In Commit. Currency	Amount In NPR Currency		
1	AIIB	USD	141,174.9400	17,036,991.7592	0.0000	0.0000	141,174.9400	17,036,991.7592
2	EBLCI	USD	2,872,156.5100	350,951,851.5880	0.0000	0.0000	2,872,156.5100	350,951,851.5880
3	EIB	EUR	315,173.6400	44,191,819.8180	116,475.1900	16,588,396.5598	431,648.8300	60,780,216.3778
4	EIB	USD	40,935.0000	4,763,605.9500	0.0000	0.0000	40,935.0000	4,763,605.9500
5	EIBC	CNY	934,340.7200	16,763,484.0317	0.0000	0.0000	934,340.7200	16,763,484.0317
6	NDF	EUR	2,825.8900	344,101.5978	0.0000	0.0000	2,825.8900	344,101.5978
7	OFID	USD	2,421.1200	278,428.8000	0.0000	0.0000	2,421.1200	278,428.8000
Grand Total			4,309,027.8200	434,330,283.5447	116,475.1900	16,588,396.5598	4,425,503.0100	450,918,680.1045



Government of Nepal

Ministry of Finance

Public Debt Management Office

Kathmandu, Nepal

Donor Wise Monthly Commitment Charge Payment Summary

As on : 2080-Mangsir-30 16/12/2023

Fiscal Year: 2080/2081

Month: Mangsir

Sr. No.	Donor Short Name	Commit. Currency	Commitment Charge Payment Position				Total	
			Upto Previous Month		Current Month		Amount in Commit. Currency	Amount In NPR Currency
			Amount In Commit. Currency	Amount In NPR Currency	Amount In Commit. Currency	Amount In NPR Currency		
1	AIIB	USD	141,174.9400	17,036,991.7592	0.0000	0.0000	141,174.9400	17,036,991.7592
2	EBLCI	USD	2,872,156.5100	350,951,851.5880	0.0000	0.0000	2,872,156.5100	350,951,851.5880
3	EIB	EUR	431,648.8300	60,780,216.3778	0.0000	0.0000	431,648.8300	60,780,216.3778
4	EIB	USD	40,935.0000	4,763,605.9500	0.0000	0.0000	40,935.0000	4,763,605.9500
5	EIBC	CNY	934,340.7200	16,763,484.0317	0.0000	0.0000	934,340.7200	16,763,484.0317
6	NDF	EUR	2,825.8900	344,101.5978	0.0000	0.0000	2,825.8900	344,101.5978
7	OFID	USD	2,421.1200	278,428.8000	0.0000	0.0000	2,421.1200	278,428.8000
Grand Total			4,425,503.0100	450,918,680.1045	0.0000	0.0000	4,425,503.0100	450,918,680.1045



Government of Nepal

Ministry of Finance

Public Debt Management Office

Kathmandu, Nepal

Donor Wise Monthly Commitment Charge Payment Summary

As on : 2080-Paush-29 14/01/2024

Fiscal Year: 2079/2080

Month: Paush

Sr. No.	Donor Short Name	Commit. Currency	Commitment Charge Payment Position				Total	
			Upto Previous Month		Current Month		Amount in Commit. Currency	Amount In NPR Currency
			Amount In Commit. Currency	Amount In NPR Currency	Amount In Commit. Currency	Amount In NPR Currency		
1	AIIB	USD	141,174.9400	17,036,991.7592	0.0000	0.0000	141,174.9400	17,036,991.7592
2	EBLCI	USD	2,872,156.5100	350,951,851.5880	0.0000	0.0000	2,872,156.5100	350,951,851.5880
3	EIB	EUR	431,648.8300	60,780,216.3778	0.0000	0.0000	431,648.8300	60,780,216.3778
4	EIB	USD	40,935.0000	4,763,605.9500	0.0000	0.0000	40,935.0000	4,763,605.9500
5	EIBC	CNY	934,340.7200	16,763,484.0317	0.0000	0.0000	934,340.7200	16,763,484.0317
6	NDF	EUR	2,825.8900	344,101.5978	0.0000	0.0000	2,825.8900	344,101.5978
7	OFID	USD	2,421.1200	278,428.8000	0.0000	0.0000	2,421.1200	278,428.8000
Grand Total			4,425,503.0100	450,918,680.1045	0.0000	0.0000	4,425,503.0100	450,918,680.1045

Government Securities Issued in 2nd Quarter of FY 2080/81
End of Poush 2080 (January 14, 2024)

(Rs. In 10 million)

S.No.	Securities	Issue Date	Payment Date	Interest/ Discount Rate	Issued Amount
1. Treasury Bills					
1	1700 (91 Days)	2080/08/05	2080/11/08	3.9115	300.0
2	418 Ka (182 Days)	2080/08/26	2081/02/29	3.7697	400.0
3	421 Ka (182 Days)	2080/09/24	2081/03/26	4.0373	300.0
Total:					1,000.0
2. Development Bonds					
1	2088 Cha	2080/08/20	2088/08/20	6.00	700.0
2	2085 Ta	2080/09/06	2085/09/06	5.56	700.0
3	2088 Chha	2080/09/23	2088/09/23	5.96	700.0
Total:					2,100.0
Grand Total:					3,100.0