


GOVERNMENT DEBT STATISTICS

For the month of Sharwan 2081 (Mid-August 2024)



**GOVERNMENT OF NEPAL
MINISTRY OF FINANCE
PUBLIC DEBT MANAGEMENT OFFICE**

**Tripureshwor, Kathmandu, Nepal
Phone No: +977- 01-4538358, 4538359
Email: info@pdmo.gov.np**

GOVERNMENT DEBT STATISTICS
For the month of Sharwan 2081 (Mid-August 2024)

CONTENTS

Table	Particular
Table 1	Debt Liability of the Government of Nepal
Table 2	Domestic Debt Liability of the Government of Nepal
Table 3	Debt Service Status
Table 4	Domestic Debt Service Status
Table 5	External Debt Composition by Creditor
Table 6	External Debt Composition by Currency
Table 7	Interest/Discount Amount Paid for Different Securities in FY 2080/81
Table 8	Debt Mobilization Target & Mobilize
Table 9	Repayment of Principal Amount of Government Securities in FY 2080/81
Table 10	Government Securities New Issued in FY 2080/81
Table 11	Ownership Structure of Government Securities
Table 12	Ownership of Treasury Bills (28, 91, 182 & 364 Days)
Table 13	Ownership Structure of Development Bonds
Table 14	Ownership Structure of Citizen Saving Bonds
Table 15	Ownership Structure of Foreign Employment Saving Bonds
Table 16	Repayment Schedule of Government Securities

Table 1

Debt Liability of the Government of Nepal

For the month of Sharwan 2081 (Mid-August 2024)

(Amount in NPR Crore)

S.N.	Particulars	Opening Balance Upto Previous Month	Transaction		Exchange Gain/ Loss	Outstanding Balance Upto Current Month	Composition of Debt (in %)	Public Debt to GDP
			Disbursement/ New Issued	Repayment				
A.	External Debt	125,043.09	359.20	227.05	(1,679.12)	126,854.36	51.31	22.24
B.	Domestic Debt	118,090.18	4,000.00	1,700.00		120,390.18	48.69	21.10
	Total Debt	243,133.27	4,359.20	1,927.05		247,244.54	100.00	43.34

Composition of Debt

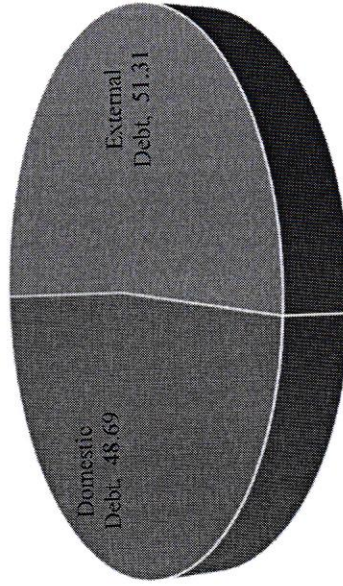


Table 2

Domestic Debt Liability of the Government of Nepal

For the month of Sharwan 2081 (Mid-August 2024)

(Amount in NPR Crore)

S.N.	Bonds	Opening Balance upto Previous Month	Transaction		Outstanding Balance Upto Current Month (Rs. in Crore)	Share (in %)
			New Issued	Repayment		
1	Treasury Bills	40,369.23	1,000.00	1,700.00	39,669.225	32.95
2	Development Bonds	76,194.70	3,000.00	-	79,194.70	65.78
3	Citizen Savings Bonds	1,112.01	-	-	1,112.01	0.92
4	Foreign Employment Saving Bonds	22.70	-	-	22.70	0.02
5	IMF Bond	391.55	-	-	391.55	0.33
Total		118,090.19	4,000.00	1,700.00	120,390.19	100.00




Table 3

Debt Service Status

For the month of Sharwan 2081 (Mid-August 2024)

(Amount in NPR Crore)

S.N.	Particulars	Annual Budget	Expenditure Upto Previous Month	Payment for Current Month	Expenditure Upto Current Month	Budget Balance	Expenditure Percent	Debt Service to GDP
1	External Debt	6,589.82	-	258.45	258.45	6,331.37	3.92	0.05
A	Principle Repayment	5,394.66	-	227.05	227.05	5,167.61	4.21	0.04
B	Interest Repayment (Including Grace Period & Commitment Charges)	1,195.16	-	31.40	31.40	1,163.76	2.63	0.01
2	Domestic Debt	33,695.44	-	2,060.54	2,060.54	31,634.90	6.12	0.36
A	Principle Repayment	24,578.00	-	1,700.00	1,700.00	22,878.00	6.92	0.30
B	Interest Payment	9,117.44	-	360.54	360.54	8,756.90	3.95	0.06
	Total	40,285.26	-	2,318.99	2,318.99	37,966.27	5.76	0.41
3	Total Principal Payment	29,972.66	-	1,927.05	1,927.05	28,045.61	6.43	0.34
4	Total Interest Payment	10,312.60	-	391.94	391.94	9,920.66	3.80	0.07

Table 4

Domestic Debt Service Status
For the month of Sharwan 2081 (Mid-August 2024)

(Amount in NPR Crore)

S.N.	Particulars	Budget	Amount Upto Previous Month	Repayment for the month	Total repayment till this month	Budget Balance
A	Principle Repayment	18,255.74	-	1,700.00	1,700.00	16,555.74
	Treasury Bills	10,905.74	-	1,700.00	1,700.00	9,205.74
	Development Bonds	7,350.00	-	-	-	7,350.00
	CSB & FESB	-	-	-	-	-
B	Interest/Discount Repayment	9,323.30	-	360.26	360.26	8,949.74
	Treasury Bills	3,600.00	-	70.65	70.65	3,529.35
	Development Bonds	5,600.00	-	289.60	289.60	5,310.41
	CSB & FESB	110.00	0.00	0.01	0.01	109.99
	Commission	13.3	0	0	-	13.3
	Total	27,579.04	-	2,060.26	2,060.26	25,505.48

Table 5

External Debt Composition by Creditor
For the month of Sharwan 2081 (Mid-August 2024)

(Amount in NPR Crore)

S.N.	Particulars	Outstanding Balance Upto Current Month	Share (in %)
A.	Bilateral		
	BELGIUM	499,772,176.39	0.04
	EBK	5,098,246,900.52	0.40
	EBLCI	38,156,782,979.18	3.01
	EIBC	34,571,473,287.73	2.73
	JICA	55,262,484,385.84	4.36
	KUWAIT	1,786,614,633.08	0.14
	NBF	1,032,127,083.77	0.08
	SAUDI	3,088,753,698.62	0.24
	Total Bilateral	139,496,255,145.13	11.00
B.	Multilateral		
	ADB	412,452,228,083.02	32.51
	EEC	161,116,378.11	0.01
	EIB	12,179,152,510.93	0.96
	IDA	619,633,467,612.71	48.85
	IFAD	10,725,653,586.09	0.85
	IMF	63,438,038,257.00	5.00
	NDF	1,796,151,891.57	0.14
	OFID	7,015,226,148.79	0.55
	AIIB	1,646,310,386.65	0.13
	Total Multilateral	1,129,047,344,854.87	89.00
	Total	1,268,543,600,000.00	100.00

Table 6

External Debt Composition by Currency
For the month of Sharwan 2081 (Mid-August 2024)

(Amount in NPR Crore)

S.N.	Particulars	Outstanding Balance Upto Current Month	Share (in %)
1	CNY	34,571,473,287.73	2.73
2	DKK	4,489,000.49	0.00
3	EUR	6,291,197,599.75	0.50
4	GBP	38,280,830.46	0.00
5	JPY	55,262,484,385.84	4.36
6	KRW	5,098,246,900.52	0.40
7	KWD	1,786,614,633.08	0.14
8	SAR	3,088,753,698.62	0.24
9	SDR	944,907,908,127.86	74.49
10	USD	217,494,151,535.65	17.15
Total		1,268,543,600,000.00	100.00

Table 7

Interest/Discount Amount Paid for Different Securities in FY 2080/81

For the month of Sharwan 2081 (Mid-August 2024)

(Amount in NPR Crore)

Months	Development Bonds	Citizen Saving Bonds	Treasury Bills	Foreign Employment Saving Bonds	Commision	Total Received Amount
Shrawan	289.60	0.01	70.65		0.28	360.54
Bhadra						-
Ashwin						-
Kartik						-
Mangsir						-
Poush						-
Magh						-
Fagun						-
Chaitra						-
Baisakh						-
Jestha						-
Asadh						-
Total	289.60	0.01	70.65	-		360.54

Table- 8

Public Debt Management Office

Debt Mobilization Target & Mobilize

For the month of Sharwan 2081 (Mid-August 2024)

(Amount in NPR Crore)

S.N.	Debt	Annula Target(FY 2081/82)	Mobilize till Sharwan 2081	Yet to Receive	Mobilize %
1	Total Public Debt	54700	4359.2	50340.8	7.97
1.1	Domestic Debt	33000	4000.00	29000.00	12.12
1.2	External Debt	21700	359.20	21340.80	1.66

Table 9

**Repayment of Principal Amount of Government Securities in
For the month of Sharwan 2081 (Mid-August 2024)**

(Amount in NPR Crore)

Months	Citizen Saving Bonds	Development Bonds	Treasury Bills	Foreign Employment Saving Bonds	Total
Shrawan	-	-	1,700.00	-	1,700.00
Bhadra					-
Ashwin					-
Kartik					-
Mangsir					-
Poush					-
Magh					-
Fagun					-
Chaitra					-
Baisakh					-
Jestha					-
Asadh					-
Total	-	-	1,700.00	-	1,700.00

Table 11

Ownership Structure of Government Securities

For the month of Sharwan 2081 (Mid-August 2024)

		(Amount in NPR Crore)					
S.N.	Ownership	Treasury Bills	Development Bonds	Citizen Saving Bonds	Foreign Employment Saving Bonds	Total	Share (in %)
1	NRB Secondary Market	-	1,648.40	390.64	0.65	2,039.69	1.70
2	Commercial Banks	35,966.64	66,779.27	-	-	102,745.91	85.62
3	Development Banks	2,534.34	8,075.96	-	-	10,610.30	8.84
4	Finance Companies	539.65	1,715.10	-	-	2,254.75	1.88
5	Microfinance	80.00	35.00	-	-	115.00	0.10
6	Social Security Fund	-	198.90	-	-	198.90	0.17
7	Insurance Companies	-	336.93	-	-	336.93	0.28
8	General Public Individuals	-	-	696.47	19.88	716.35	0.60
9	Market Makers	-	-	24.90	2.18	27.07	0.02
10	Others	548.59	405.14	-	-	953.73	0.79
Total		39,669.23	79,194.70	1,112.01	22.70	119,998.63	100.00

Table 12
Ownership of Treasury Bills (28, 91, 182 & 364 Days)
 For the month of Sharwan 2081 (Mid-August 2024)

(Amount in NPR Crore)

Days	Serial Number	Issue Date	Maturity Date	NRB Secondary Market	Commercial Banks	Development Banks	Finance Companies	Microfinance	Insurance Companies	Social Security Fund	Others *	Total Amount	Discount Rate
28	NPTB02800384	2081/04/15	2081/05/11		620.13	81.37	98.50					800.00	2.9995
28	NPTB02800385	2081/04/15	2081/05/18		172.91	251.00	62.50				13.59	500.00	2.9956
Total 28 Days					793.04	332.37	161.00				13.59	1,300.00	
91	NPTB09101723	2081/02/08	2081/05/04		600.00		23.32				100.00	723.32	2.9983
91	NPTB09101724	2081/02/16	2081/05/11		790.00	90.00	45.00				75.00	1,000.00	2.9739
91	NPTB09101725	2081/02/22	2081/05/18		510.05	40.19	4.26				50.00	604.50	2.9938
91	NPTB09101726	2081/02/29	2081/05/25		592.00	45.00	3.00				210.00	850.00	2.9963
91	NPTB09101728	2081/03/11	2081/06/08		896.75	80.50	34.00					1,011.25	2.9963
91	NPTB09101729	2081/03/18	2081/06/15		683.00	86.00	6.00					775.00	3.0028
91	NPTB09101730	2081/03/25	2081/06/22		653.00	38.00	9.00				100.00	800.00	2.9971
91	NPTB09101731	2081/04/01	2081/06/29		348.50	420.00	1.50					770.00	2.9581
91	NPTB09101732	2081/04/08	2081/07/06		1,032.00	2.00	15.00					1,049.00	2.9178
91	NPTB09101733	2081/04/15	2081/07/13		695.34	92.66	22.00					810.00	2.9999
91	NPTB09101734	2081/04/15	2081/07/20		194.00	266.00	10.00	30.00				500.00	2.9999
91	NPTB09101735	2081/04/29	2081/07/27		475.50	302.00	22.50					800.00	2.9999
Total 91 Days					7,470.14	1,462.35	195.58	30.00			535.00	9,693.07	
182	425 Ka	2080/11/22	2081/05/18		700.00							700.00	3.1767
182	426 Ka	2080/12/06	2081/06/01		420.00	10.00						430.00	3.1040
182	427 Ka	2080/12/13	2081/06/08		37.00	22.00	1.00					60.00	2.9849
182	428 Ka	2080/12/20	2081/06/15		504.00	25.00	1.00					530.00	3.0113
182	429 ka	2080/01/04	2081/06/29		480.00	20.00						500.00	3.1239
182	430ka	2081/01/11	2081/07/06		575.00	25.00						600.00	3.0488
182	431 ka	2081/01/18	2081/07/13		1,215.00	65.00		20.00				1,300.00	3.0894
182	NPTB00010432	2081/01/25	2081/07/20		890.00	10.00						900.00	3.0535
182	NPTB18210433	2081/02/01	2081/07/27		958.72	10.78	16.00					985.50	3.0348
182	NPTB18210434	2081/02/08	2081/08/04		1,230.00	25.00	45.00					1,300.00	3.0438
182	NPTB18210435	2081/02/16	2081/08/11		963.00	95.00	42.00					1,100.00	3.0235
182	NPTB18210436	2081/02/22	2081/08/18		949.62	30.00	20.38					1,000.00	3.0475
182	NPTB18210437	2081/02/29	2081/08/25		789.52	10.00	0.48					800.00	3.0490
182	NPTB18210438	2081/03/04	2081/09/02		613.00	20.00						633.00	3.0393
182	NPTB18210439	2081/03/11	2081/09/16		435.00	60.00	5.00					500.00	3.0370
182	NPTB18210440	2081/04/15	2081/10/16		497.34	2.66						500.00	3.0300
182	NPTB18210441	2081/04/29	2081/10/29		600.00							600.00	2.9999
Total 182 Days					11,857.21	430.44	130.85	20.00				12,438.50	
364	1687 Ka	2080/05/05	2081/05/04		185.00	15.00						200.00	6.4393
364	1689 Ka	2080/05/19	2081/05/18		185.00	15.00						200.00	6.4331
364	1691 Ka	2080/06/09	2081/07/07		290.50	3.50	6.00					300.00	6.2218
364	1694 Ka	2080/06/23	2081/06/22		281.00	19.00						300.00	5.6779
364	1695 Ka	2080/06/30	2081/06/29		573.00	27.00						600.00	5.7812
364	1696 Ka	2080/07/10	2081/07/06		197.00		3.00					200.00	5.9099
364	1697 Ka	2080/07/17	2081/07/13		126.00			30.00				156.00	5.7027
364	1701 Ka	2080/08/12	2081/08/11		750.00							750.00	4.6229
364	1702 Ka	2080/08/26	2081/08/25		180.00	20.00						200.00	4.7169
364	1703 Ka	2080/09/11	2081/09/09		177.00	10.00	13.00					200.00	4.1489
364	1704 Ka	2080/09/17	2081/09/16		718.00	20.00	12.00					750.00	4.4452
364	1708 Ka	2080/10/16	2081/10/15		600.00							600.00	4.1800
364	1709 Ka	2080/10/23	2081/10/22		495.00	2.00	3.00					500.00	4.0728
364	1711 Ka	2080/11/15	2081/11/13		698.52		1.49					700.00	3.7045
364	1713 Ka	2080/11/29	2081/11/27		496.00	2.00	2.00					500.00	3.4482
364	1714 Ka	2080/12/06	2081/12/04		872.00	26.00	2.00					900.00	3.3192
364	1715 Ka	2080/12/13	2081/12/11		488.50	11.50						500.00	3.2488
364	1717 Ka	2080/12/27	2081/12/25		479.00	20.00	1.00					500.00	3.2693
364	1718 ka	2080/01/04	2082/01/02		690.00	10.00						700.00	3.3474
364	1719ka	2081/01/11	2082/01/09		395.00	5.00						400.00	3.2327
364	1720 ka	2081/01/18	2082/01/16		181.96	18.04						200.00	3.2359
364	NPTB01011721	2081/01/25	2082/01/23		603.00	5.00						608.00	3.2176
364	NPTB36411722	2081/02/01	2082/01/30		174.00	15.00						189.00	3.2027
364	NPTB36411723	2081/02/08	2082/02/07		735.00	15.00						750.00	3.2000
364	NPTB36411724	2081/02/16	2082/02/14		1,188.00	10.00	2.00					1,200.00	3.2017
364	NPTB36411725	2081/02/22	2082/02/21		671.00	10.00	2.00					683.00	3.2126
364	NPTB36411727	2081/03/04	2082/03/03		497.00	3.00						500.00	3.1937
364	NPTB36411728	2081/03/11	2082/03/10		498.27		1.73					500.00	3.1925
364	NPTB36411729	2081/03/18	2082/03/17		884.66	7.00						891.66	3.1834
364	NPTB36411730	2081/03/25	2082/03/24		846.86	10.14	3.00					860.00	3.1834
364	NPTB36411731	2081/04/15	2082/04/21		200.00							200.00	3.0500
364	NPTB36411732	2081/04/29	2082/04/28		490.00	10.00						500.00	3.0484
Total 364 Days					15,846.25	309.19	52.22	30.00				16,237.66	
Total					35,966.64	2,534.34	539.65	80.00			548.59	39,669.23	

* Including Nepal Infrastructure Bank