



पोखरा स्वास्थ्य विज्ञान प्रतिष्ठान





Annual Report



Fiscal Year 2081/082

**Pokhara Academy of Health Sciences
Western Regional Hospital
Pokhara, Kaski**

Outline of Presentation

- ✓ Catchment Area Map
- ✓ Historical Development
- ✓ Academic Program
- ✓ Bed Distribution
- ✓ Major Equipment
- ✓ General Features of Hospital
- ✓ Service Catchment area
- ✓ Governance and Management
- ✓ Clinical Service
- ✓ Hospital Support Service
- ✓ Hospital Services
- ✓ Government Special Program
- ✓ Training
- ✓ Human Resource
- ✓ Service Statistics
- ✓ Patients Statistics
- ✓ Hospital Indicators
- ✓ Surgery statistics
- ✓ Laboratory statistics
- ✓ Mortality, Morbidity Statistics
- ✓ Delivery statistics
- ✓ Health Insurance Statistics
- ✓ Social Service Statistics
- ✓ EWARS Report
- ✓ Immunization Statistics
- ✓ OCMC Statistics
- ✓ Nutrition Statistics
- ✓ Radio Diagnostic Statistics
- ✓ Dialysis Statistics
- ✓ Special Procedures
- ✓ NICU Statistics
- ✓ NRC Statistics
- ✓ Physiotherapy Statistics
- ✓ OST Statistics
- ✓ HIV/ART Statistics
- ✓ RH Morbidity
- ✓ Family Planning
- ✓ ANC Statistics
- ✓ Safe Abortion
- ✓ Medico-Legal Statistics
- ✓ MSS Status
- ✓ Major Innovations
- ✓ Hospital Strengths
- ✓ Major Challenges
- ✓ Recommendations

Historical Development

- The Hospital was established in **2012 BS** as "Soldiers Board Hospital" by Major Bir Singh Gurung and his friends.
- In **2019 BS**, this Hospital was handed over to the Government of Nepal and developed as a **15 beded district hospital of Kaski**.
- In **2032 BS**, this Hospital and INF shining Hospital merged as a **Gandaki Zonal Hospital** with capacity of 50 beds.
- In **2043 BS**, Gandaki Zonal Hospital upgraded to 150 beded **Western Regional Hospital**.
- In **2046 BS**, 50 more beds were added and upgraded as a 200 beded hospital.

- In 2061 BS, 150 more beds were added for the separate expansion of post operative and orthopedic ward. Maternity/Gynae and NCU wards were also added in this period.
- In 2069 chaitra, Government of Nepal decided to upgrade WRH to 500 bedded Hospital.
- In 2072 Paush, Government of Nepal declared to establish WRH as Pokhara Academy of Health Sciences.
- From 2077 Shrawan 1, regular Classes of MD/MS were started .
- No.of MD/MS students enrolled in first year (2076 batch) was 17, second year (2077 batch) was 26, third year (2078 batch) was 33,Fourth year (2079 batch) was 32 and Fifth year (2080 batch) was 30 and Sixth year (2081 batch) was 43.

History of Hospital

2012 Soldier Board Hospital

2019 District Hospital 15 beds

2032 Gandaki Zonal Hospital 50 beds

2043 Western Regional Hospital 150 beds

2046 Western Regional Hospital 200 beds

2061 Western Regional Hospital 350 beds

2069 Upgraded to 500 Bedded Hospital

2072 Upgrade of WRH to Pokhara Academy of Health Sciences

2077 MD/MS First Batch Enrollment

2080 B.Sc Nursing and BNS Program

2081 MBBS Program

Academic Programs

Programs	Starting on	No. of Batch	Total students					Sixth Batch	Total
			First Batch	Second Batch	Third Batch	Fourth Batch	Fifth Batch		
1. Post graduate									
Obs/Gyn	2076	6	4	6	6	6	4	4	30
Medicine	2076	6	2	4	2	4	4	4	20
Surgery	2076	6	4	5	6	5	5	8	33
Pediatrics	2076	6	2	3	3	3	4	3	18
Orthopedic	2076	6	2	4	4	3	3	3	19
Anaesthesia	2076	6	3	3	4	4	4	6	24
Radiology	2077	5	0	1	2	2	2	4	11
ENT	2078	4	-	-	3	2	1	1	7
Pathology	2078	4	-	-	3	3	1	3	10
Forensic	2080	2	-	-	-	-	1	0	1
General Practice	2081	1	-	-	-	-	-	2	2
Ophthalmology	2081	1	-	-	-	-	-	1	1
Psychiatric	2081	1	-	-	-	-	-	2	2
2. Graduate									
B.Sc.Nursing	2080	3	20	20	30	-	-	-	70
B.N.S	2080	3	14	16	20	-	-	-	50
MBBS	2081	1	50	-	-	-	-	-	50

Beds Distribution (2082)

Department	Deluxe cabin	Cabin Beds	Semi Cabin Beds	General Beds	Total Beds
Medical ward	1	2	6	49	58
Pediatric		2	4	39	45
Orthopedic		3		37	40
Post operation				9	9
Gynecology		3		35	38
Surgical				45	45
Psychiatry				15	15
ICU				10	10
NICU				20	20
PICU				6	6
Maternity		3		63	66
Dialysis				18	18
Emergency				30	30
NRC				10	10
Transplant ICU				2	2
EHS				12	12
ENT				10	10
Total	1	13	10	410	434

GENERAL FEATURES OF WESTERN REGIONAL HOSPITAL

- ❖ Hospital ownership land: (207+59) Ropani
- ❖ Own Building:
 - ❖ Hospital area: (Adequate)
 - ❖ Doctor quarter: (Inadequate)
 - ❖ Staff quarter: (Inadequate)

LOCATION AND AREA:

Western Regional Hospital is located in Ramghat, ward No.11 of Pokhara Metropolitan city of Kaski district. It has covered 266 ropanies of land with boundary wall. Roads in north, south and west sides have surrounded the hospital. It is located at the distance of about 1 Km from the center of the city, 2 km from the inter-city bus park and 3 Km from the domestic airport and 1.5 kilometer from the international airport.

Altitude: 856 m from sea level

GPS Co-ordinates : N 28 12'46" E 83 59'54"

CATCHMENT AREA:

Western region/Gandaki province is the major catchment area of this hospital. Mainly patients from the neighbouring districts of Kaski visit this hospital. In addition, the patients from whole Gandaki province as well as throughout the country also visit this hospital.

Main Catchment Areas (2081/082)

Inpatients Visit: Visited by the People of 73 Districts (Baitadi, Doti, Rasuwa, Taplejung)

OPD/ER Visit (Visited by the People of 77 districts)

S.N	Districts	Patients	Percent
1	Kaski	12904	57.9
2	Tanahun	2755	12.4
3	Syangja	1993	8.9
4	Parbat	1079	4.8
5	Baglung	789	3.5
6	Myagdi	696	3.1
7	Lamjung	587	2.6
8	Gorkha	202	0.9
9	Dhading	157	0.7
10	Palpa	80	0.4

S.N	Districts	Patients	Percent
1	Kaski	373544	81.2
2	Tanahun	21597	4.7
3	Syangja	19980	4.3
4	Parbat	10705	2.3
5	Baglung	6762	1.5
6	Myagdi	6199	1.3
7	Lamjung	5789	1.3
8	Gorkha	2190	0.5
9	Dhading	1620	0.4
10	Palpa	848	0.2

Governance and Management

- ❖ Governance
- ❖ Organizational management
- ❖ HR management and development: E-attendance
- ❖ Financial management-Well Managed
- ❖ Medical records and information management
 - ✓ Digital Recording and Reporting
 - ✓ DHIS2 Reporting
 - ✓ Disease Surveillance
- ❖ Quality Improvement-
 - ✓ Formation of QI committee , IPC committee, MSS committee
 - ✓ Mortality Audit for Maternal and perinatal death
 - ✓ CPD/CME committee
 - ✓ IRC-For ethical Research activity

Clinical Service

- ✓ Outpatient services
- ✓ Special Clinics
- ✓ Emergency Service
- ✓ Emergency Minor OT
- ✓ Hospital Pharmacy Service
- ✓ Inpatient Services
- ✓ Maternity Services
- ✓ Surgery/ Operation Service
- ✓ Diagnostics and investigations
- ✓ Hemo/peritoneal dialysis
- ✓ Intensive Care Services- ICU, PICU, NICU, transplant ICU
- ✓ Postmortem Services
- ✓ Medico-legal Services
- ✓ One Stop Crisis Management Center (OCMC) Services
- ✓ Physiotherapy
- ✓ Nutritional Rehabilitation Centre
- ✓ Cardiac Cath-Lab

Hospital Support Service

- ✓ Laundry- Well managed Housekeeping CSSD Service
- ✓ Repair and maintenance, power system
 - ✓ Repair and Maintenance section
 - ✓ Biomedical section
 - ✓ Electrical services
- ✓ Water supply- 24 hours sufficient water, boring
- ✓ Hospital Waste Management- Solid & Liquid Waste Management
- ✓ Safety and Security- Available
- ✓ Transportation and Communication - Available
- ✓ Store (Medical and Logistics)-
 - ✓ General Store, Pharmacy Store, Medical Store, Lab Store
- ✓ Hospital Canteen - Managed by Contract
- ✓ Social service unit- Managed properly

Hospital Services

- Emergency Services
- Indoor Services
- OPD Services
- Health Insurance Service
- Bipanna Program
- OCMC

OPD Services

- Medical
- Surgical
- Uro-surgery
- Orthopedic
- Antenatal
- Gynecology
- ENT
- Dental
- Psychiatric
- Pediatric
- Dermatology
- CTVS
- ART

- General OPD (GP)
- Physiotherapy
- Cardiology
- Urology
- Nephrology
- Gastroenterology
- Hepatology
- Neuro-Surgery
- Pain Clinic
- Pre-Anesthesia Check up (PAC)
- Ophthalmology
- Plastic and Burn
- Medico-Legal

Indoor Services

- Medical
- Surgical
- Uro-Surgery
- Plastic and Burn
- Neuro-Surgery
- CTVS
- Gynecology
- Maternity
- Paediatric
- Orthopedic

- ICU
- NICU
- PICU
- Transplant ICU
- ENT
- Operation
- Dental
- Psychiatric
- Gastroenterology
- Hepatology
- Cardiology
- Nephrology
- EHS

Preventive Services

- MCH Clinic
- Immunization
- Family Planning
- Nutrition Rehabilitation Center
- HTC/PMTCT (Prevention of mother to child transmission of HIV)

Diagnostic Services

❖ Laboratory Services

- Hematology
- Parasitology
- Bacteriology
- Virology
- Biochemistry
- Immunology
- Serology
- Cytology
- Histo-pathology
- Hormonology

- ❖ MRI
- ❖ CT-Scan
- ❖ Cath-lab
- ❖ ERCP
- ❖ Echocardiography
- ❖ X-Ray
- ❖ Ultrasound
- ❖ ECG
- ❖ Endoscopy
- ❖ Colonoscopy
- ❖ Holter monitor
- ❖ Tread Mill Test

- ❖ Fibro-Scan
- ❖ Mammography
- ❖ Uroflowmetry
- ❖ Audiometry
- ❖ ESWL
- ❖ Mamogram
- ❖ Uroflowmetry
- ❖ ABP monitor

Government Special Programme

- ART Service
- CAC, PAC
- MCH Clinics (Immunization, Family planning, Nutrition)
- Safe Motherhood
- Methadone Maintenance Programme/ OST
- Nutrition Rehabilitation Center
- OCMC
- Social Service Unit
- Geriatric Service
- Free Primary Emergency Treatment
- Telemedicine
- Bipanna Program: Dialysis, Kidney transplant, Head and spinal injury.

Trainings

- Medico-Legal training
- SBA Training
- VIA Training
- Family Planning Related Training: IUD, Norplant, ring pessary insertion
- ECCT, ACLS Training
- PECCT Training
- TLS Training
- Research methodology Training
- Pediatric cancer treatment orientation

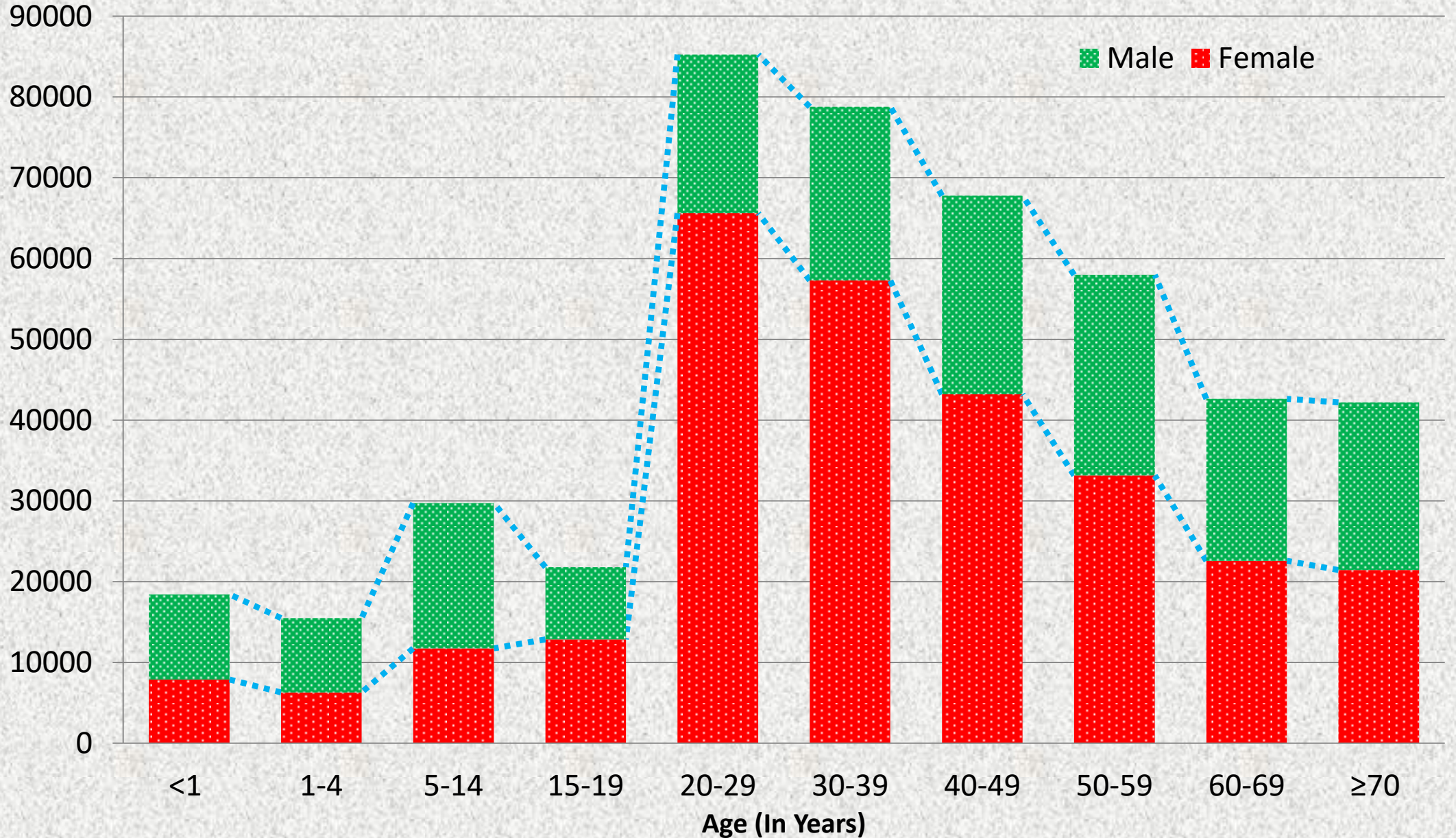
Human Resource

S.N	Posts	Government		Internal		Currently Available	
		Sanctioned Post	Fulfilled	Sanctioned Post	Fulfilled	Government	Internal
1	Specialized Doctor	54	38	124	28	82	28
2	Medical officer	45	43	16	15	46	15
3	Nursing officer and above	4	4	0	0	40	0
4	Staff Nurse	100	100	140	140	101	140
5	ANM	4	4	12	12	11	12
6	HA/AHW	13	13	10	10	14	10
7	Radiographer/Dark room Assistant	13	12	8	7	12	7
8	Lab technician/Assistant	13	13	18	11	19	11
9	Medical Record Officer/Assistant	4	3	0	0	4	0
10	Administrative Staffs	10	10	27	13	14	13
11	Other Technical Staffs	16	15	46	21	17	21
12	Helper/Driver	25	25	5	3	3	210
	Total	301	280	406	260	363	467

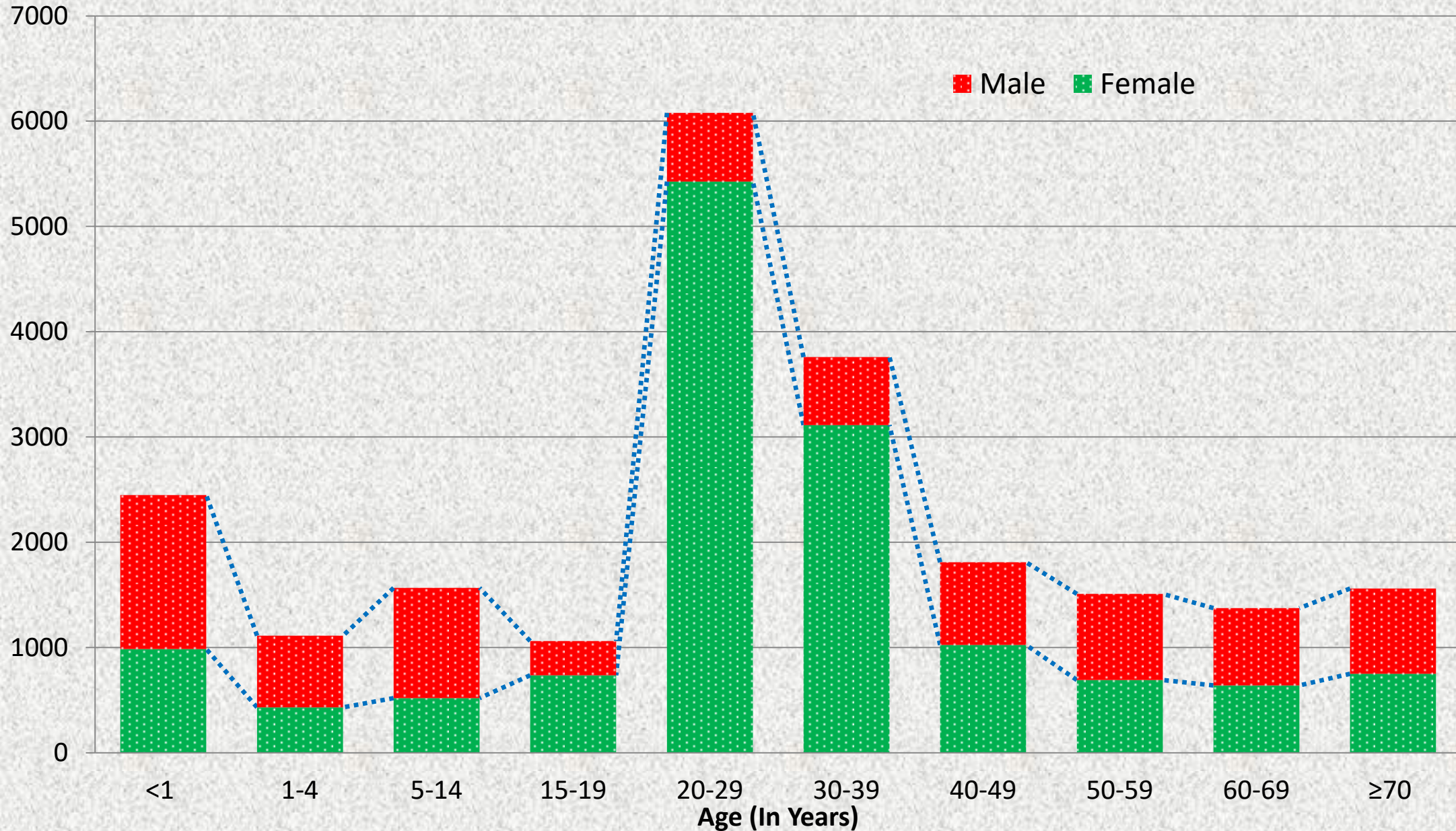
Hospital Statistics

S. N	Contents	F/Y 2079/080	F/Y 2080/081	F/Y 2081/082
1	Total Number of OPD Cases	356402	406729	413072
2	Total Number of Emergency Cases	54971	48777	46983
3	Total Number of Inpatients	22684	22147	22275
4	Total Number of Lab Services Provided	1627191	1783140	1893340
5	Total Number of Hospital Services Provided	411373	455506	460055
6	Total Number of Delivery Conducted	8915	7471	6734
7	Total Surgery Cases	9690	9946	10974
8	Number of CAC Services Provided	405	573	501
9	Total Maternal Deaths	1	2	2
10	Total Hospital Deaths	304	208	183

Age wise OPD Patients in F/Y 2081/082

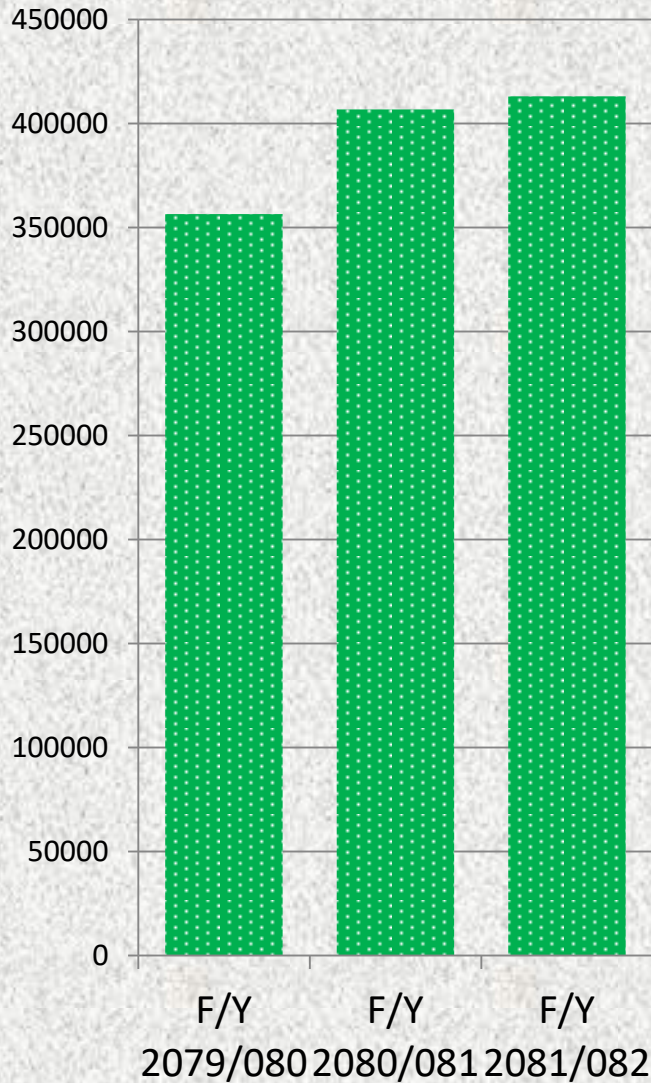


Age wise Inpatients in F/Y 2081/082

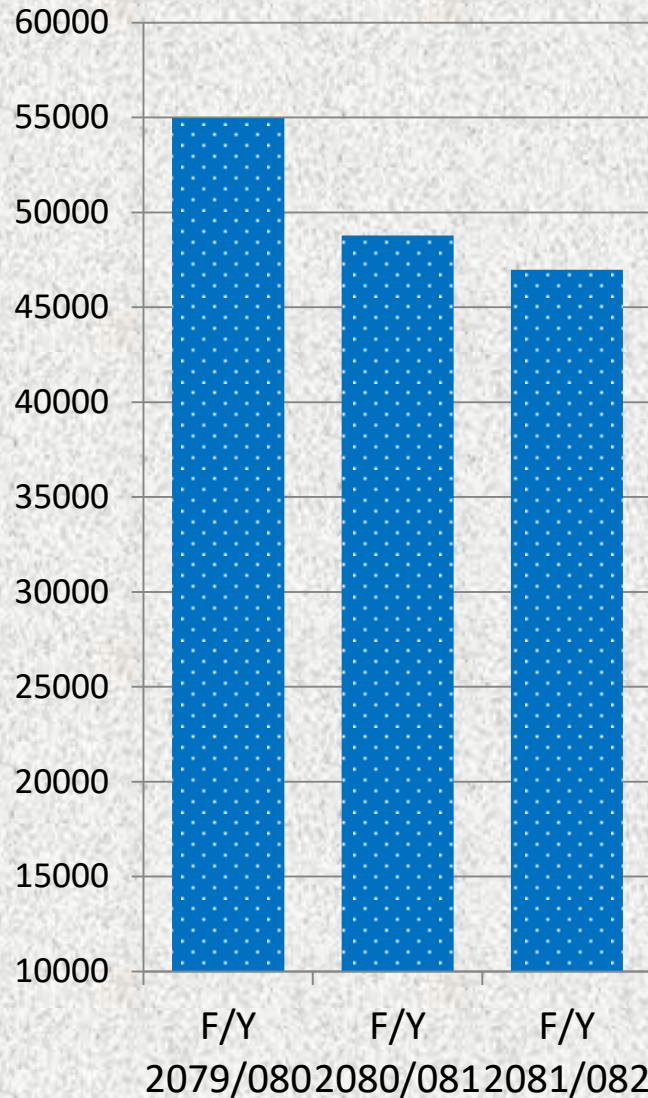


Flow of Patients

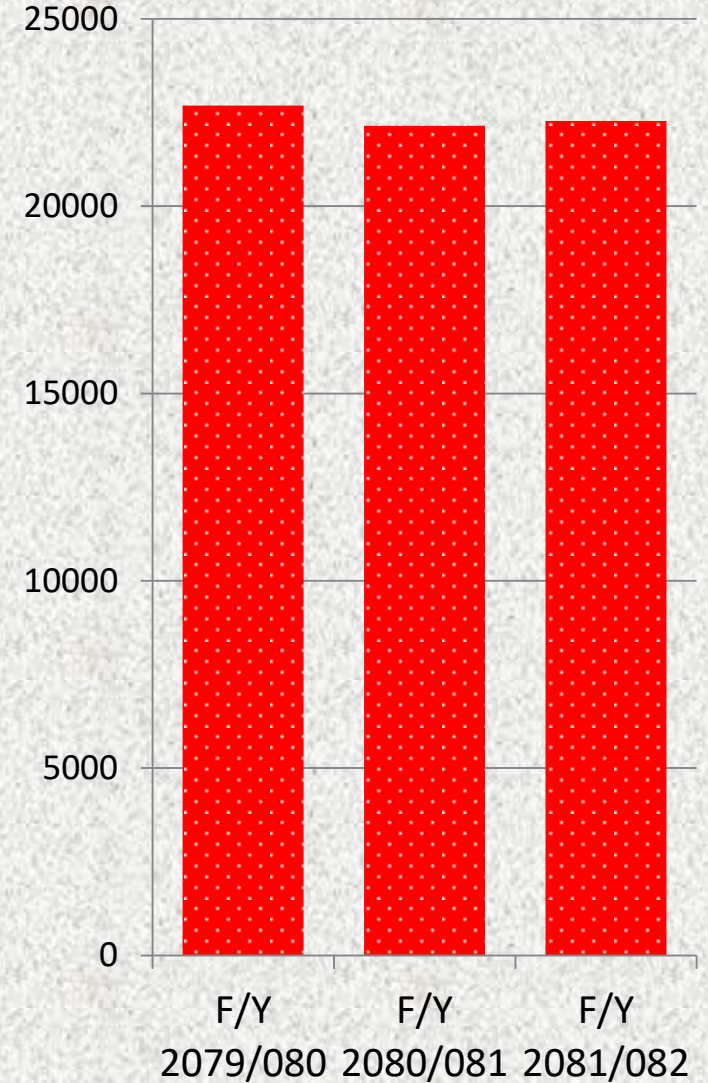
OPD Patients



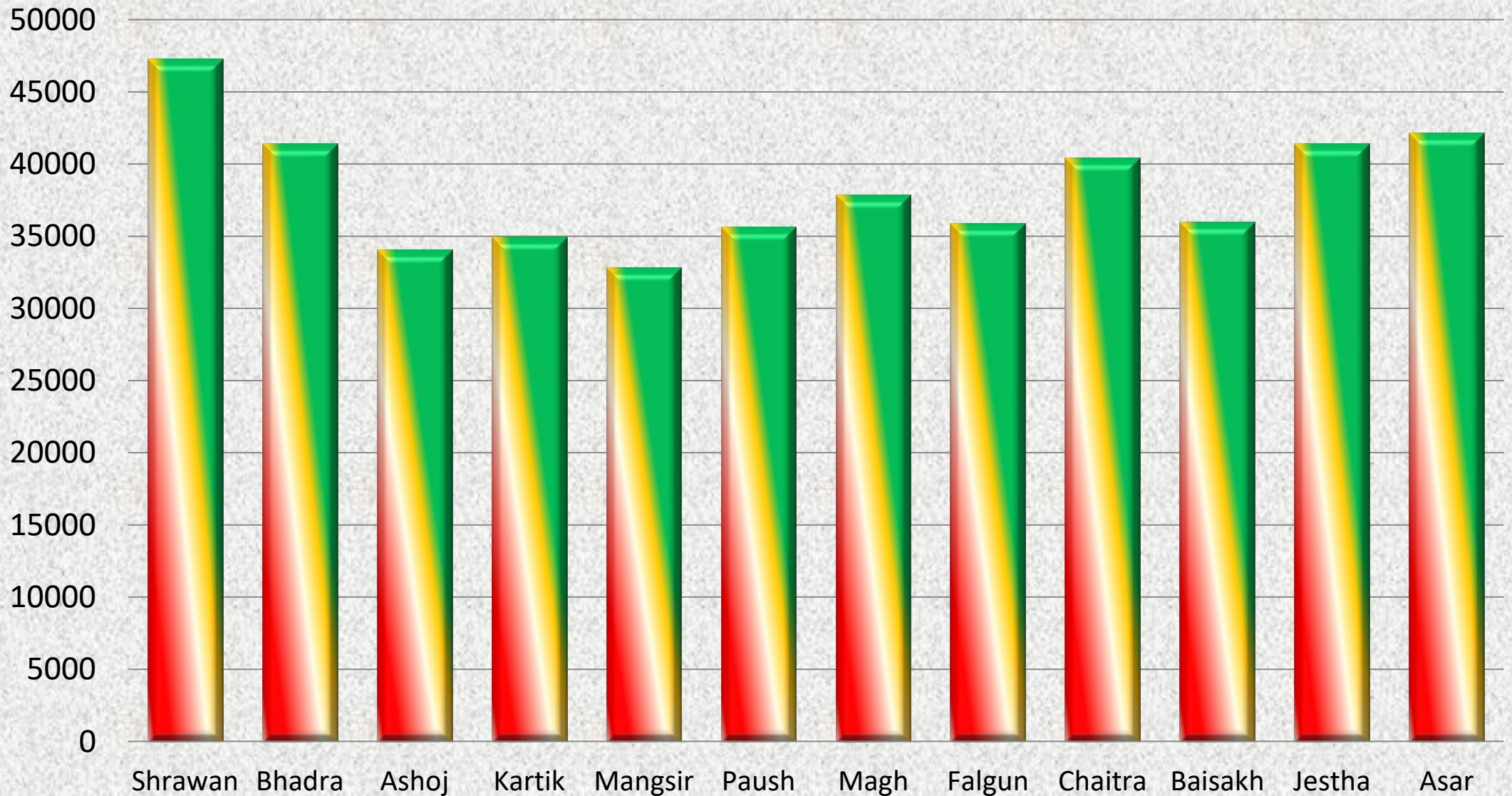
Emergency Patients



Inpatients



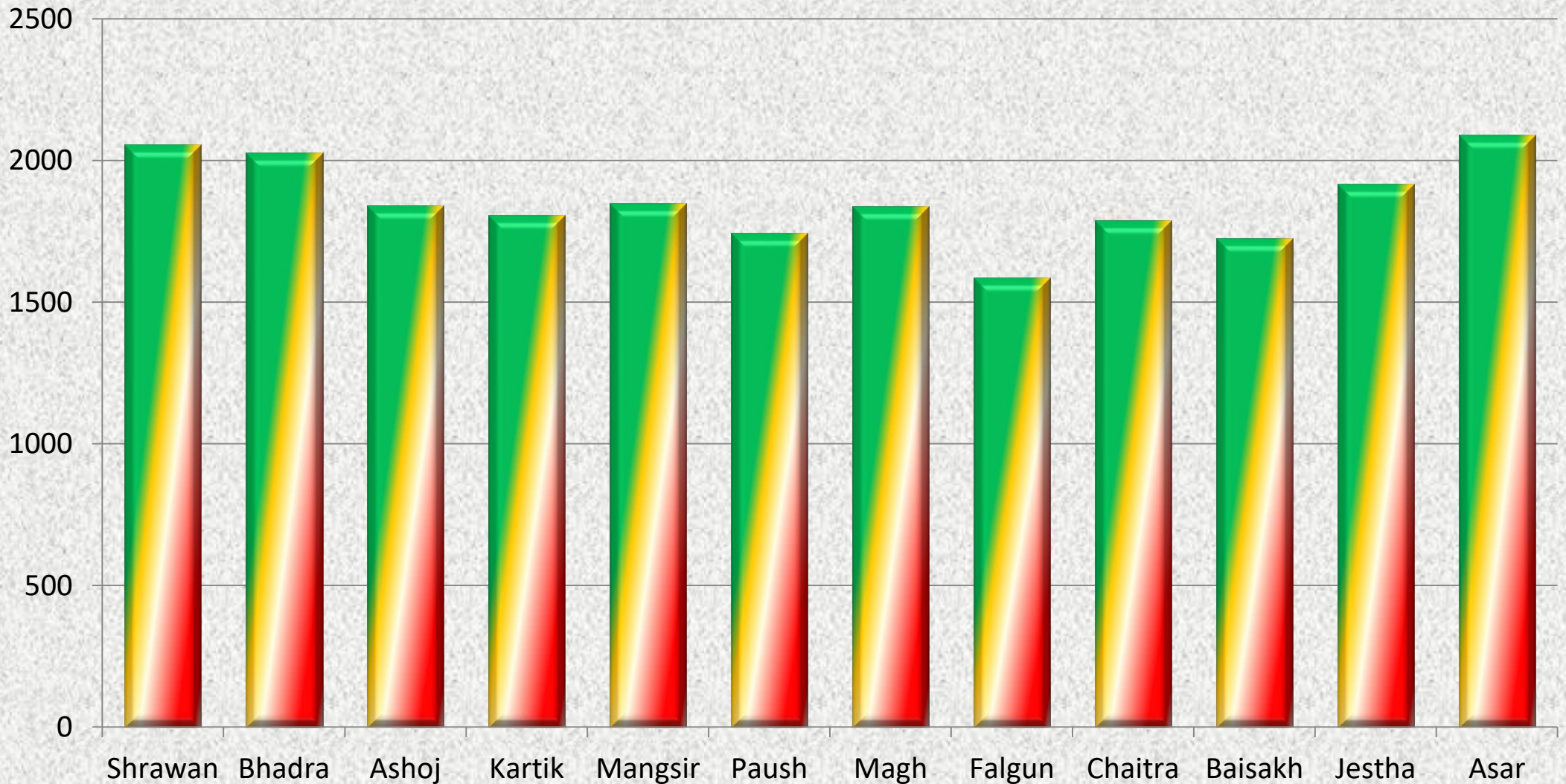
Month-wise OPD Patients in F/Y 2081/082



Department wise Service (F/Y 2081/082)

OPD Service				Inpatients Service			
S.N	Department	No.	Percent	S.N	Wards	No.	Percent
1	Medical	111022	26.9	1	Maternity	7154	32.1
2	Orthopedic	49607	12.0	2	Surgery	3977	17.9
3	Antenatal	37453	9.1	3	Medical	3177	14.3
4	General/GP Unit	36306	8.8	4	Pediatric	2217	10.0
5	Paediatric	31556	7.6	5	Orthopedic	1754	7.9
6	Gynaecology	29161	7.1	6	NICU	1621	7.3
7	Surgery	28606	6.9	7	Gynaecology	1257	5.6
8	ENT	25387	6.1	8	ENT	483	2.2
9	Dental	17735	4.3	9	ICU	272	1.2
10	Dermatology	15552	3.8	10	Psychiatric	93	0.4
11	Urology	11085	2.7	11	NRC	92	0.4
12	Psychiatric	10728	2.6	12	PICU	91	0.4
13	Neuro-Surgery	4319	1.0	13	Other	87	0.4
14	Ophthalmology	2105	0.5				
15	Others	2450	0.6				

Month-wise Inpatients in F/Y 2081/082

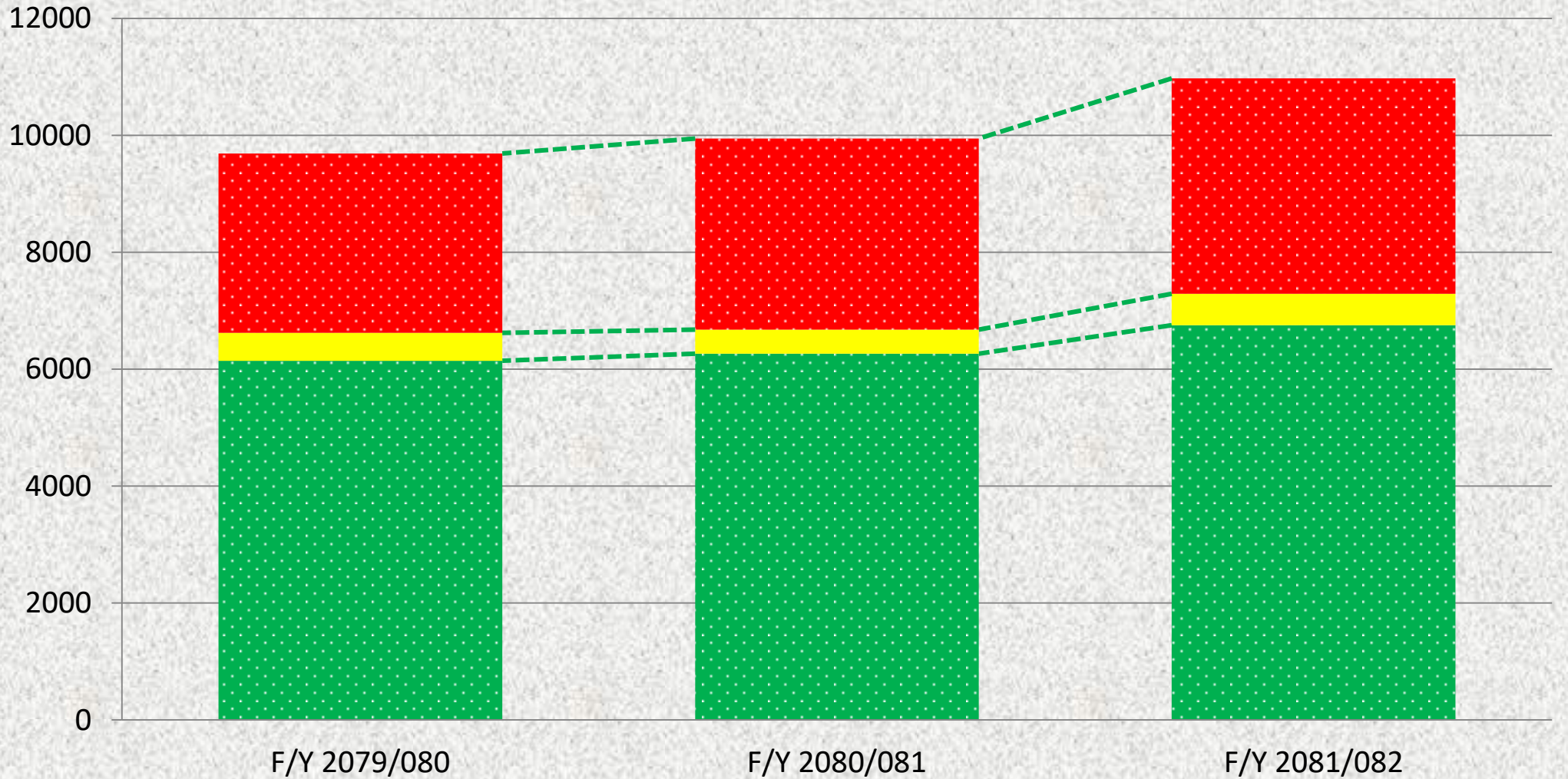


Department wise Operation in F/Y 2081/082

S.N	Department	Major	Intermediate	Minor	Total
1	OBS/Gynae	2911	199	134	3244
2	Surgery	2756	220	698	3674
3	Orthopedic	719	109	45	873
4	ENT	190	0	126	316
5	Dental	1	4	2681	2686
6	EHS	174	0	0	174
7	EYE	0	7	0	7
Total		6751	539	3684	10974

Operative Statistics

■ Minor ■ Intermediate ■ Major



Lab Services

F/Y	Laboratory Services (In Number of tests)							
	Paracitology/ Bacteriology	Virology	Hematology	Hormones/ Endocrinology	Biochemistry	Immunology	Other Tests	Total
2079/080	72568	34785	853004	93574	533337	38156	1767	1627191
2080/081	99073	49569	903807	121019	564446	42752	2474	1783140
2081/082	109770	55137	943682	127503	610818	44720	1710	1893340

Top 10 Morbidity Among Inpatients

S. N	Morbidity in F/Y 2079/080		Morbidity in F/Y 2080/081		Morbidity in F/Y 2081/082	
	Disease	No. of Patients	Disease	No. of Patients	Disease	No. of Patients
1	Bac. Sepsis	1146	Pneumonia	908	Pneumonia	1135
2	Appendicitis	607	Bac.Sepsis	826	Sepsis	667
3	Pneumonia	599	Appendicitis	515	Cholelithiasis	652
4	Hernia	423	Respiratory Disease	501	Kidney Disease	571
5	Cholelithiasis	414	Abortion	418	Appendicitis	540
6	NNJ	394	cholelithiasis	414	Hernias	491
7	Abortion	380	Hernia	413	Respiratory Disease	456
8	COPD	376	Kidney Disease	346	Neonatal Jaundice	406
9	Kidney Disease	315	NNJ	330	COPD	373
10	Thalasaemia	283	COPD	325	Heart Disease	329

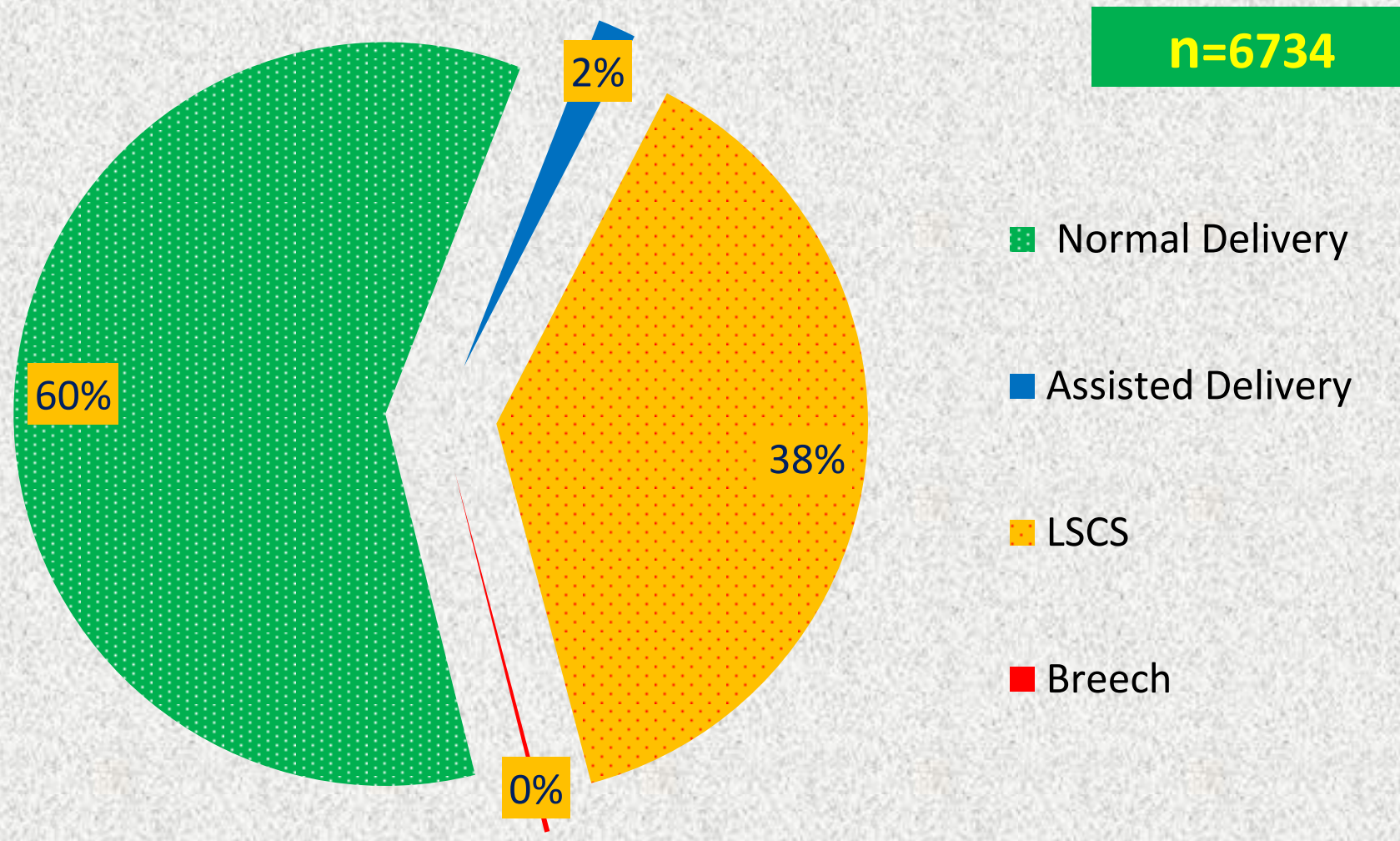
Top Ten Mortality Among Inpatients

S. N	Mortality in F/Y 079/080		Mortality in F/Y 080/081		Mortality in F/Y 081/082	
	Disease	No. of Patients	Disease	No. of Patients	Disease	No. of Patients
1	Sepsis	118	Sepsis	21	Pneumonia	26
2	Heart Disease	27	Pneumonia	17	Liver Disease	14
3	Pneumonia	22	Heart Disease	16	Brain Haemorrhage	14
4	Resp.distress of Newborn	13	Brain Haemorrhage	13	Heart Disease	13
5	COPD	13	COPD	11	Sepsis	12
6	LBW	12	Birth Asphyxia	11	Respiratory Distress of Newborn	11
7	Kidney Disease	11	Liver Disease	9	Birth asphyxia	10
8	Brain Haemorrhage	11	Malignancy	7	kidney disease	8
9	Liver Disease	10	Respiratory Distress of Newborn	6	LBW	8
10	NNJ	7	Peritonitis	6	COPD	5

Hospital Delivery Statistics

Description	F/Y 2079/080	F/Y 2080/081	F/Y 2081/082
No. of Deliveries	8915	7471	6734
No. of Normal Deliveries	5744	4532	4028
No. of Assisted Deliveries (Complicated)	225	166	112
No. of LSCS	2922	2741	2579
LSCS %	32.8	36.7	38.3
Breech	35	32	15
No. of Maternal Deaths	1	2	2
No. of Perinatal Deaths	174	134	110
No. of Early Neonatal Deaths	78	39	37
No. of Late Neonatal Deaths	34	14	5
No. of Still Birth	96	95	73

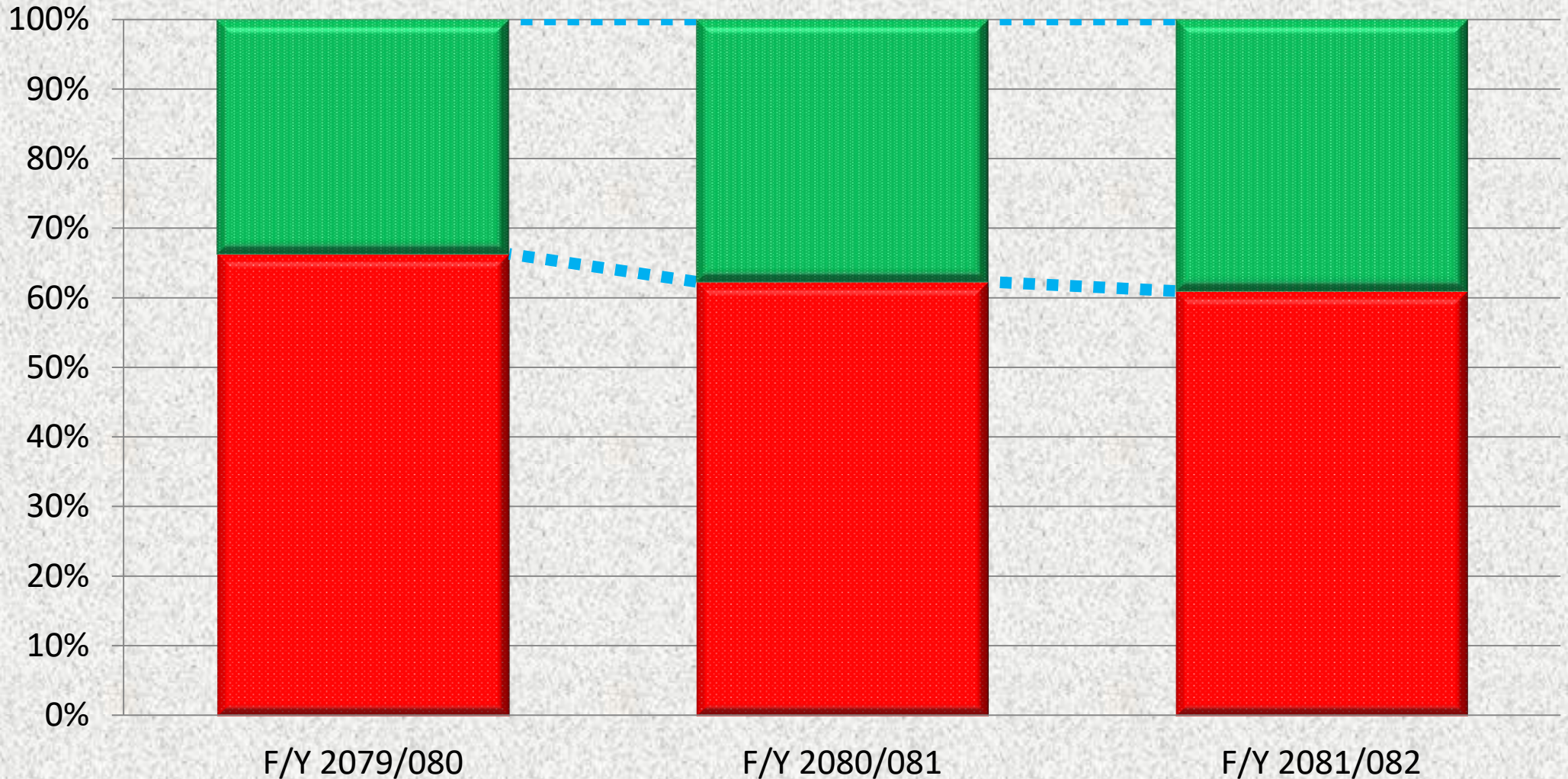
Type of Delivery in F/Y 2081/082



Normal Vs C/S Delivery

■ % of LSCS Delivery

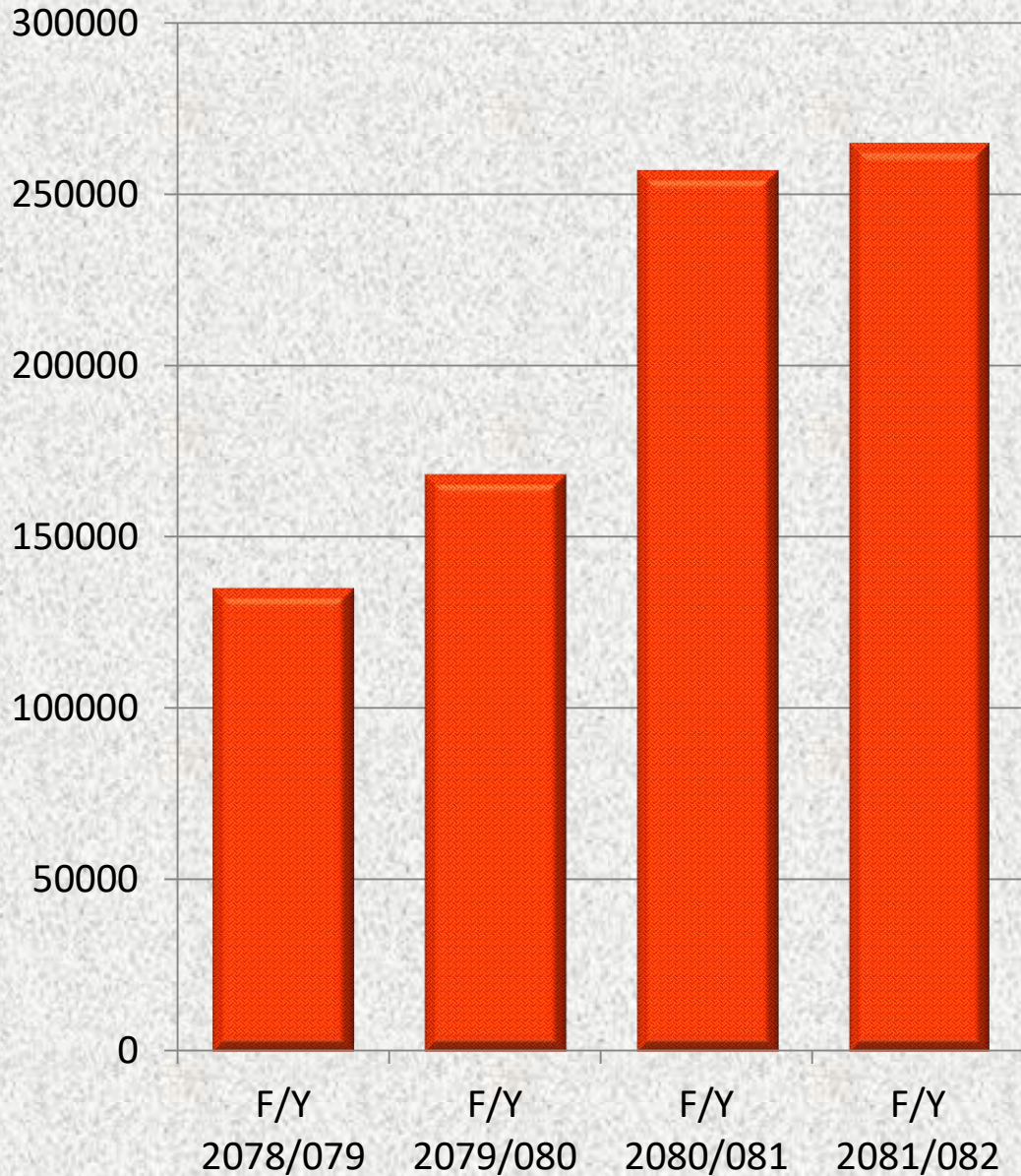
■ % of Normal Delivery



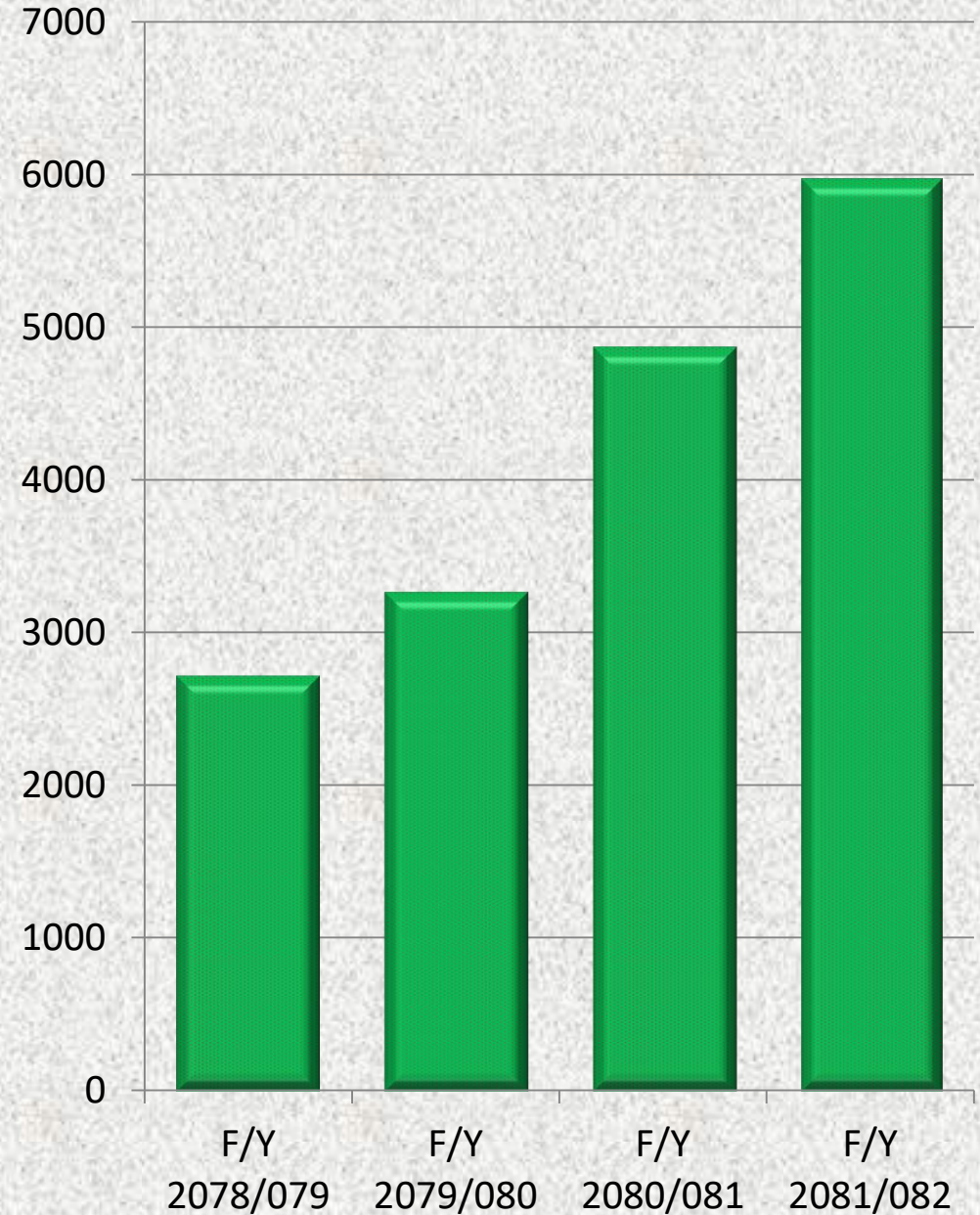
Health Insurance Statistics

HI Patients in OPD (FY 2081/082)				HI Patients in IPD (FY 2081/082)		
S.N	Department	No.of Patients	Percent	Ward	No.of Patients	Percent
1	General Medicine	84560	31.9	Surgical	2064	34.5
2	Orthopaedic	30424	11.5	Medical	1572	26.3
3	General/GP Unit	29997	11.3	Paediatric	822	13.8
4	Surgical	17219	6.5	Orthopaedic	615	10.3
5	Gynecology	15286	5.8	Gynaecology	366	6.1
6	ENT	14654	5.5	ENT	271	4.5
7	Emergency	14093	5.3	ICU	113	1.9
8	Paediatrics	11906	4.5	Other	72	1.2
9	Dental	11250	4.2	Psychiatric	44	0.7
10	Antenatal	9553	3.6	PICU	37	0.6
11	Dermatology	8120	3.1			
12	Urology	7613	2.9			
13	Psychiatric	5928	2.2			
14	Neuro Surgery	2907	1.1			
15	Ophthalmology	1306	0.5			
16	Other	102	0.0			
	Total	264918	100.0	Total	5976	100.0

Trend of HI OPD Patients

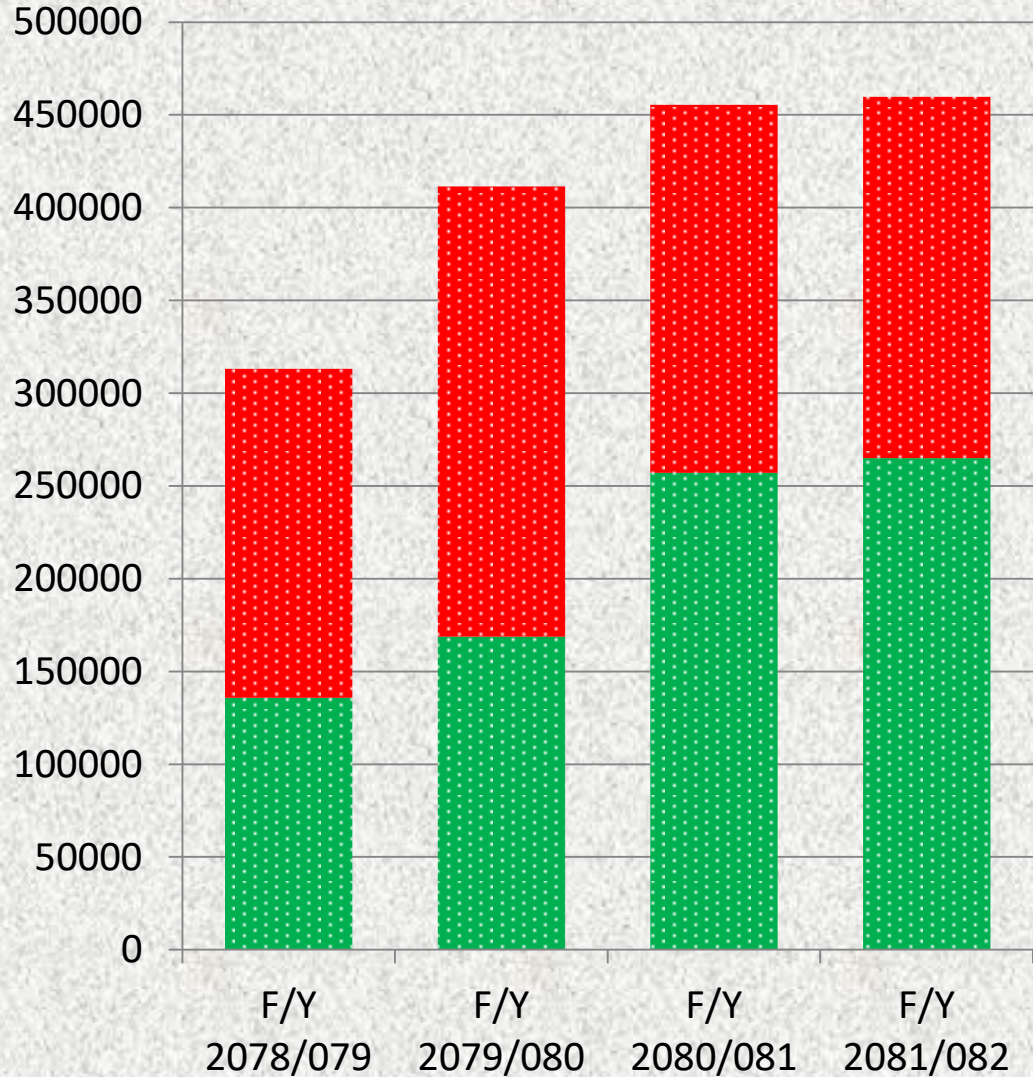


Trend of HI Inpatients

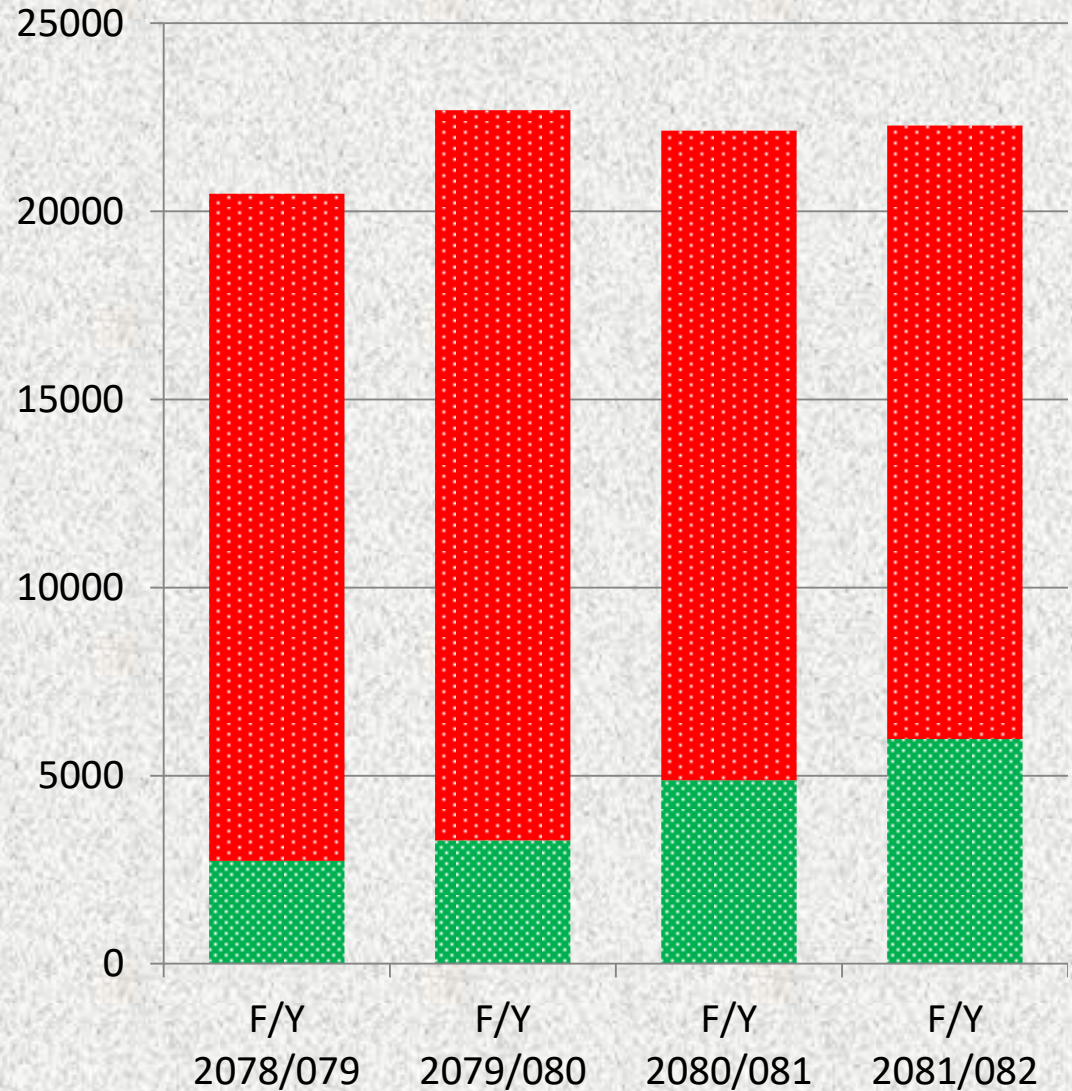


Health Insurance Load

General Health Insurance



General Health Insurance



Target Group Free Health Service

F/Y	Poor	Helpless	Disabled	Sr. Citizens >60	FCHV	Gender Based violence	Others	Total
2079/080	7574	70	130	1112	14	10	28	8938
2080/081	2552	109	52	718	0	4	75	3510
2081/082	1473	173	46	421	0	2	133	2248

Free Health Service

F/Y	EMERGENCY	OPD	INDOOR
2079/080	2467	1509	4962
2080/081	1605	510	1395
2081/082	1102	191	966

Immunization Dataset (F/Y 2081/082)

Expenditure	Received Dose	Immunized No.	no of age	Type
7729	13960	5578	B.C.G	
3080	4640	1138	First	D.P.T-Hep B
		918	Second	
		824	Third	
3120	4640	1132	First	Polio (OPV)
		934	Second	
		836	Third	
3024	5604	1122	First	P.C.V
		926	Second	
		830	Third	
2191	3576	1130	First	Rota
		928	Second	
2350	3350	844	First	F.I.P.V
		830	Second	
1820	4110	823	First	Measles/ Rubella J.E
		759	Second	
990	2240	842	TCV	
895	2035	759	TCV	
4400	6900	2113	TD-1	TD
		1849	TD-2	
		292	TD2+	

Nutrition Statistics

Months	Registered for GM-New Visit 0-11 Months - Normal	Registered for GM-Revisit 0-11 Months - Normal	Registered for GM-Revisit 12-23 Months - Normal	Pregnant Women Receiving-180 Iron Tablets	Pregnant Women Receiving-Deworming Tablets	Pregnant Women Receiving-Iron Tablets at 1st time
Shrawan 2081	592	351	175	682	199	151
Bhadra 2081	475	331	124	704	180	146
Ashwin 2081	452	292	136	390	195	145
Kartik 2081	464	354	153	507	129	98
Mangsir 2081	496	450		435	208	159
Poush 2081	456	287	135	416	99	88
Magh 2081	492	329	139	450	141	98
Falgun 2081	391	296	121	471	146	129
Chaitra 2081	435	307	143	49	117	14
Baishak 2082	391	279	112		327	
Jestha 2082	391	279	121		218	
Asar 2082	545	327	115		149	
Total	5580	3882	1472	4104	2108	1028

OCMC Statistics(F/Y 2081/082)

Assault Statistics			Service Statistics (Including follow-up cases)		
S.N	Type of Assault	No. of Cases	S.N	Services	No. of Cases
1	Physical assault	66	1	Psycho-Social Counseling	526
2	Sexual assault	13	2	Treatment of Mental Illness	2
3	Rape	94	3	Abortion Service	17
4	Deprived from resource and right	45	4	Use of Emergency Contraceptives	31
5	Others	21	5	Medico-Legal Examination	149
Total Cases		239	6	Physical Examination	235
			Total New Cases-210		

Radio Diagnostic Statistics

Month	X-ray	USG	CT-Scan	MRI	Mamogram	ECG	Echo	Endoscopy	Colonoscopy
Shrawan 2081	9050	9211	784	546	55	3422	553	202	3
Bhadra 2081	7972	7981	495	375	35	2951	469	138	1
Ashwin 2081	6909	6479	359	275	23	2252	352	92	1
Kartik 2081	7278	6951	349	339	27	2328	335	97	
Mangsir 2081	7662	6893	338	126	28	2535	400	126	
Poush 2081	8295	7222	303	414	28	2976	430	147	1
Magh 2081	8661	7508	113	424	30	3054	359	126	3
Falgun 2081	7849	7074	313	236	28	3179	342	168	7
Chaitra 2081	8074	8183	267	69	36	3334	393	197	16
Baishak 2082	6753	7546	6	478	33	2717	316	146	16
Jestha 2082	7989	8551	276	547	38	3430	438	182	29
Asar 2082	7927	8747	375	531	56	3392	423	167	21
Total	94419	92346	3978	4360	417	35570	4810	1788	98₇

Dialysis Statistics (F/Y 2081/082)

District	10-19	20-29		30-39		40-49		50-59		60-69		70-79		80-89		Grand Total
	F	F	M	F	M	F	M	F	M	F	M	F	M	F	M	
Kaski		1		4	10	7	9	4	15	2	11	4	5	1		73
Syangja		1		1	2	2	4	2	3	1	3	1	1	1		22
Tanahun		2	1	1	2	2	2	1	3	1	3			1		19
Myagdi	2			1	2		2	2			1			1	1	12
Lamjung		1		1	1	1	2	1	1	1						9
Parbat						1	3	1	1		1					7
Gorkha			1	2		1	1									5
Baglung		1		1	1		1									4
Chitwan						1	1	1								3
Dhading					1				1							2
Nawalparasi East			1				1									2
Ilam						1										1
Makawanpur											1					1
Parsa						1										1
Rasuwa							1									1
Rolpa					1											1
Rupandehi								1								1
Udayapur										1						1
Total	2	6	3	11	20	17	27	13	24	6	20	5	6	4	1	165

Special Procedure (F/Y 2081/082)

S.N	Procedure	No.of cases
1	CAG	160
2	Holter Monitor	397
3	Fibro-Scan	246
4	FNAC	403
5	ERCP	129
6	Cath-lab Procedure	302
7	Angioplasty	23
8	PCNL	70
9	RIRS	9
10	Pacemaker	5
11	Bipanna: Head Injury	7
12	Bipanna: Spinal Injury	29
13	Bipanna: Kidney Transplant	8

NICU Statistics

	Diagnosis of Admitted Sick Babies										
Months	Asphyxia	Congenital anomalies	Hyperbilirubin	Hypothermia	LBW	Others	Preterm	Preterm/LBW/Hypothermia	Seizure	Sepsis	Total
Shrawan 2081	8	2	68	2	17	50	37	1	1	93	179
Bhadra 2081	10	2	69	7	18	80	22	3	2	71	168
Ashwin 2081	15	2	47	1	25	53	30	2	2	59	153
Kartik 2081	11	1	43	4	14	66	17	1	1	44	117
Mangsir 2081	6	1	34	6	25	102	26	4	4	48	121
Poush 2081	5	3	42	2	18	93	23	2	1	30	107
Magh 2081	9		28		17	59	19		2	37	92
Falgun 2081	12	6	40	6	40	86	22	2	5	52	108
Chaitra 2081	9	3	54	6	18	56	20		3	40	123
Baishak 2082	11	3	51		26	33	32		1	33	140
Jestha 2082	11	1	50		14	44	27		1	53	148
Asar 2082	11	1	60		16	76	26		8	54	168
Total	118	25	586	34	248	798	301	15	31	614	1,624

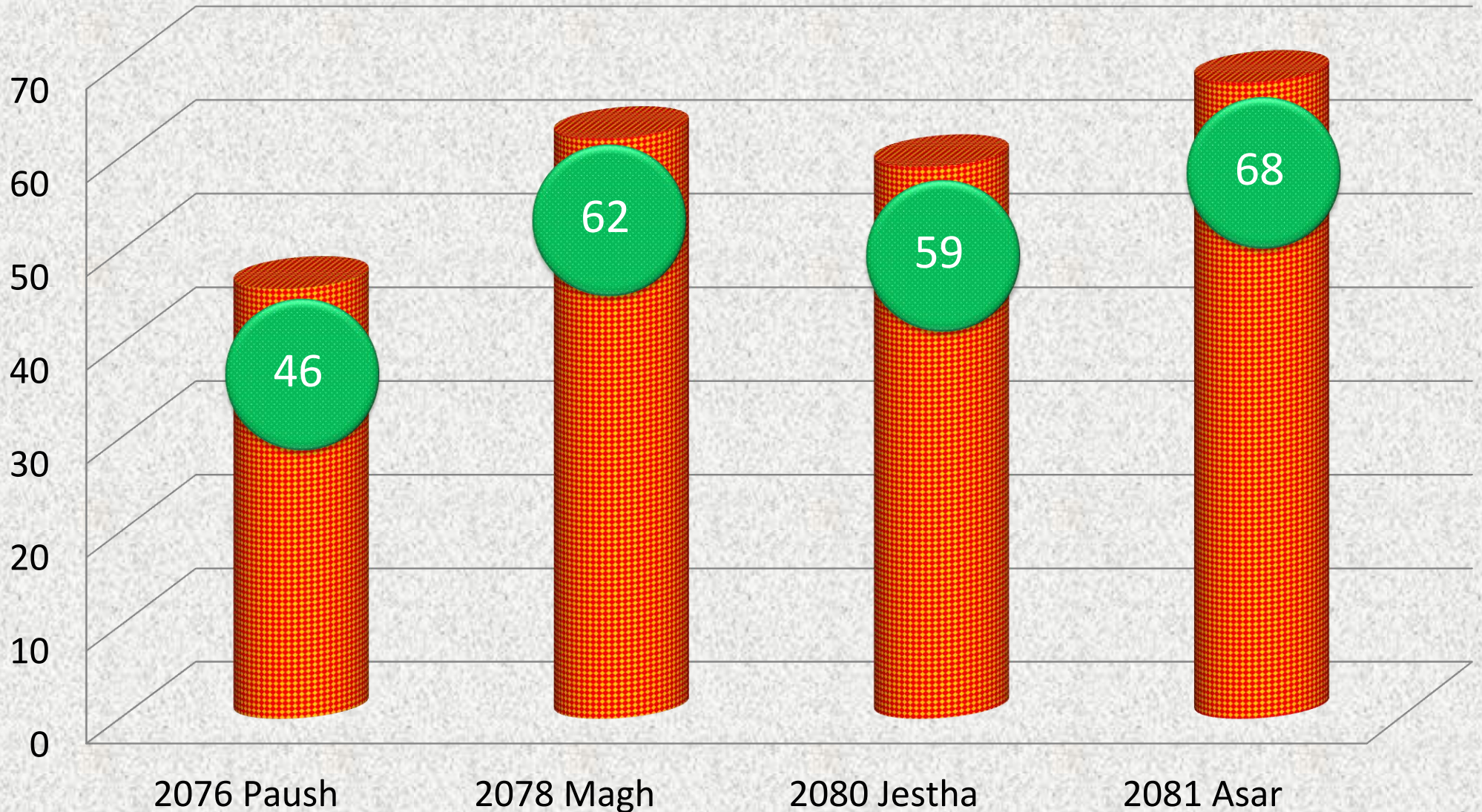
Nutritional Rehabilitation Center Statistics

Months	Admission				Discharge			
	<6 Months	6-23 Months	24-59 Months	Total	<6 Months	6-23 Months	24-59 Months	Total
Shrawan 2081	0	11	3	14	0	8	3	11
Bhadra 2081	0	6	0	6	0	10	1	11
Ashwin 2081	1	3	0	4	0	7	0	7
Kartik 2081	1	6	0	7	1	5	0	6
Mangsir 2081	1	4	2	7	1	5	0	6
Poush 2081	1	1	4	6	1	2	4	7
Magh 2081	2	4	1	7	3	1	1	5
Falgun 2081	0	6	2	8	0	4	2	6
Chaitra 2081	0	8	5	13	0	6	4	10
Baishak 2082	0	6	3	9	0	7	5	12
Jestha 2082	0	7	1	8	0	8	0	8
Asar 2082	0	7	2	9	0	7	4	11
Total	6	69	23	98	6	70	24	100

Reproductive Health Morbidity (Cervical Ca.Screening)

Months	30-49 Years		≥50 Years		Total Screening	Total positive Cases
	Screening	Positive	Screening	Positive		
Shrawan 2081	307	3	73		380	3
Bhadra 2081	212	1	35		247	1
Ashwin 2081	126	0	24		150	0
Kartik 2081	138	1	36		174	1
Mangsir 2081	158	1	32		190	1
Poush 2081	167	0	58		225	0
Magh 2081	181	0	52	2	233	2
Falgun 2081	133	2	40		173	2
Chaitra 2081	273	1	59		332	1
Baishak 2082	197	0	24		221	0
Jestha 2082	138	0	196		334	0
Asar 2082	269	1	56		325	1
Total	2299	10	685	2	2984	12

Minimum Service Standard Score



Major Innovations

- Started MBBS Program .
- Starting Super- Specialty Services like cardiology, Gastroenterology, Nephrology, Urology, hepatology, Neurosurgery, Plastic Surgery and Burn, CTVS etc.
- Kidney transplant service.
- Established NICU Service from NCU Service.
- Establish lab report auto dispatch center.
- OT beds Increased from 5 to 7 with 2 modular OTs
- Online Ticketing, Online Payment, QR Payment, Online Reporting.
- Token system for OPD, lab and OPD counter.
- Dead Body Management.

Hospital Strength

- Adequate Hospital land
- Adequate Water Supply
- ICU, PICU, NICU, transplant ICU services
- Advanced Medical Equipments
- Own hospital Pharmacy
- UG/PG academic programs
- SSU/Health Insurance Program

Major Challenges

- Patient's crowd management
- Management of health insurance program
- To run academic activities with hospital services simultaneously
- To provide quality health services
- Financial management due to the holding of reimbursement by Health Insurance Board
- Inadequate number of quarter for staffs
- Infrastructure to expand OT, Dialysis and other services

Recommendations

- Expansion of ICU, Maternity, Medical and surgical wards
- Expansion of Emergency Department
- Establishment of MICU
- Expansion of Hospital Pharmacy and counter.
- Expansion of Operation Theatres
- Follow up of O& M survey
- Need to prepare and implement Scientific Master plan of Hospital and Academy
- Promotion of medical research and academic activities.
- Improvement of overall sanitation system especially liquid waste management.
- Construction of adequate staff quarter