

i) For road based Biratnagar ICP (Ceiling unit Rates in NPR):


S. No.	Particulars	FY 2082/83	FY 2083/84 & 84/85	FY 2085/86 & 86/87	FY 2087/88
A	Freight Vehicle Entry				
a.	Truck/Tanker/Tractor/Trailer per entry per trip	285.33	313.86	345.25	379.78
b.	Light Vehicles/Bullock Cart with capacity up to 5 Ton per entry per trip	142.66	156.93	172.62	189.88
c.	Rickshaw/ Hand Trolley per entry per trip	42.83	47.11	51.82	57.00
d.	Container Truck (fixed container Vehicle) per entry per trip	427.97	470.77	517.85	569.64
e.	TEU per entry per trip	570.61	627.67	690.44	759.48
f.	FEU per entry per trip	855.94	941.53	1,035.68	1,139.25
B	Loading/Unloading/ Handling of Cargo (all activities)				
a.	TEU per vehicle	2,853.13	3,138.44	3,452.28	3,797.51
b.	FEU per vehicle	5,135.61	5,649.17	6,214.09	6,835.50
c.	For Other Vehicles				
i.	Containerized cargo (per ton)	199.73	219.70	241.67	265.84
ii.	Non containerized break bulk/ Packaged/ Bagged cargo (per ton)	199.73	219.70	241.67	265.84
iii.	Non containerized bulk/ loose cargo (per ton)	142.66	156.93	172.62	189.88
C.	Terminal Handling Charge (Complete Cycle)				
a.	Loaded Container				
i.	TEU	2853.13	3,138.44	3,452.28	3,797.51
ii.	FEU	4565	5,021.50	5,523.65	6,076.02
b.	Empty Container				
i.	TEU	1,426.58	1,569.24	1,726.16	1,898.78
ii.	FEU	2,282.51	2,510.76	2,761.84	3,038.02
c.	LCL Cargo including container handling/loading/ unloading and stuffing and destuffing (per ton)	570.61	627.67	690.44	759.48
D.	Weightment Charge (One activity) of loaded/empty vehicles	285.33	313.86	345.25	379.78
E.	Warehousing Charges: 24 hours free time from the time of arrival				
a.	Import				
i.	2-8 days (per Kg per day)	0.17	0.19	0.21	0.23
ii.	9-30 days (per Kg per day)	0.23	0.25	0.28	0.31
iii.	31 days onwards	0.34	0.37	0.41	0.45
b.	Export				
i.	2-8 days (per Kg per day)	0.09	0.10	0.11	0.12
ii.	9-30 days (per Kg per day)	0.11	0.12	0.13	0.14
iii.	31 days onwards	0.14	0.15	0.17	0.19
c.	Open Yard Storage				
i.	2-8 days (per Kg per day)	0.09	0.10	0.11	0.12
ii.	9 days onwards (per Kg per day)	0.14	0.15	0.17	0.19
F	Parking & Storage Charges for loaded/Unloaded Vehicles (One day free)				


Operation and Management of Biratnagar ICP

Aditya Roy



[Signature]





a.	FEU				
i.	Up to 24 hrs upon arrival	Free	Free	Free	Free
ii.	2-7 days	570.61	627.67	690.44	759.48
iii.	8 days onwards	855.94	941.53	1,035.68	1,139.25
b.	Other Vehicles				
i.	Up to 24 hrs upon arrival	Free	Free	Free	Free
ii.	2-7 days	427.97	470.77	517.85	569.64
iii.	8 days onwards	570.61	627.67	690.44	759.48
G	Parking & Storage Charges of Containers				
a.	FEU Container				
	Up to 24 hrs upon arrival	Free	Free	Free	Free
i.	2-7 days	570.61	627.67	690.44	759.48
ii.	8 days onwards	855.94	941.53	1,035.68	1,139.25
b.	TEU Container				
	Up to 24 hrs upon arrival	Free	Free	Free	Free
i.	2-7 days	427.97	470.77	517.85	569.64
ii.	8 days onwards	570.61	627.67	690.44	759.48
H	Cleaning of containers				
		285.33	313.86	345.25	379.78
a.	TEU	427.97	470.77	517.85	569.64
b.	FEU				
I	Forklift Charge				
a.	Complete Cycle				
i.	TEU	4,251.74	4,676.91	5,144.60	5,659.06
ii.	FEU	8,503.50	9,353.85	10,289.24	11,318.16
b.	Single Cycle				
i.	TEU	2,215.18	2,436.70	2,680.37	2,948.41
ii.	FEU	4,428.91	4,871.80	5,358.98	5,894.88
c.	Non-containerised (per ton)	266.46	293.11	322.42	354.66
J	Sublease Charges Unfurnished room inside the ICP Premises @Rs 1071/m2 per month				

If the export is repeated through the same vehicle on the same day, the entry fee will be only 25% from the second trip onwards.

(*)Same rates will apply to loaded and empty freight vehicles. Generally, a vehicle coming empty will go back loaded and a vehicle coming loaded will go back empty or loaded.

(+) Rate will be double for hazardous cargo.


All above rates are exclusive of VAT.

Note-1. Additional Cost item not covered above but if required during the contract implementation shall be decided by the NITDB management as per the existing rate applicable in other ICP/ICD.

Aditya Roy



[Signature]






(ii) For Rail Based Nepal Customs Yard:


MAXIMUM CEILING OF CHARGES (in NPR)

S.N	Activities	FY 2082/83			FY 2083/84 & 84/85			FY 2085/86 & 86/87			FY 2087/88		
		Vehicles	Per TEU	Per FEU	Vehicles	Per TEU	Per FEU	Vehicles	Per TEU	Per FEU	Vehicles	Per TEU	Per FEU
1	Freight Vehicle Entry per entry/trip												
	(a) Commercial vehicle up to 10 ton	161.05+	-	-	177.16+	-	-	194.87+	-	-	214.38+	-	
	(b) Commercial vehicle above 10 ton	322.10+	-	-	354.31+	-	-	389.74+	-	-	428.72+	-	
	(c) Light vehicle/Bullock cart with capacity up to 5 ton	80.53	-	-	88.58	-	-	97.44	-	-	107.18	-	
	(d) Rickshaw/hand trolley	24.89	-	-	27.38	-	-	30.12	-	-	33.13	-	
Loading/Unloading/Stuffing/Destuffing (all activities)													
(a) Containerized cargo		2,262.70	2,662.00		2,488.97	2,928.20		2,737.87	3,221.02		3,011.65	3,543.12	
(b) Non-containerized break bulk/packaged bagged cargo	288.14/ton +	-	-	327.96/ton +	-	-	360.75/ton +	-	-	396.83/ton +	-	-	
(c) Non-containerized bulk/loose cargo	439.23/ton +	-	-	483.15/ton +	-	-	531.47/ton +	-	-	584.61/ton +	-	-	
3	Terminal Handling Charges												
	(a) Loaded container (complete cycle of handling)	-	4,392.30	5,629.61	-	4,831.53	6,522.57	-	5,314.88	7,174.92	-	5,846.15	
	(b) Empty container (complete cycle of handling)	-	951.67	1,464.10	-	1,046.83	1,610.51	-	1,151.51	1,771.56	-	1,266.67	
	(c) Handling of LCL cargo including container handling, loading/unloading and stuffing/destuffing	-	366.09/ton	366.03/ton	-	402.63/ton	402.63/ton	-	442.89/ton	442.89/ton	-	487.18/ton	
	(d) Transfer of loaded container for survey and other purposes (one time operation)	-	1,464.10	1,830.13	-	1,610.51	2,013.14	-	1,771.56	2,214.45	-	1,948.72	
	(e) Transfer of empty container for survey and other purposes (one time operation)	-	951.67	1,464.10	-	1,046.83	1,610.51	-	1,151.51	1,771.56	-	1,266.67	
	(f) Special charges for over dimensional container (ODC)	-	25% additional	25% additional	-	25% additional	25% additional	-	25% additional	25% additional	-	25% additional	

Aditya Roy



[Signature]




Signature


Section 6: Terms of Reference

4	Weight Charges (one activity) of loaded/empty vehicles	161.05	161.05	161.05	177.16	177.16	194.87	194.87	194.87	214.36	214.36	214.36
Warehousing Charges for goods stored at CFS and Goods Shed: 72 hours free time from the time of arrival												
(a) Imports												
5	(i) 4-10 days	10.25 paisa/kg/day	11.27 paisa/kg/day	12.40 paisa/kg/day	13.64 paisa/kg/day	14.99 paisa/kg/day	16.48 paisa/kg/day	18.11 paisa/kg/day	19.88 paisa/kg/day	21.80 paisa/kg/day	23.88 paisa/kg/day	26.13 paisa/kg/day
	(ii) 11-30 days	13.18 paisa/kg/day	14.49 paisa/kg/day	15.94 paisa/kg/day	17.54 paisa/kg/day	19.30 paisa/kg/day	21.23 paisa/kg/day	23.34 paisa/kg/day	25.63 paisa/kg/day	28.11 paisa/kg/day	30.79 paisa/kg/day	33.67 paisa/kg/day
	(iii) 31 days onwards	20.50 paisa/kg/day	22.55 paisa/kg/day	24.80 paisa/kg/day	27.28 paisa/kg/day	30.00 paisa/kg/day	32.98 paisa/kg/day	36.23 paisa/kg/day	39.76 paisa/kg/day	43.58 paisa/kg/day	47.69 paisa/kg/day	52.11 paisa/kg/day
	(b) Exports											
	(i) 4-10 days	5.86 paisa/kg/day	6.44 paisa/kg/day	7.09 paisa/kg/day	7.79 paisa/kg/day	8.54 paisa/kg/day	9.35 paisa/kg/day	10.23 paisa/kg/day	11.18 paisa/kg/day	12.20 paisa/kg/day	13.30 paisa/kg/day	14.48 paisa/kg/day
	(ii) 11-30 days	7.32 paisa/kg/day	8.05 paisa/kg/day	8.86 paisa/kg/day	9.74 paisa/kg/day	10.70 paisa/kg/day	11.74 paisa/kg/day	12.86 paisa/kg/day	14.06 paisa/kg/day	15.35 paisa/kg/day	16.73 paisa/kg/day	18.20 paisa/kg/day
(iii) 31 days onwards	10.25 paisa/kg/day	11.27 paisa/kg/day	12.40 paisa/kg/day	13.64 paisa/kg/day	14.99 paisa/kg/day	16.48 paisa/kg/day	18.11 paisa/kg/day	19.88 paisa/kg/day	21.80 paisa/kg/day	23.88 paisa/kg/day	26.13 paisa/kg/day	
(c) Open Yard Storage												
(i) 24 hours from the time of entry	Free	Free	Free	Free	Free	Free	Free	Free	Free	Free	Free	Free
(ii) 2-7 days	5.86 paisa/kg/day	6.44 paisa/kg/day	7.09 paisa/kg/day	7.79 paisa/kg/day	8.54 paisa/kg/day	9.35 paisa/kg/day	10.23 paisa/kg/day	11.18 paisa/kg/day	12.20 paisa/kg/day	13.30 paisa/kg/day	14.48 paisa/kg/day	
(iii) 8 days onwards	8.78 paisa/kg/day	9.66 paisa/kg/day	10.63 paisa/kg/day	11.69 paisa/kg/day	12.86 paisa/kg/day	14.13 paisa/kg/day	15.51 paisa/kg/day	17.00 paisa/kg/day	18.61 paisa/kg/day	20.34 paisa/kg/day	22.20 paisa/kg/day	
Parking and storage charges: Loaded/Empty												
(a) Freight vehicles												
6	(i) 24 hours from the time of entry	241.58	241.58	322.10	265.73	265.73	354.31	354.31	292.31	292.31	321.53	321.53
	(ii) 2-7 days/day	322.10	322.10	483.15	354.31	354.31	531.47	531.47	389.74	389.74	428.72	428.72
	(iii) 8 days onwards/day	Free	Free	Free	Free	Free	Free	Free	Free	Free	Free	Free
	(iv) 9 days onwards/day	Free	Free	Free	Free	Free	Free	Free	Free	Free	Free	Free
(b) Containers												
7	(i) 24 hours from the time of entry	Free	Free	Free	Free	Free	Free	Free	Free	Free	Free	Free
	(ii) 2-7 days/day	241.58	241.58	322.10	265.73	265.73	354.31	354.31	292.31	292.31	321.53	321.53
	(iii) 8 days onwards/day	322.10	322.10	483.15	354.31	354.31	531.47	531.47	389.74	389.74	428.72	428.72
	(iv) 9 days onwards/day	Free	Free	Free	Free	Free	Free	Free	Free	Free	Free	Free
Sub lease charges: Unfurnished room on the main terminal building												
8	(i) 24 hours from the time of entry	Rs. 805.26/m2 per month	Rs. 805.26/m2 per month	Rs. 835.78/m2 per month	Rs. 835.78/m2 per month	Rs. 835.78/m2 per month	Rs. 835.78/m2 per month	Rs. 835.78/m2 per month	Rs. 835.78/m2 per month	Rs. 835.78/m2 per month	Rs. 835.78/m2 per month	Rs. 835.78/m2 per month
	(ii) 2-7 days/day	20' TEU- NPR 585.64 per Container	20' TEU- NPR 644.20 per Container	20' TEU- NPR 708.62 per Container	20' TEU- NPR 779.49 per Container	20' TEU- NPR 854.99 per Container	20' TEU- NPR 936.31 per Container	20' TEU- NPR 1023.62 per Container	20' TEU- NPR 1116.83 per Container	20' TEU- NPR 1217.04 per Container	20' TEU- NPR 1324.25 per Container	20' TEU- NPR 1437.46 per Container
	(iii) 8 days onwards/day	40' FEU- NPR 878.46 per Container	40' FEU- NPR 966.31 per Container	40' FEU- NPR 1062.54 per Container	40' FEU- NPR 1166.23 per Container	40' FEU- NPR 1277.46 per Container	40' FEU- NPR 1395.19 per Container	40' FEU- NPR 1520.42 per Container	40' FEU- NPR 1653.15 per Container	40' FEU- NPR 1793.38 per Container	40' FEU- NPR 1941.11 per Container	40' FEU- NPR 2097.34 per Container
	(iv) 9 days onwards/day	Break Bulk cargo - NPR 22.63 Per ton	Break Bulk cargo - NPR 24.89 Per ton	Break Bulk cargo - NPR 27.38 Per ton	Break Bulk cargo - NPR 30.12 Per ton	Break Bulk cargo - NPR 33.14 Per ton	Break Bulk cargo - NPR 36.45 Per ton	Break Bulk cargo - NPR 40.06 Per ton	Break Bulk cargo - NPR 43.98 Per ton	Break Bulk cargo - NPR 48.21 Per ton	Break Bulk cargo - NPR 52.75 Per ton	Break Bulk cargo - NPR 57.60 Per ton
Railway freight to and from ICD to International Border												
Bulk Cargo and Loose Cargo- NPR 17.30 Per ton												
Bulk Cargo and Loose Cargo- NPR 19.03 Per ton												
Bulk Cargo and Loose Cargo- NPR 20.84 Per ton												
Bulk Cargo and Loose Cargo- NPR 23.03 Per ton												

Signature




Signature



Note:

1. TEU = Twenty Foot Equivalent Unit, FEU = Forty Foot Equivalent Unit.
2. + Rates will be double for hazardous cargo.
3. Same rates will apply to loaded and empty freight vehicles. A vehicle coming empty will go back loaded and a vehicle coming loaded will go back empty or loaded.
4. If the export is repeated through the same vehicle on the same day, the entry fee will be only 25% from the second trip onwards.
5. All above rates are of exclusive of VAT.

Aditya Roy



[Signature]



[Signature]