

NEPAL ATLAS

CASTE & ETHNIC GROUPS



NEPAL ATLAS: CASTE & ETHNIC GROUPS

NATIONAL FOUNDATION FOR DEVELOPMENT OF INDIGENOUS NATIONALITIES (NFDIN)



NATIONAL FOUNDATION FOR DEVELOPMENT
OF INDIGENOUS NATIONALITIES (NFDIN)

NEPAL ATLAS CASTE AND ETHNIC GROUPS

Yogendra B. Gurung | Sher B. Gurung | Bidhya Shrestha | Padma P. Khatiwada



Government of Nepal
NATIONAL FOUNDATION FOR DEVELOPMENT OF INDIGENOUS NATIONALITIES
SANEPAN, LALITPUR

NEPAL ATLAS: CASTE AND ETHNIC GROUPS

Copyright © National Foundation for Development of Indigenous Nationalities (NFDIN)

Published by

National Foundation for Development of Indigenous Nationalities (NFDIN)

Government of Nepal

Sanepa, Lalitpur, NEPAL

Phone: (+977) - 01-5183 252 / 01-5183 332 / 01-5183 165

E-mail: mail@nfdin.gov.np

Website: <https://nfdin.gov.np/nfdin/default/engindex/>

ISBN:

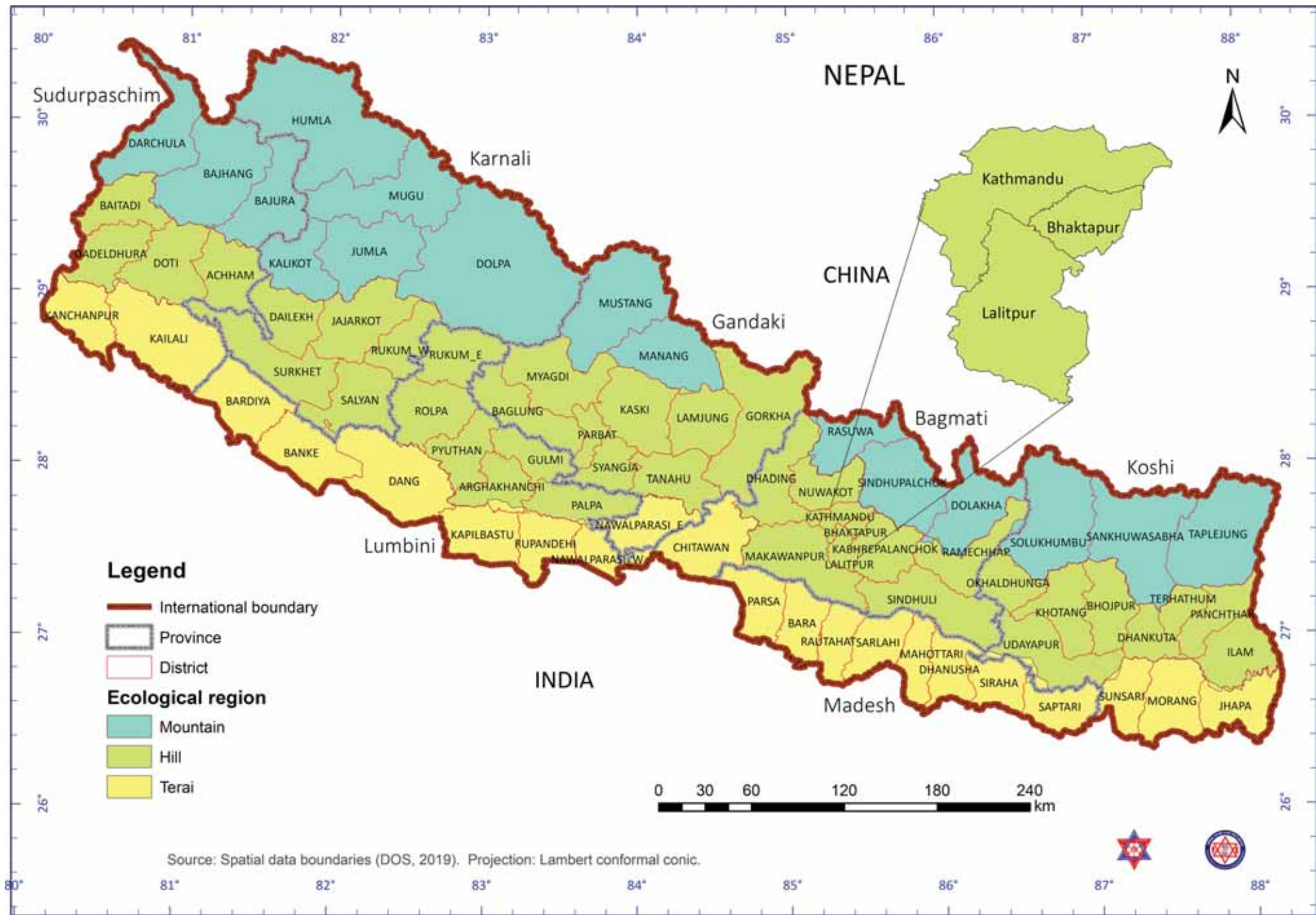
First Published: June 2025

500 Copies

Reproduction

This publication may be reproduced in whole or in part and in any form for educational or non-profit purposes without special permission from the copyright holder, provided acknowledgement of the source is made. No use of this publication may be made for resale or for any other commercial purpose whatsoever without prior permission in writing from NFDIN.

Printed in Nepal



80° 81° 82° 83° 84° 85° 86° 87° 88°

30°

Sudurpaschim

HUMLA

Karnali

DARCHULA

BAJHANG

BAJURA

MUGU

BAITADI

MADELDHURA

DOTI

ACHHAM

KALIKOT

JUMLA

DOLPA

MANANG

MUSTANG

Gandaki

Kathmandu

Bhaktapur

Lalitpur

CHINA

CHITAWAN

DAILEKH

JAJARKOT

RUKUM_W

RUKUM_E

MYAGDI

MANANG

PARBAT

LAMJUNG

GORKHA

RASUWA

Bagmati

29°

LANCHANPUR

KAILALI

SURKHET

BARDIYA

SALYAN

ROLPA

BAGLUNG

KASKI

LAMJUNG

GORKHA

RASUWA

Bagmati

28°

DANG

PYUTHAN

GULMI

SYANGJA

TANAHU

DHADING

NUWAKOT

SINDHUPALCHOK

DOLAKHA

Koshi

SOLUKHUMBU

SANKHUWASABHA

TAPLEJUNG

Lumbini

KAPILBASTU

RUPANDEHI

NAWALPARASI_E

NAWALPARASI_W

MAKAWANPUR

KATHMANDU

BHAKTAPUR

LALITPUR

KABHREPALANCHOK

RAMECHHAP

OKHALDHUNGA

27°

INDIA

Madesh

PARSA

BARA

RAUTAHATSARLAHI

MAHOTTARI

DHANUSHA

SIRAHA

SAPTARI

SUNSATI

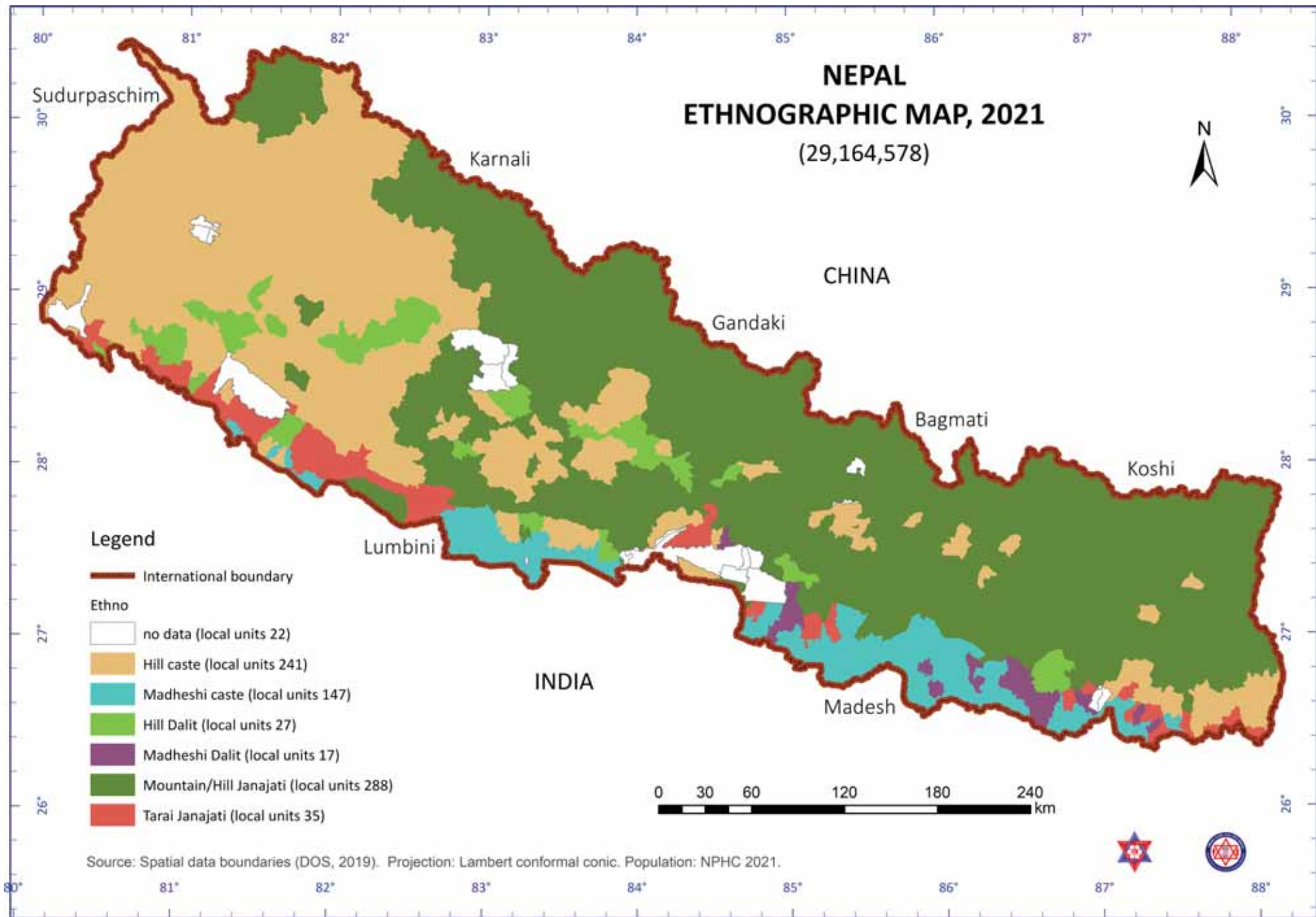
MORANG

JHAPA

0 30 60 120 180 240 km

26°

80° 81° 82° 83° 84° 85° 86° 87° 88°



FOREWORD

The new Constitution of Federal Democratic Republic of Nepal 2015 recognizes the country's diversity with multi-ethnic, multi-lingual, multi-religious, multi-cultural, and diverse regional characteristics and emphasizes protection and promotion of social and cultural solidarity, tolerance, harmony, and unity in diversity. With this constitutional mandate, the government takes precedence in Nepal's pursuit of inclusive development. The 2030 Agenda for Sustainable Development endeavors to eradicate poverty in all its manifestations through expansion of social protection measures and advancement of inclusive development, which Nepal has adeptly amalgamated into its national development frameworks.

In order to understand this social and cultural diversity, information on caste and ethnicity and mother tongue is necessary. The Nepal Population and Housing Census (NPHC) 2021 indicates that there are 142 distinct caste and ethnic groups. NPHC 2021 is the fourth iteration since 1991 after the restoration of democracy, with a significant increase from 59 caste and ethnic groups in 1991 to 142 in 2021. On this backdrop, National Foundation for Development of Indigenous Nationalities (NFDIN) felt an urgent need to geographically map population groups according to caste/ethnicity, entailing a comprehensive examination of both the scale and distribution of the country's 142 distinct caste and ethnic groups. Consequently, we have this *Nepal Atlas: Caste and Ethnic Groups* at hand. Accomplishment of this work has been made possible through the dedicated effort of the study team members.

This Atlas provides district-level information on 142 caste and ethnic groups in tables and Geographic Information System (GIS) plotting based

on 753 local units in a single document so that policy makers, planners, academicians, researchers, and students can easily access various information related to caste and ethnicity in a single book. The distribution pattern of ethnic/caste groups will be a useful basis for program planning in affirmative action for Adivasi-Janajatis and Dalits who are highly marginalized.

I would like to express my gratitude to Prof. Dr. Yogendra B. Gurung for his valuable time for interpretation of caste/ethnicity data and for valuable advice on data analysis and map preparation. I would also like to extend my sincere thanks to Mr. Sher Bahadur Gurung for preparing the maps, and to Dr. Bidhya Shrestha and Dr. Padma Prasad Khatiwada for analyzing data and preparing tables.

Sincere thanks goes to Prof. Dr. Bal Kumar KC the valuable comments and feedback. I also would like to thank Mahesh Raj Maharjan for copy-editing. Last but not the least, officials of Population Section from National Statistics Office (NSO) deserve thanks for providing us the required data. Special thanks goes to Mr. Dol Narayan Shrestha from NSO for providing data as per the dummy prepared by the study team.


.....
Resham Gurung
Vice-Chairperson
NFDIN

TABLE OF CONTENTS

FOREWORD	i
LIST OF MAPS AND TABLES	iii
1. INTRODUCTION	iv
2. METHODOLOGY AND OUTPUT	v
2.1 Digital database.....	vii
2.2 Preparation of GIS database.....	vii
2.3 Preparation of the Atlas	vii
3. CASTE AND ETHNICITY IN NEPAL	vii
3.1 Changes in the number of caste/ethnic groups	viii
3.2 Change in caste/ethnic population	viii
3.3 Current status of caste/ethnic population, 2021	ix
3.4 District-level caste/ethnic population, 2021	xii
3.5 Caste/ethnic diversity by district.....	xiii
REFERENCES CITED	xiii

LIST OF TABLES

Table A: Number of caste/ethnic groups	vii
Table B: Distribution of population by social group, 1991–2021.....	ix
Table C: Caste/ethnic groups by size of population, 2021	ix
Table D: Population distribution by caste/ethnic group, 2021	x
Table E: Population distribution by caste/ethnic group, 2021.....	xi
Table F: Presence of caste/ethnic groups by district, 2021	xi
Table G: Caste/ethnic diversity index by district, 2021.....	xiv
MAPS: Caste/ethnicity by local units (A–F & 1–143).....	2–150
TABLES: Caste/ethnicity by district (A–F & 1–145)	152–302
ANNEX: No. of caste/ethnic groups by palika and district (1–7)	304–310

LIST OF MAPS AND TABLES

SN	Caste/ethnicity	Page no.		SN	Caste/ethnicity	Page no.		SN	Caste/ethnicity	Page no.		SN	Caste/ethnicity	Page no.	
		Map	Table			Map	Table			Map	Table			Map	Table
A. Hill Caste				39	Dev	42	192	76	Majhi	82	232	116	Raute	122	272
1	Kshetri	3	153	40	Chai/Khulaut	43	193	77	Chepang/Praja	83	233	117	Walung	123	273
2	Brahman-Hill	4	154	41	Beldar	44	194	78	Sunuwar	84	234	118	Lhomi	124	274
3	Thakuri	5	155	42	Kamar	45	195	79	Ghale	85	235	119	Surel	125	275
4	Sanyasi/Dasnami	6	156	43	Done	46	196	80	Kulung	86	236	120	Kusunda	126	276
B. Madhesi Caste				44	Nurang	47	197	81	Thami	87	237	121	Bankariya	127	277
5	Yadav	8	158	C. Hill Dalits				82	Darai	88	238	F. Tarai Janajatis			
6	Teli	9	159	45	Bishwokarma	49	199	83	Yakkha	89	239	122	Tharu	129	279
7	Koiri/Kushwaha	10	160	46	Pariyar	50	200	84	Bhote	90	240	123	Dhanuk	130	280
8	Kurmi	11	161	47	Mijar	51	201	85	Bantawa	91	241	124	Rajbansi	131	281
9	Brahman-Tarai	12	162	48	Badi	52	202	86	Pahari	92	242	125	Ranatharu	132	282
10	Mallaha	13	163	49	Gaine	53	203	87	Chamling	93	243	126	Danuwar	133	283
11	Kewat	14	164	D. Madhesi Dalits				88	Chhantyal/Chhantel	94	244	127	Santhal	134	284
12	Kanu	15	165	50	Chamar/Harijan/Ram	55	205	89	Thakali	95	245	128	Oraon/Kudukh	135	285
13	Hajam/Thakur	16	166	51	Musahar	56	206	90	Bote	96	246	129	Gangai	136	286
14	Kalwar	17	167	52	Dusadh/Pasawan/Pasi	57	207	91	Pun	97	247	130	Dhimal	137	287
15	Nuniya	18	168	53	Tatma/Tatwa	58	208	92	Hyolmo/Yholmopa	98	248	131	Khawas	138	288
16	Sudhi	19	169	54	Khatwe	59	209	93	Yamphu	99	249	132	Tajpuriya	139	289
17	Lohar	20	170	55	Dhobi	60	210	94	Baram/Baramu	100	250	133	Gondh/Gond	140	290
18	Bin	21	171	56	Bantar/Sardar	61	211	95	Nachhiring	101	251	134	Kewarat	141	291
19	Kumhar	22	172	57	Kori	62	212	96	Bahing	102	252	135	Meche	142	292
20	Sonar	23	173	58	Dom	63	213	97	Thulung	103	253	136	Munda	143	293
21	Haluwai	24	174	59	Khatik	64	214	98	Jirel	104	254	137	Pattharkatta/ Kushwadiya	144	294
22	Baraee	25	175	60	Sarbaria	65	215	99	Khaling	105	255	138	Kisan	145	295
23	Kahar	26	176	61	Dhankar/Dharikar	66	216	100	Aathpahariya	106	256	139	Koche	146	296
24	Baniyan	27	177	62	Halkhor	67	217	101	Dolpo	107	257	G. Religious/Linguistic Groups			
25	Kathabaniyan	28	178	63	Natuwa	68	218	102	Mewahang	108	258	140	Musalman	147	297
26	Badhaee/Badhee	29	179	64	Dhandi	69	219	103	Byasi/Sauka	109	259	141	Bangali	148	298
27	Rajput	30	180	65	Chidimar	70	220	104	Dura	110	260	142	Punjabi/Sikh	149	299
28	Amat	31	181	66	Kalar	71	221	105	Raji	111	261	H. Others			
29	Lodh	32	182	E. Mountain/Hill Janajatis				106	Sampang	112	262	143	Foreigner	150	300
30	Gaderi/Bhediyar	33	183	67	Magar	73	223	107	Chumba/Nubri	113	263	144	Others	-	301
31	Marwadi	34	184	68	Tamang	74	224	108	Lepcha	114	264	145	Caste/ethnicity not stated	-	302
32	Kayastha	35	185	69	Newa: (Newar)	75	225	109	Hayu	115	265				
33	Bhumihar	36	186	70	Rai	76	226	110	Loharung	116	266				
34	Rajbhar	37	187	71	Gurung	77	227	111	Mugal/Mugum	117	267				
35	Rauniyar	38	188	72	Yakthung/Limbu	78	228	112	Karmarong	118	268				
36	Mali	39	189	73	Sherpa	79	229	113	Lhopa	119	269				
37	Rajdhob	40	190	74	Kumal	80	230	114	Fri	120	270				
38	Dhunja	41	191	75	Gharti/Bhujel	81	231	115	Topkegola	121	271				

1. INTRODUCTION

Nepal, with an area of 147,516 km² and a population of 29,164,578, ranks 95th in the world by size and 49th by population. It is a country of diversity with multi-ethnic and multi-lingual population adopting multi-religious and multi-cultural identities. According to the Nepal Population and Housing Census (NPHC) 2021, the country's population is classified into 142 castes and ethnic groups. NPHC 2021 is the fourth series recording and publishing census data on caste and ethnicity since the restoration of democracy in 1990. There is a continuous rise in the number of caste and ethnic groups, from 59 in 1991 to 142 in 2021.

Caste/ethnicity in Nepal is considered an inherent identity that is determined at birth and remains constant throughout one's life. Caste/ethnicity encompasses three identities simultaneously: caste and ethnic identity, cultural identity, and geographical identity. Religion is also closely intertwined with these identities. While there is an increasing trend of mixed residential areas due to rapid urbanization and globalization, most of the population groups traditionally reside in specific locations. Geography serves not only as a residential identity, such as mountain people, hill people, and Tarai and Madheshi people, but also as a representation of caste, ethnicity, and culture. Specific caste and ethnic groups are traditionally associated with specific territories or geographical locations. Therefore, exploring specific caste and ethnic groups also entails studying their distinct cultures and geographies.

Diversity can be both strength and weakness for the development of a country. If diversity is not carefully addressed through mainstream policy measures, there is a higher chance of exclusion of some groups, leading to increased inequality. On the other hand, when diversity is well managed by the state through mainstream development policy measures, it can be a source of strength. As Stephen R. Covey (June 24, 2022) said, "Strength lies in differences, not in similarities". Similarly, as Yarrive Konsky (June 15, 2017) said, "The beauty of this world lies in the diversity of its people".

¹ <https://www.globalalliancepr.org/thoughts/2022/6/24/strength-lies-in-differences-not-in-similarities>.

² <https://developingsuperleaders.wordpress.com/2016/12/05/the-beauty-of-the-world-lies-in-the-diversity-of-its-people-author-unknown/>

³ <https://www.unicef.org/nepal/reports/resilient-social-protection-inclusive-development>

Taking care of diversity can lead to the flourishing of society and the country.

The 2030 Agenda for Sustainable Development aims to eradicate poverty in all its forms by expanding social protection for everyone and promoting inclusive development. Nepal has effectively incorporated the Sustainable Development Goals (SDGs) into its national development frameworks. As a result, the country is heading toward achieving inclusive and robust economic growth while ensuring social justice and empowerment for all its citizens, both economically and socially (NPC, 2017). As inclusive development is a key aspect of the Constitution of Nepal, addressing diversity and inclusion of different caste and ethnic groups is at the forefront of inclusive development. This reality highlights the need to map population groups based on caste and ethnicity in geographical settings, encompassing both their size and distribution.

Population mapping is an increasing trend worldwide for visualization and related information features in geographic space using Geographic Information System, GIS (ESRI, n.d.; Eichelberger et al., 2022; Jain & Kaur, 2021). GIS is a strong tool to enhance population data, processing, presentation, and explanatory information related to mapping. GIS is also a system designed to capture, store, manipulate, analyze, manage, and present all types of geographical data. Visualizing large amounts of information interactively is one of the most attractive and useful capabilities of GIS. So, the population of Nepal has been mapped based on the local units (Gurung, Gurung & Chidi, 2007; Chapagain et al., 2014). The present work produces an atlas of caste and ethnic groups of Nepal with GIS maps. It visualizes distribution and concentration of population of each of the 142 caste and ethnic groups recorded by NPHC 2021 based on present local administrative unit, that is, rural/urban municipality (palika). Expectedly, caste and ethnicity data plotting into 753 local units would have more precision in visualizing their spatial distribution than plotting into 75 districts that was previous done by Gurung, Gurung, and Chidi (2007). The output of this work informs audiences such as policy makers, researchers, students, and social workers.

2. METHODOLOGY AND OUTPUT

2.1 Digital database

The digital database contains both spatial and non-spatial data concerning the provinces, districts, and local units of Nepal. The administrative boundaries used in the maps were adopted from the Survey Department, Ministry of Land Management, Government of Nepal (DOS, 2020). The spatial data include the following:

- Administrative boundary (local, provincial, ecological)
- Drainage characteristics (major streams)
- Accessibility (major roads)
- Height information (contour lines)

Furthermore, the Atlas utilizes population data disaggregated by 142 caste and ethnic groups produced by NPHC 2021 (NSO, 2021). The attribute data essentially covers the distribution of each of the 142 caste and ethnicity groups according to the 753 palikas.

2.2 Preparation of GIS database

For the mapping process, open source GIS software was used in this Atlas, which follows the following procedures:

- Required map data such as administrative boundary, road, river, and altitude were collected and entered into the computer through digitizing (preparing spatial digital database) using ArcGIS software.
- Spatial data of provinces, districts, and local units were integrated into the GIS database. Description, annotation, and all field-collected attribute data were included in the feature attribute table.
- A standard coding system was used for mapping provinces, districts, and local units, and for integrating spatial data with attribute data. Each data element (settlement, rural

municipality/municipality, district, and province) was assigned a unique code.

2.3 Preparation of atlas

A comprehensive digital database was developed that included both spatial and non-spatial data related to provinces, districts, and local units of Nepal. Tables for each of the 142 caste/ethnic groups were prepared and illustrated along with maps. Preparation of the Atlas involved use of spatial data from the Survey Department and population data from the National Statistics Office (NSO), utilizing GIS. The concentration of population statistics was calculated using GIS tools such as Dot Density and classification to create maps visualizing population statistics along with other features like major roads, rivers, and administrative boundaries.

Consultation meetings were held with officials and researchers for better visualization of the information. The GIS data was analyzed to create thematic maps and tables. Individual maps were developed for each variable, combining spatial information of geographical units (province, district, and palika) into unified cartographic representations (Maps 1–143 and Annex). Tabular presentations were compiled for 142 caste/ethnic groups, complemented by corresponding maps.

It is important to note that the data tables for each caste/ethnic group were arranged according to district, while GIS plotting adhered to the local unit. Notably, only the caste/ethnic groups with a population count of 10 or higher were incorporated into the GIS plotting.

3. CASTE AND ETHNICITY IN NEPAL

Nepal's population can be broadly categorized into three primary groups: caste, ethnic, and those unaffiliated with either caste or ethnic distinctions. The caste group encompasses social strata predominantly identified as Hindus, characterized by the hierarchical Hindu varnashram system, known as jat. Dalits, previously within the jat system, have now been specifically designated as Dalits to prioritize policy focus and uplift them from historical discrimination rooted in caste-based untouchability. These caste groups and Dalits are prevalent in both the Hills and Madhesh/Tarai regions, delineated respectively as Hill castes and Hill Dalits, and Madheshi castes and Madheshi Dalits. The term ethnic group pertains to communities possessing distinct language, culture, and native territory exempt from the jat system. In Nepal, they are alternatively referred to as Indigenous Nationalities, Adivasi-Janajati, or simply Janajati. Essentially, Janajatis are geographically distributed, while caste groups are hierarchically stratified based on ritual status (Gurung, Gurung, and Chidi, 2007).

Maps are prepared for 142 caste/ethnic groups and illustrated alongside the tables. In addition, ethnographic and linguistic map are presented at the outset of the document. The maps were prepared based on dominant caste/ethnic and linguistic groups in terms of population in each local unit to inform their distribution in the country in general.

3.1 Changes in the number of caste/ethnic groups

The 1991 census, after the restoration of democracy, was the first in the census history of Nepal to publish caste/ethnicity data. The 1991 census recorded 59 different caste and ethnic groups that included 20 caste groups, 10 Dalits, 26 Janajatis and 3 religious/linguistic groups (Table A). This was the result of restoration of democracy that played a crucial role in providing an avenue of freedom of expression and identification in terms of caste/ethnic identity.

The number of groups increased from 59 in 1991 to 98 in 2001, to 125 in 2011, and to 142 in the current 2021 census. The largest increment was recorded for all Janajatis (47), from 35 among Mountain/Hill Janajatis and from 12 among Tarai Janajatis in 1991. Similarly, Madheshi caste groups increased from 16 in 1991 to 40 in 2021, which is an increase by 24 during three decades. Madheshi Dalits and Tarai Janajatis also got increased by 12 during this period, whereas Hill caste groups, including Hill Dalits, remained unchanged. This suggests that the process of identification with caste/ethnic identity is on rise, indicating further increment in forthcoming censuses.

Table A: Number of caste/ethnic groups

Social Groups	Number of caste/ethnicity				Change in no. (1991–2021)
	1991	2001	2011	2021	
Caste Groups	20	35	44	44	24
Hill Caste	4	4	4	4	No change
Madheshi Caste	16	31	40	40	24
Dalits	10	15	15	22	12
Hill Dalits	5	5	5	5	No change
Madheshi Dalits	5	10	10	17	12
Janajatis	26	45	63	73	47
Mountain/Hill Janajatis	20	31	48	55	35
Tarai Janajatis	6	14	15	18	12
Religious/Linguistic Groups	3	3	3	3	No change
Musalman	1	1	1	1	No change
Bangali	1	1	1	1	No change
Punjabi/Sikh	1	1	1	1	No change
Total Number	59	98	125	142	83

Source: Census 1991, 2001, 2011, and 2021.

3.2 Change in caste/ethnic population

Change in population structure has led to significant demographic shifts with far-reaching social, economic, and political implications. Social stratification has changed over time, as recorded in database since the 1991 census (Table B). Over the last three decades, census data reveals a 63.7 percent increase in the population of caste groups. The Hill caste group expanded by 50.5 percent, while the Madheshi caste group almost doubled, marking a 96.2 percent rise. The Dalit community saw a significant growth, with an increase of 77.1 percent. Hill Dalits increased by 54.8 percent and Madheshi Dalits increased by 139.1 percent. Janajatis increased by 55.5 percent, with Mountain/Hill Janajatis and Tarai Janajatis growing by 50.1 and 73.5 percent respectively. Religious and linguistic groups also more than doubled in size, with a 113.43 percent increase, notably the Musalman group (116.7% increase). Other significant changes included a 74.5 percent growth in the Bengali population, while the Punjabi/Sikh population declined by 80.1 percent.

Almost all groups, except Punjabi/Sikhs, experienced population growth over the three decades. The increase in population of Madheshi castes, Madheshi Dalits, and Janajatis is mainly due to the contribution of newly identified groups. The increased number and size of caste/ethnic groups indicate that Nepal is undergoing a significant demographic shift, marked by increased diversity across most social groups. These trends have deep-seated implications for the nation's socio-economic development, cultural identity, and policy-making.

3.3 Current status of caste/ethnic population, 2021

According to the 2021 census, only nine caste/ethnic groups have a population of one million and above (Table C). They include three caste groups (Kshetri, Brahman–Hill, and Yadav), one Dalit group (Bishwokarma), and four Janajati groups (Magar, Tamang, Newa, and Tharu). One hundred and two groups have a population of less than 100,000, of which 87 have less than 50,000; 53 have less than 10,000; 33 have less than 5,000; and 11 have less than 1,000. Caste/

ethnic groups with population less than 10,000 are mostly Janajatis (37 groups), both Mountain/Hill and Tarai Janajatis; followed by Dalits (9 groups), both Hill and Madheshi; and six Madheshi caste groups. Those with less than 1,000 population include nine Hill/Mountain Janajatis, one Madheshi caste, and one Madheshi Dalit.

The demographic composition of Nepal shows that the Hill caste group (Table D) significantly influences the population. The Kshetri caste is the largest with a population of 4,796,995, while the Sanyasi is the smallest with a population of 198,849. In the Madheshi caste, the Yadav group is the largest with a population of 1,228,581, followed by Teli with a population of 431,347. Notably, ten caste groups in this category represent less than one percent of the population each, with Nurang having only 36 individuals. Hill Dalits make up 8.6 percent of the total population, with the Bishwokarma group having the largest population (1,470,010) and the Gaine group having the smallest (6,971). Conversely, among the Madheshi Dalits, the Chamar/Harijan/Ram group is the most populous, with a population of 393,255, while the Kalar group is the least populous, with 931 individuals. The demographic composition indicates a significant presence of Mountain/Hill Janajatis, contributing nearly 26.1 percent of the total population. The Magar represents the largest group (2,013,498), followed by the Tamang with a population of 1,639,866, and the Newa (Newar) with a population of 1,341,363.

The data provides an overview of the ethnic and caste composition of Nepal's population. The Tarai Janajatis are predominantly represented by the Tharu caste, comprising 1,807,124 persons, whereas the smallest group is Koche, with 847 persons. Additionally, religious/linguistic groups constitute approximately 5 percent of the total population, with the Musalman group being the largest at 1,418,677 persons. This data exemplifies the rich ethnic and caste diversity in Nepal, encompassing both Hill and Madheshi caste groups, as well as substantial number of Janajatis and religious/linguistic minorities.

Table B: Distribution of population by social group, 1991–2021

Social Groups	Population 1991		Population 2001		Population 2011		Population 2021		Population change (1991-2021)	
	N	%	N	%	N	%	N	%	% Change	Multiples
Caste Groups	82,23,737	44.47	1,03,79,532	45.65	1,22,08,343	46.08	1,34,64,964	46.17	63.73	1.64
Hill Caste	58,37,736	31.57	70,23,220	30.89	82,78,401	31.25	87,82,687	30.11	50.45	1.50
Madhesi Caste	23,86,001	12.90	33,56,312	14.76	39,29,942	14.83	46,82,277	16.05	96.24	1.96
Dalits	22,01,781	11.91	25,01,781	11.00	33,19,413	12.53	38,98,990	13.37	77.08	1.77
Hill Dalits	16,19,434	8.76	16,15,577	7.11	21,51,626	8.12	25,06,612	8.59	54.78	1.55
Madhesi Dalits	5,82,347	3.15	8,86,204	3.90	11,67,787	4.41	13,92,378	4.77	139.10	2.39
Janajatis	65,72,265	35.54	84,55,442	37.19	94,86,414	35.81	1,02,18,570	35.04	55.48	1.55
Mountain/Hill Janajatis	50,68,859	27.41	64,26,525	28.26	71,25,835	26.90	76,10,379	26.09	50.14	1.50
Tarai Janajatis	15,03,406	8.13	20,28,917	8.92	23,60,579	8.91	26,08,191	8.94	73.49	1.73
Religious/Linguistic Groups	6,72,034	3.63	9,88,863	4.35	11,98,013	4.52	14,34,323	4.92	113.43	2.13
Musalman	6,54,833	3.54	9,75,949	4.29	11,64,255	4.39	14,18,677	4.86	116.65	2.17
Bangali	7,909	0.04	9,860	0.04	26,582	0.10	13,800	0.05	74.48	1.74
Punjabi/Sikh	9,292	0.05	3,054	0.01	7,176	0.03	1,846	0.01	-80.13	0.20
Foreigner/Other/NS	8,21,280	4.44	4,11,316	1.81	2,82,321	1.07	1,47,731	0.51	-82.01	0.18
Total Count	1,84,91,097	100.00	2,27,36,934	100.00	2,64,94,504	100.00	2,91,64,578	100.00	57.72	1.58

Source: Census 1991, 2001, 2011, and 2021.

Table C: Caste/ethnic groups by size of population, 2021

Population size	Number	Caste groups	Dalits	Janajatis	Others
1,000,000 & above	9	Hill: Kshetri, Brahman–Hill, Madhesh: Yadav	Hill: Bishwokarma	Hill: Magar, Tamang, Newa: (Newar) Tarai: Tharu	Musalman
100,000 – 999,000	31	Hill: Thakuri, Sanyasi/Dasnami, Madhesh: Teli, Koiri/Kushwaha, Kurmi, Brahman–Tarai, Mallaha, Kewat, Kanu, Hajam/Thakur, Kalwar, Sudhi, Lohar, Nuniya	Hill: Mijar, Pariyar, Madhesh: Musahar, Chamar/Harijan/Ram, Dusadh/Pasawan/Pasi, Tatma/Tatwa, Khatwe, Dhobi	Hill: Rai, Gurung, Yakthung/Limbu, Sherpa, Kumal, Gharti/Bhujel, Majhi Tarai: Dhanuk Rajbansi	
50,000 – 99,000	15	Madhesh: Bin, Kumhar, Sonar, Haluwai, Baraee, Kahar, Baniyan, Kathabaniyan, Badhaee/Badhee	Madhesh: Bantar/Sardar	Hill: Sunuwar, Chepang/Praja, Tarai: Santhal, Ranatharu, Danuwar	
10,000 – 49,000	34	Madhesh: Rajput, Amat, Lodh, Gaderi/Bhediya, Marwadi, Kayastha, Bhumihar, Rajbhar, Rauniyar, Mali, Rajdhob, Dhunia	Hill: Badi Madhesh: Kori, Dom	Hill: Ghale, Kulung, Thami, Darai, Yakkha, Bhote, Bantawa, Chamling, Chhantyal/Chhantel, Thakali, Bote, Pahari, Tarai: Dhimal, Khawas, Tajpuriya, Oraon/Kudukh, Gangai, Gondh/Gond	Bangali
5,000 – 9,999	21	Madhesh: Dev	Hill: Gaine Madhesh: Khatik, Sarbaria	Hill: Pun, Hyolmo/Yholmopa, Yamphu, Baram/Baramu, Nachhiring, Bahing, Thulung, Jirel, Khaling, Aathpahariya, Dolpo, Mewahang, Byasi/Sauka, Dura, Raji, Tarai: Meche, Kewarat	
1,000 – 4,999	21	Madhesh: Chai/Khulaut, Beldar, Kamar, Done	Madhesh: Halkhor, Natuwa, Dhankar/Dharikar, Dhandi, Chidimar	Hill: Sampang, Chumba/Nubri, Lepcha, Hayu, Lhopa, Loharung, Mugal/Mugum, Karmarong, Tarai: Pattharkatta/ Kushwadiya, Munda, Kisan	Punjabi/Sikh
Less than 1,000	11	Madhesh: Nurang	Madhesh: Kalar	Hill: Fri, Koche, Topkegola, Raute, Walung, Lhomi, Surel, Kusunda, Bankariya	
Total Number	142	44	22	73	3

Table D: Population distribution by caste/ethnic group, 2021

SN	Caste/ethnicity	Pop.	%	SN	Caste/ethnicity	Pop.	%	SN	Caste/ethnicity	Pop.	%	SN	Caste/ethnicity	Pop.	%			
A. Hill Caste				39	Dev	7,418	0.03	76	Majhi	1,11,352	0.38	116	Raute	566	0.00			
1	Kshetri	47,96,995	16.45	40	Chai/Khulaut	4,805	0.02	77	Chepang/Praja	84,364	0.29	117	Walung	481	0.00			
2	Brahman-Hill	32,92,373	11.29	41	Beldar	3,037	0.01	78	Sunuwar	78,910	0.27	118	Lhomi	355	0.00			
3	Thakuri	4,94,470	1.70	42	Kamar	2,532	0.01	79	Ghale	35,434	0.12	119	Surel	318	0.00			
4	Sanyasi/Dasnami	1,98,849	0.68	43	Done	2,125	0.01	80	Kulung	33,388	0.11	120	Kusunda	253	0.00			
B. Madheshi Caste				44	Nurang	36	0.00	81	Thami	32,743	0.11	121	Bankariya	180	0.00			
5	Yadav	12,28,581	4.21	C. Hill Dalit				25,06,612	8.59	82	Darai	18,695	0.06	F. Tarai Janajatis			26,08,191	8.94
6	Teli	4,31,347	1.48	45	Bishwokarma	14,70,010	5.04	83	Yakkha	17,460	0.06	122	Tharu	18,07,124	6.20			
7	Koiri/Kushwaha	3,55,707	1.22	46	Pariyar	5,65,932	1.94	84	Bhote	15,818	0.05	123	Dhanuk	2,52,105	0.86			
8	Kurmi	2,77,786	0.95	47	Mijar	4,52,229	1.55	85	Bantawa	15,719	0.05	124	Rajbansi	1,32,564	0.45			
9	Brahman-Tarai	2,17,774	0.75	48	Badi	11,470	0.04	86	Pahari	15,015	0.05	125	Ranatharu	83,308	0.29			
10	Mallaha	2,07,006	0.71	49	Gaine	6,971	0.02	87	Chamling	12,178	0.04	126	Danuwar	82,784	0.28			
11	Kewat	1,84,298	0.63	D. Madheshi Dalit				13,92,378	4.77	88	Chhantyal/Chhantel	11,963	0.04	127	Santhal	57,310	0.20	
12	Kanu	1,52,868	0.52	50	Chamar/Harijan/Ram	3,93,255	1.35	89	Thakali	11,741	0.04	128	Oraon/Kudukh	46,840	0.16			
13	Hajam/Thakur	1,36,487	0.47	51	Musahar	2,64,974	0.91	90	Bote	11,258	0.04	129	Gangai	41,446	0.14			
14	Kalwar	1,34,914	0.46	52	Dusadh/Pasawan/Pasi	2,50,977	0.86	91	Pun	9,827	0.03	130	Dhimal	25,643	0.09			
15	Nuniya	1,08,723	0.37	53	Tatma/Tatwa	1,26,018	0.43	92	Hyolmo/Yholmopa	9,819	0.03	131	Khawas	22,551	0.08			
16	Sudhi	1,07,380	0.37	54	Khatwe	1,24,062	0.43	93	Yamphu	9,111	0.03	132	Tajpuriya	20,989	0.07			
17	Lohar	1,00,680	0.35	55	Dhobi	1,01,089	0.35	94	Baram/Baramu	7,859	0.03	133	Gondh/Gond	12,267	0.04			
18	Bin	96,974	0.33	56	Bantar/Sardar	61,687	0.21	95	Nachhiring	7,300	0.03	134	Kewarat	8,809	0.03			
19	Kumhar	95,724	0.33	57	Kori	20,670	0.07	96	Bahing	6,547	0.02	135	Meche	5,193	0.02			
20	Sonar	93,380	0.32	58	Dom	19,901	0.07	97	Thulung	6,239	0.02	136	Munda	3,589	0.01			
21	Haluwai	71,796	0.25	59	Khatik	9,152	0.03	98	Jirel	6,031	0.02	137	Pattharkatta/ Kushwadiya	3,343	0.01			
22	Baraee	68,011	0.23	60	Sarbaria	5,793	0.02	99	Khaling	5,889	0.02	138	Kisan	1,479	0.01			
23	Kahar	59,882	0.21	61	Dhankar/Dharikar	4,090	0.01	100	Aathpahariya	5,878	0.02	139	Koche	847	0.00			
24	Baniyan	53,655	0.18	62	Halkhor	2,929	0.01	101	Dolpo	5,818	0.02	G. Religions/Linguistic groups			14,34,323	4.92		
25	Kathabaniyan	52,466	0.18	63	Natuwa	2,896	0.01	102	Mewahang	5,727	0.02	140	Musalman	14,18,677	4.86			
26	Badhaee/Badhee	52,437	0.18	64	Dhandi	2,339	0.01	103	Byasi/Sauka	5,718	0.02	141	Bangali	13,800	0.05			
27	Rajput	46,577	0.16	65	Chidimar	1,615	0.01	104	Dura	5,581	0.02	142	Punjabi/Sikh	1,846	0.01			
28	Amat	46,471	0.16	66	Kalar	931	0.00	105	Raji	5,125	0.02	H. Others			1,47,731	0.51		
29	Lodh	39,872	0.14	E. Mountain/Hill Janajatis				76,10,379	26.09	106	Sampang	4,841	0.02	143	Foreigner	1,37,407	0.47	
30	Gaderi/Bhediya	35,497	0.12	67	Magar	20,13,498	6.90	107	Chumba/Nubri	4,414	0.02	144	Others	5,888	0.02			
31	Marwadi	33,803	0.12	68	Tamang	16,39,866	5.62	108	Lepcha	3,578	0.01	145	NS	4,436	0.02			
32	Kayastha	33,502	0.11	69	Newa: (Newar)	13,41,363	4.60	109	Hayu	3,069	0.01	Grand total			2,91,64,578	100.00		
33	Bhumihar	32,199	0.11	70	Rai	6,40,674	2.20	110	Loharung	2,598	0.01							
34	Rajbhar	29,240	0.10	71	Gurung	5,43,790	1.86	111	Mugal/Mugum	2,124	0.01							
35	Rauniyar	27,258	0.09	72	Yakthung/Limbu	4,14,704	1.42	112	Karmarong	1,663	0.01							
36	Mali	19,605	0.07	73	Sherpa	1,30,637	0.45	113	Lhopa	1,390	0.00							
37	Rajdhob	15,391	0.05	74	Kumal	1,29,702	0.44	114	Fri	921	0.00							
38	Dhunia	15,033	0.05	75	Gharti/Bhujel	1,20,245	0.41	115	Topkegola	642	0.00							

Furthermore, Table E illustrates the distribution of caste/ethnic groups by province, highlighting the largest and second largest groups within each province. The province with the most diversity is Bagmati, housing 135 caste/ethnic groups, where Tamang is the largest group with 1,216,517 persons, followed by Brahman–Hill with 1,091,480 individuals. Koshi province accommodates 130 caste/ethnic groups, with the Kshetri group comprising the largest population at 492,640. In contrast, Karnali province exhibits the least diversity, with 80 groups. Notably, the Kshetri group is predominant in Koshi, Karnali, and Sudurpaschim provinces.

Table E: Population distribution by caste/ethnic group, 2021

Province	No. of groups	First largest group		Second largest group	
		Caste/ethnicity	Population	Caste/ ethnicity	Population
Koshi	130	Kshetri	744,076	Brahman -Hill	573,167
Madhesh	116	Yadav	926,508	Musalman	792,776
Bagmati	136	Tamang	1,216,517	Brahman - Hill	1,091,480
Gandaki	104	Brahman-Hill	492,640	Magar	464,310
Lumbini	120	Magar	746,154	Tharu	732,069
Karnali	80	Kshetri	711,889	Bishwokarma	273,962
Sudurpaschim	85	Kshetri	1,124,955	Tharu	397,822

Note: Caste/ethnic groups with population less than 10 are excluded from the table.

3.4 District-level caste/ethnic population, 2021

According to the 2021 data on district-level caste/ethnic population (Table F), there is a clear manifestation of demographic diversity and cultural richness across the nation, evident in every district. The second tier includes groups distributed across 50–75 districts, predominantly composed of Mountain/Hill Janajatis. The third tier encompasses groups present in 25–49 districts, predominantly represented by the Madheshi castes. The fourth tier encapsulates groups present in 10–24 districts, with Tarai Janajatis constituting the largest subset. The fifth and final tier enumerates 31 caste and ethnic groups distributed in fewer than 10 districts.

Table F: Presence of caste/ethnic groups by district, 2021

Caste/ethnic groups by broad social categories	Dis-tricts	No. of groups
Hill caste: Kshetri, Brahman Hill, and Thakuri (3) Hill Dalit: Bishwokarma, Pariyar, and Mijar(3) M/H Janajatis: Magar, New:(Newar), and Gurung (3) Tarai Janajatis: Tharu(1)	77	10
Hill caste: Sanyasi/Dasnami (1) Madheshi caste: Yadav, Brahman Tarai, Hajam/Thakur, Sonar, Teli, Kurmi (6) M/H Janajatis: Tamang, Rai, Gharti/Bhujel, Sunuwar, Yakthung/Limbu, Kumal, Majhi, Sherpa (8) Tarai Janajatis: Dhanuk, Rajbansi(2) Religious/linguistic groups: Musalman (1)	50-75	18
Madheshi caste: Koiri/Kushwaha, Kathabaniyan, Kalwar, Haluwai, Malaha, Kanu, Baniyan, Kewat, Rajput, Bin, Mali, Sudhi, Baraee, Kayastha, Nuniya, Kori, Rajdhob, Badhaee/Badhee, Amat, Rauniyar, Kahar Gaderi/Bhediyar (22) Hill Dalit: Badi, Gaine (2) Madheshi Dalit: Tatma/Tatwa, Dusadh/Pasawan/Pasi, Dhobi, Musahar, Khatwe, Chamar/Harijan/Ram (6) M/H Janajatis: Bhote, Ghale, Thakali, Pahari, Thami, Bote, Chepang/Praja, , Lohar, Darai (9) Tarai Janjati: Khawas, Ranatharu, Danuwar, Dhimal(4) Religious/ linguistic group: Marwadi (1)	25-49	44
Madheshi caste: Kumhar, Kamar, Bhumihar, Dhunia, Rajbhar, Dev, and Lodh (7) Madheshi Dalit: Dom, Kalar, Bantar/Sardar, Halkhor, Dhankar/Dharikar, and Natuwa (6) M/H Janajatis: Chamling and Chhantyal/Chhantel (2) Tarai Janajatis: Santhal, Yakkha, Oraon/Kudukh, Thulung, Kulung, Bantawa, Khaling, Aathpahariya, Bahing, Jirel, Hyolmo/Yholmopa, Nachhiring, Pun, Baram/Baramu, Sampang, Yamphu, Hayu, and Loharung (18) Tarai Janajatis: Patharkait/Kushwadiya, Byasi/Sauka, Dura, and Tajpuriya (4) Religious/linguistic group: Bangali and Punjab/Sikh(2)	10-24	39
Madheshi caste: Beldar, Chai/Khulaut, and Done (3) Madheshi Dalit: Sarbaria, Khatik, Dhandi, and Chidimar (4) M/H Janajatis: Raji, Lepcha, Mewahang, Walung, Fri, Dolpo, Mugal/Mugum, Karmarong, Lhopa, Surel, Kusunda, Bankariya, Chumba/Nubri, Lhomi, Topkegola (2), Raute(2), Nurang(1) [17] Tarai Janajatis: Meche, Kisan, Gangai,Gondh/Gond, Munda, Koche, and Kewarat (7)	Less than 10	31

Source: Table 1–142.

3.5 Caste/ethnic diversity by district, 2021

Caste/ethnic diversity is quantitatively measured by the Simpson's Diversity Index (SDI). SDI assesses community diversity, where "0" indicates no diversity and "1" indicates high diversity (Simpson, 1949). SDI is derived from enumeration of caste and ethnic groups alongside their respective population sizes as per the 2021 census. Table G and Map A provide an illustration of the diversity index for each district. Notably, Morang district boasts the highest diversity index of 0.95, while Rasuwa district presents the lowest index of 0.50. There are regional disparities, particularly in the Koshi region, where districts such as Morang (0.95), Sunsari (0.94), and Sankhuwasabha (0.92) demonstrate higher SDI values. Conversely, Taplejung and Panchthar manifest lower SDI values of 0.78 and 0.77, respectively, despite encompassing 40–41 caste and ethnic groups.

In the Madhesh province, all districts exhibit SDI values above 0.90. Furthermore, in the Bagmati province, both Dhading and Chitwan districts have an SDI of 0.88. Intriguingly, despite substantial caste and ethnic diversity, Kathmandu (130 groups) and Lalitpur (107 groups) display lower SDI values compared to Dhading and Chitwan. Within the Gandaki province, Gorkha stands out with the highest diversity index of 0.90, representing 58 caste/ethnic groups. Conversely, Lumbini province demonstrates a uniformity in SDI values, with Nawalparasi (West), Rupandehi, and Kapilvastu all exhibiting an SDI of 0.93. Noteworthy is the observation that in Karnali and Sudurpaschim provinces, SDI values generally fall below 0.83.

REFERENCES

- Chapagain, P. S., Ghimire, P., Gurung, S. B., Adhikari, B., Rai, M., Subedi, S. K. & Rai, S. (2014). *Social inclusion atlas of Nepal: Language groups*. Vol. II. Central Dept. of Anthropology, TU.
- DOS (2020). *Political map of Nepal*. Department of Survey, Ministry of Land Management, Cooperatives and Poverty Alleviation, Government of Nepal.
- Eichelberger, B., de la Rua, L., Bright, P. & Gall-Queguineur, G. (2022). *QGIS for census and survey mapping manual 2022*.
- ESRI, n.d. Demographics: Global demographics data for 170+ countries. <https://www.esri.com/en-us/arcgis/products/data-portfolio/demographics>
- Gurung, H., Gurung, Y. B. & Chidi, C. L. (2006). *Nepal atlas of ethnic and caste groups*. National Foundation for Development of Indigenous Nationalities, Kathmandu, Nepal.
- Jain, A., & Kaur, V. (2021). Census mapping in India and role of GIS: A look ahead at census 2021. *Indian Journal of Public Administration*, 67(4), 540–558. <https://doi.org/10.1177/001955612111056406>
- NPC (2017). *Nepal's sustainable development goals: Baseline report 2017*. National Planning Commission, Government of Nepal.
- NSO (2023). *National report on caste/ethnicity, language and religion, National Population and Housing Census 2021*. National Statistical Office (NSO), Office of the Prime Minister and Council Ministers, Government of Nepal, Nepal.
- Simpson, E. H. (1949). Measurement of diversity. *Nature*, 163, 688

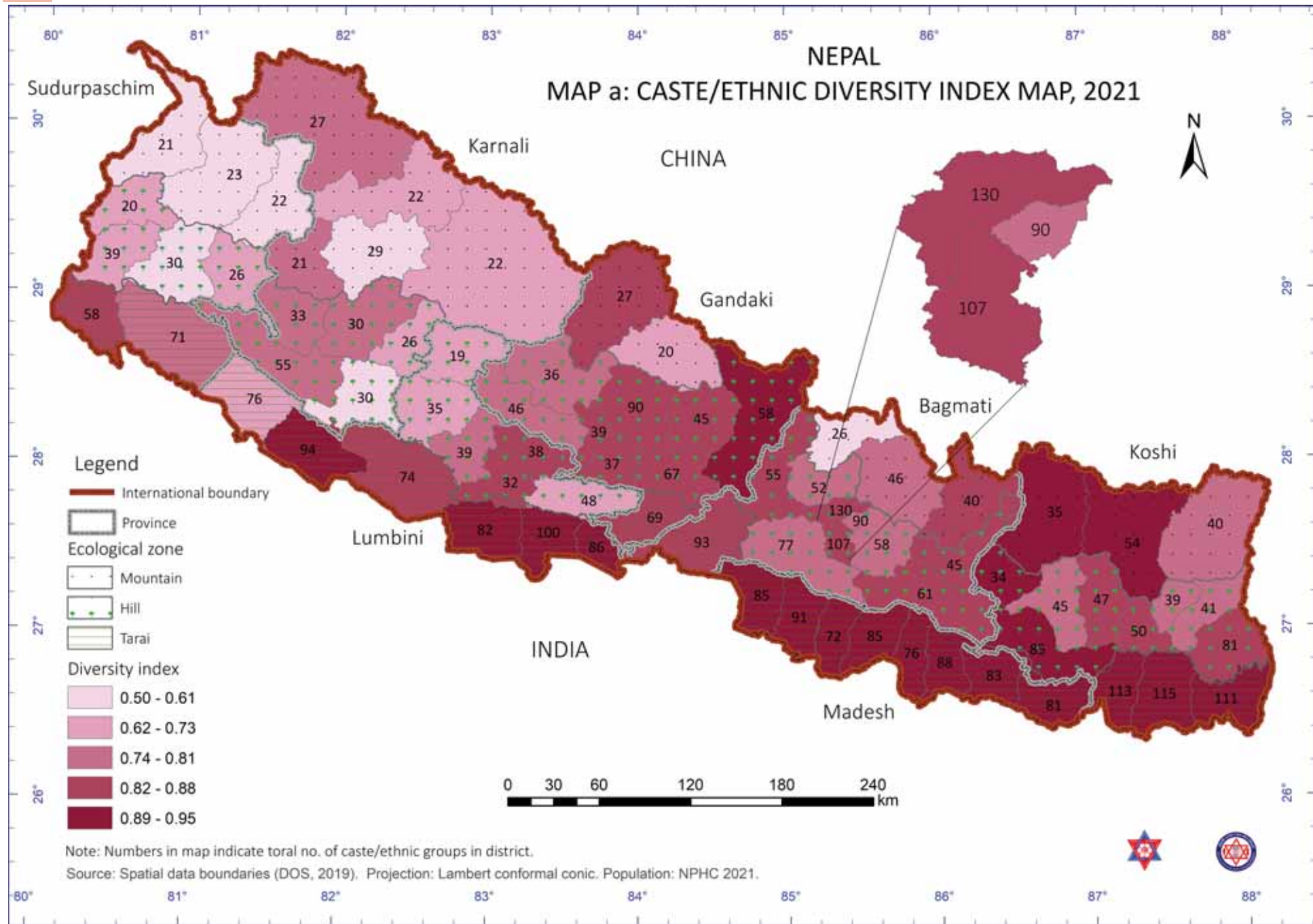
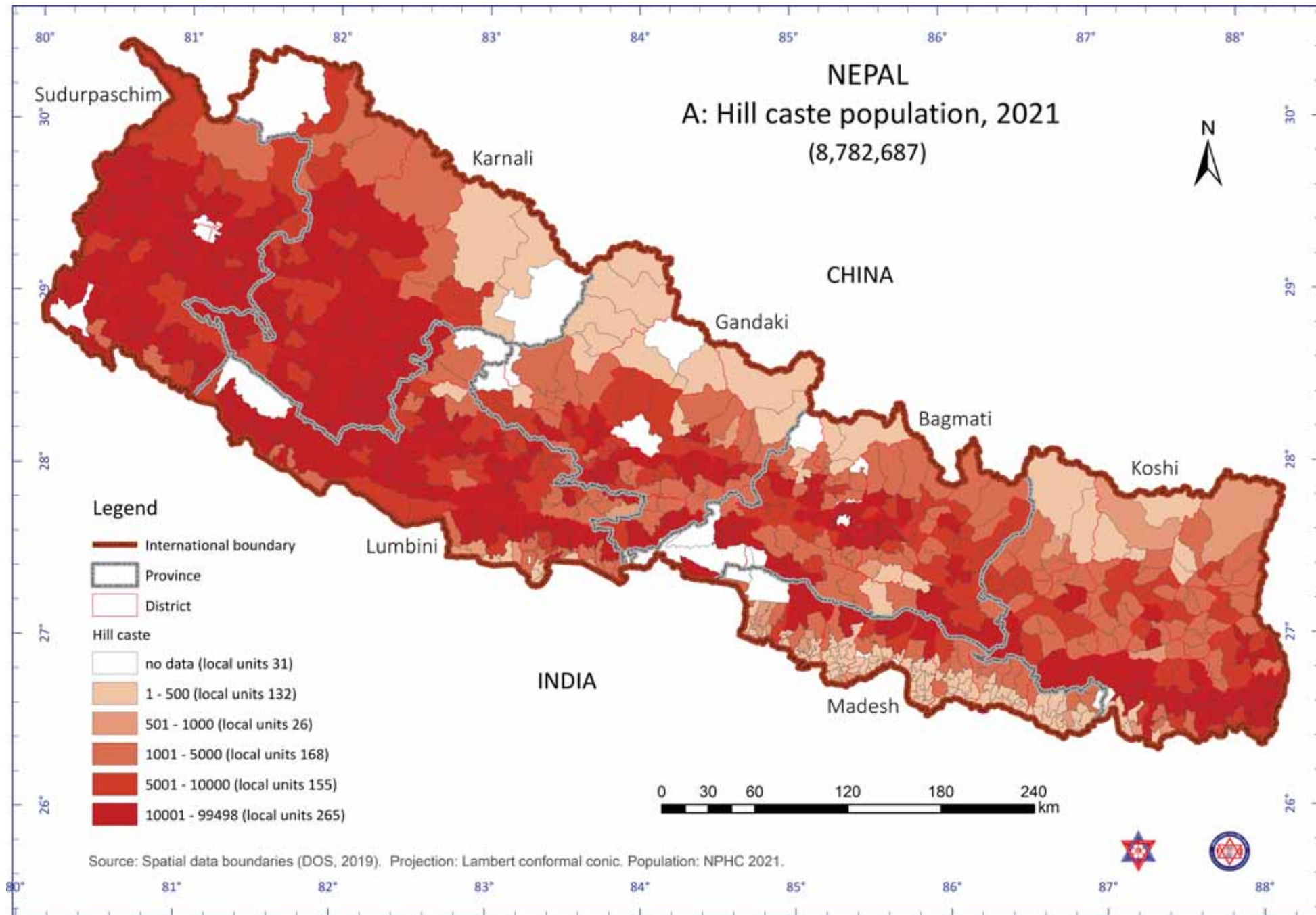


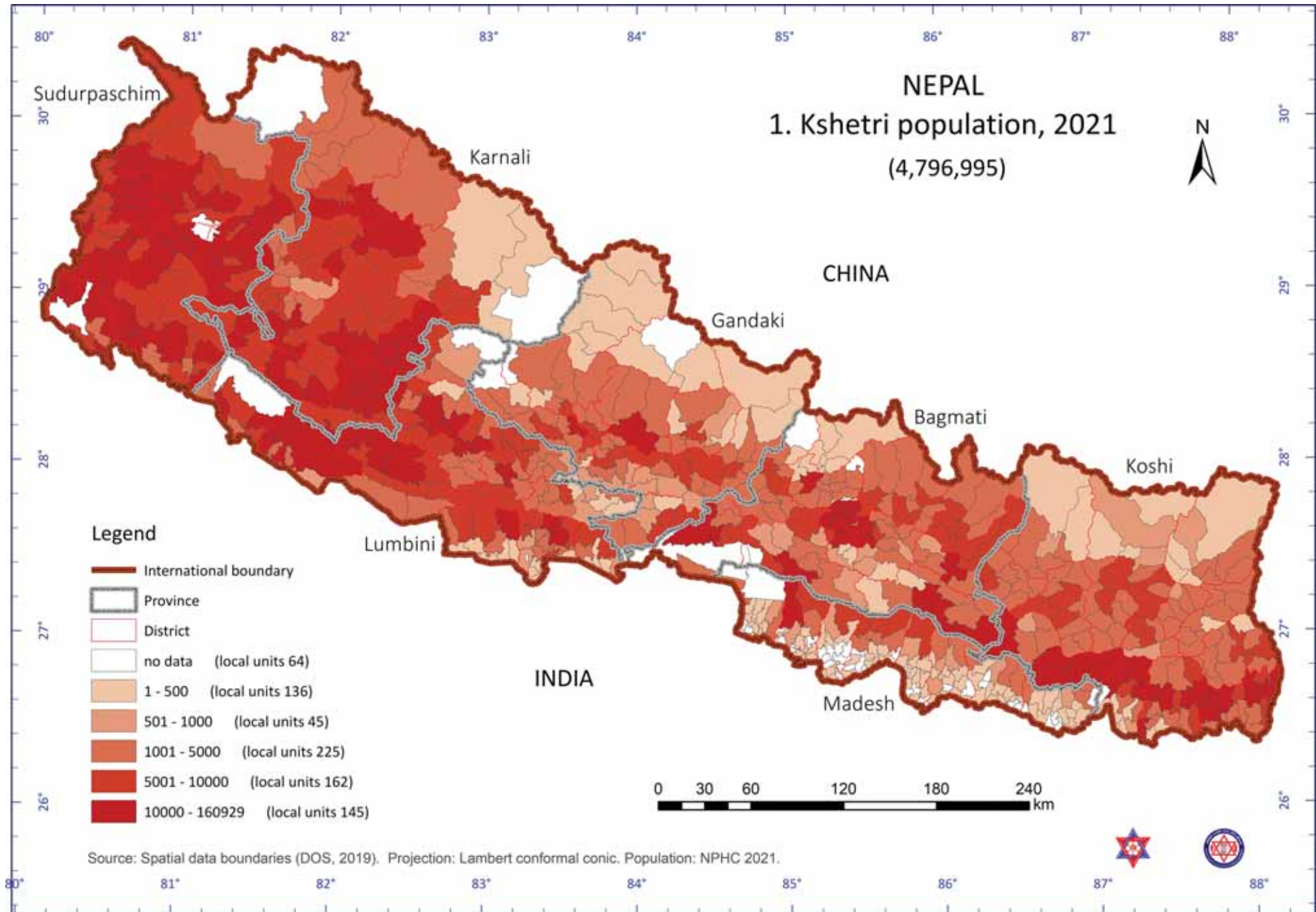
Table G: Caste/ethnic diversity index by district, 2021

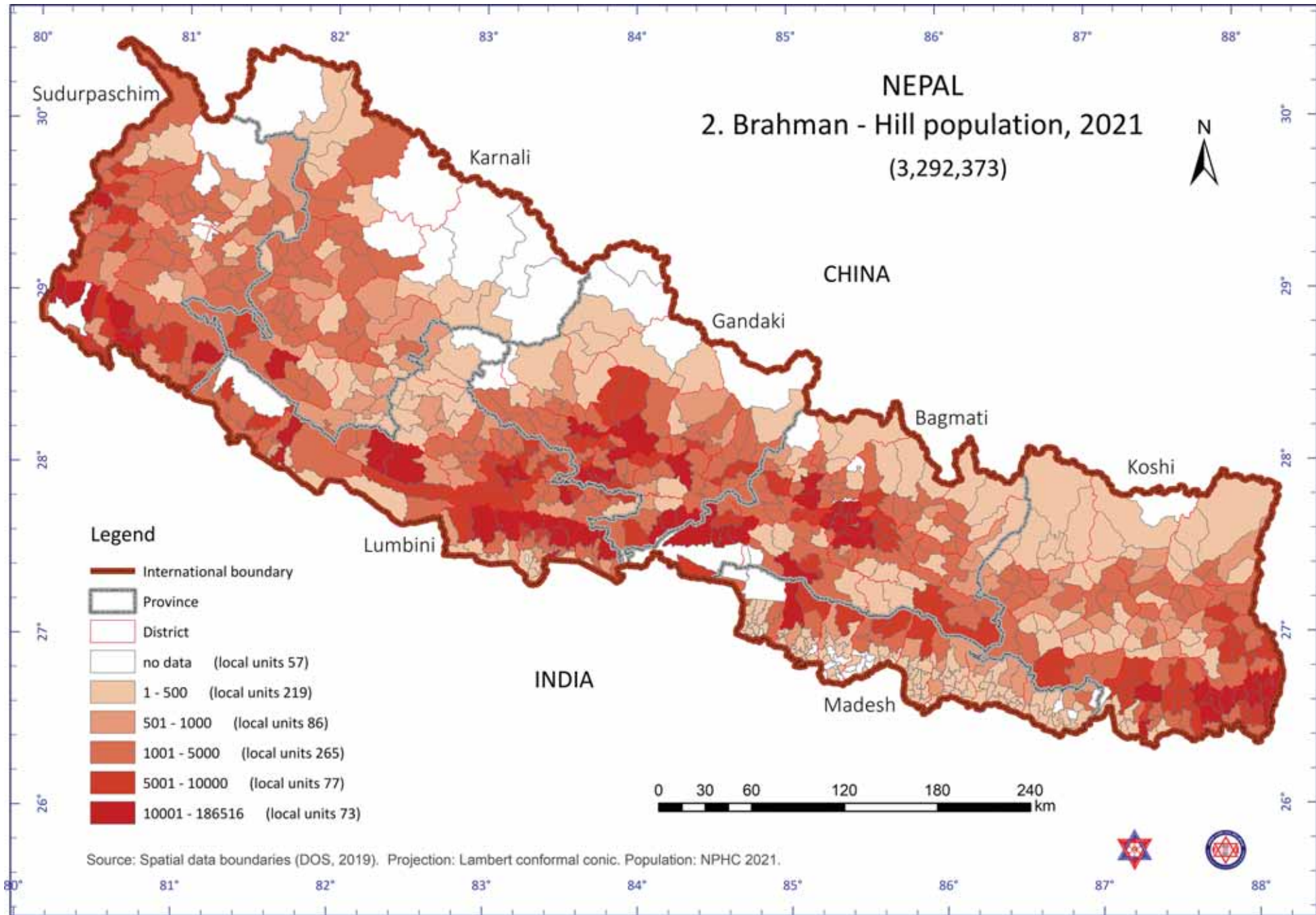
Districts	No. of groups	Diversity Index	Districts	No. of groups	Diversity Index	Districts	No. of groups	Diversity Index	Districts	No. of groups	Diversity Index
Koshi			Madhesh			Bagmati			Gandaki		
1. Taplejung	40	0.78	15. Saptari	81	0.93	23. Dolakha	40	0.84	36. Gorkha	58	0.90
2. Sankhuwasabha	54	0.92	16. Siraha	83	0.91	24. Sindhupalchok	46	0.81	37. Manang	20	0.71
3. Solukhumbu	35	0.89	17. Dhanusa	88	0.94	25. Rasuwa	26	0.50	38. Mustang	27	0.85
4. Okhaldhunga	34	0.90	18. Mahottari	76	0.93	26. Dhading	55	0.88	39. Myagdi	36	0.80
5. Khotang	45	0.78	19. Sarlahi	85	0.94	27. Nuwakot	52	0.76	40. Kaski	90	0.86
6. Bhojpur	47	0.83	20. Rautahat	72	0.91	28. Kathmandu	130	0.85	41. Lamjung	45	0.85
7. Dhankuta	50	0.88	21. Bara	91	0.94	29. Bhaktapur	90	0.78	42. Tanahu	67	0.87
8. Terhathum	39	0.81	22. Parsa	85	0.94	30. Lalitpur	107	0.84	43. Nawalparasi (East)	69	0.84
9. Panchthar	41	0.77				31. Kavrepalanchok	58	0.80	44. Syangja	37	0.84
10. Ilam	81	0.88				32. Ramechhap	45	0.85	45. Parbat	39	0.83
11. Jhapa	111	0.89				33. Sindhuli	61	0.87	46. Baglung	46	0.81
12. Morang	115	0.95				34. Makwanpur	77	0.74			
13. Sunsari	113	0.94				35. Chitwan	93	0.88			
14. Udayapur	85	0.89									
Total	127	0.93	Total	109	0.94	Total	135	0.87	Total	98	0.88
Lumbini			Karnali			Sudurpaschim					
47. Rukum (East)	19	0.68	59. Dolpa	22	0.73	69. Bajura	22	0.61			
48. Rolpa	35	0.68	60. Mugu	22	0.70	70. Bajhang	23	0.50			
49. Pyuthan	39	0.79	61. Humla	27	0.80	71. Darchula	21	0.54			
50. Gulmi	38	0.83	62. Jumla	29	0.61	72. Baitadi	20	0.66			
51. Arghakhanchi	32	0.82	63. Kalikot	21	0.79	73. Dadeldhura	39	0.67			
52. Palpa	48	0.68	64. Dailekh	33	0.80	74. Doti	30	0.61			
53. Nawalparasi (West)	86	0.93	65. Jajarkot	30	0.76	75. Achham	26	0.65			
54. Rupandehi	100	0.93	66. Rukum (West)	26	0.67	76. Kailali	71	0.78			
55. Kapilbastu	82	0.93	67. Salyan	30	0.61	77. Kanchanpur	58	0.83			
56. Dang	74	0.82	68. Surkhet	55	0.81						
57. Banke	94	0.90									
58. Bardiya	76	0.71									
Total	112	0.91	Total	69	0.76	Total	79	0.77			

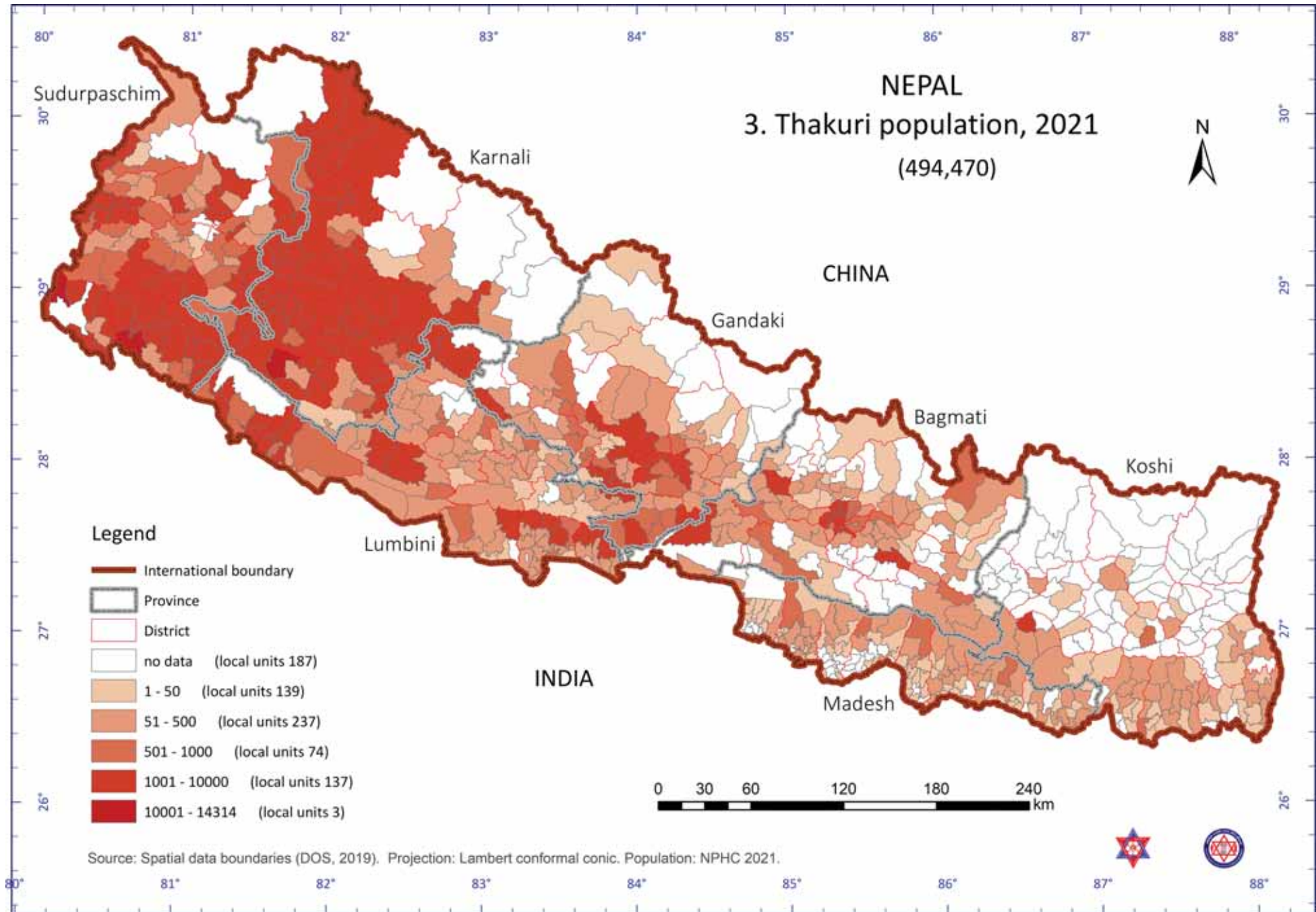
MAPS

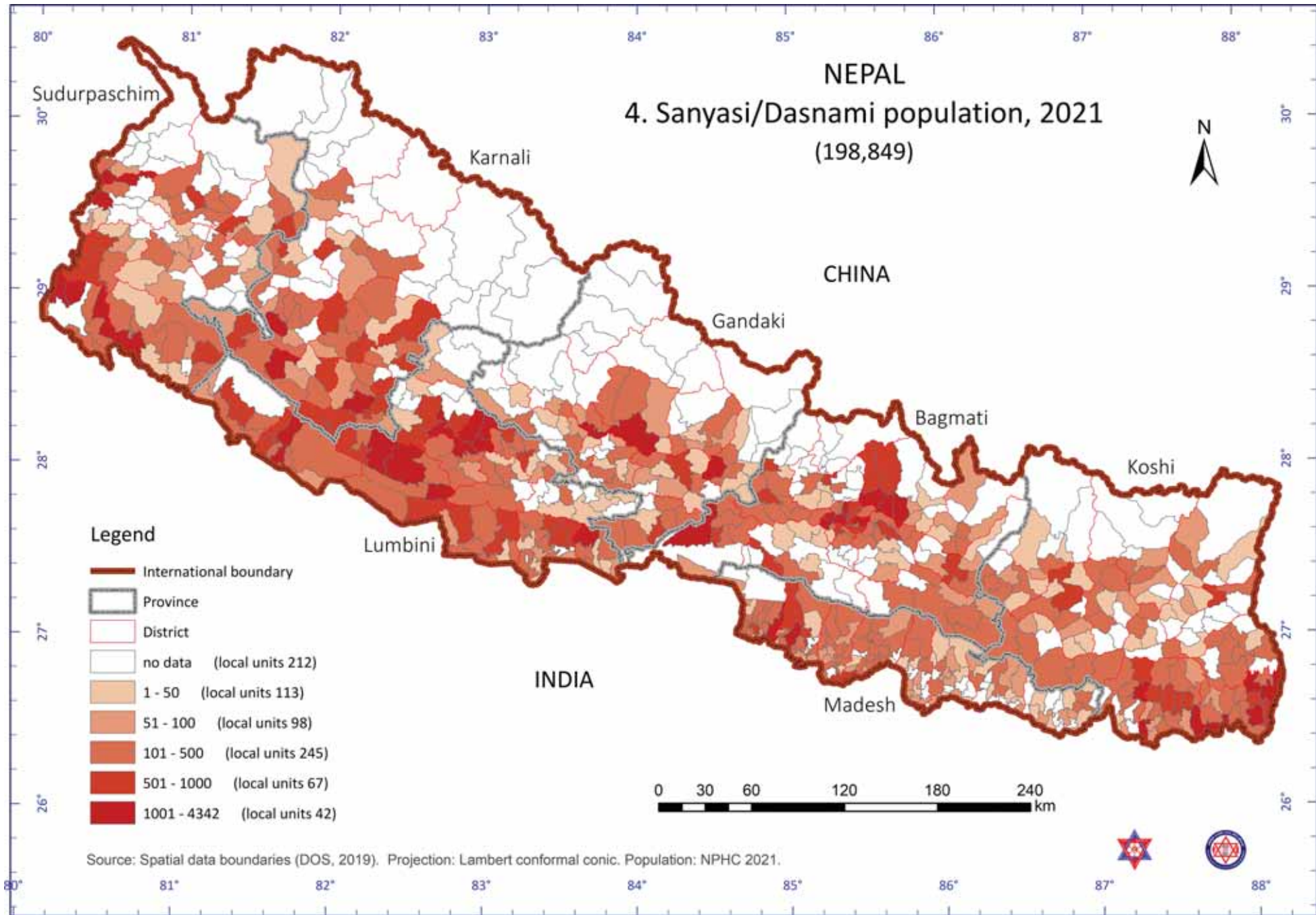
Caste/Ethnicity by Rural and Urban Municipality

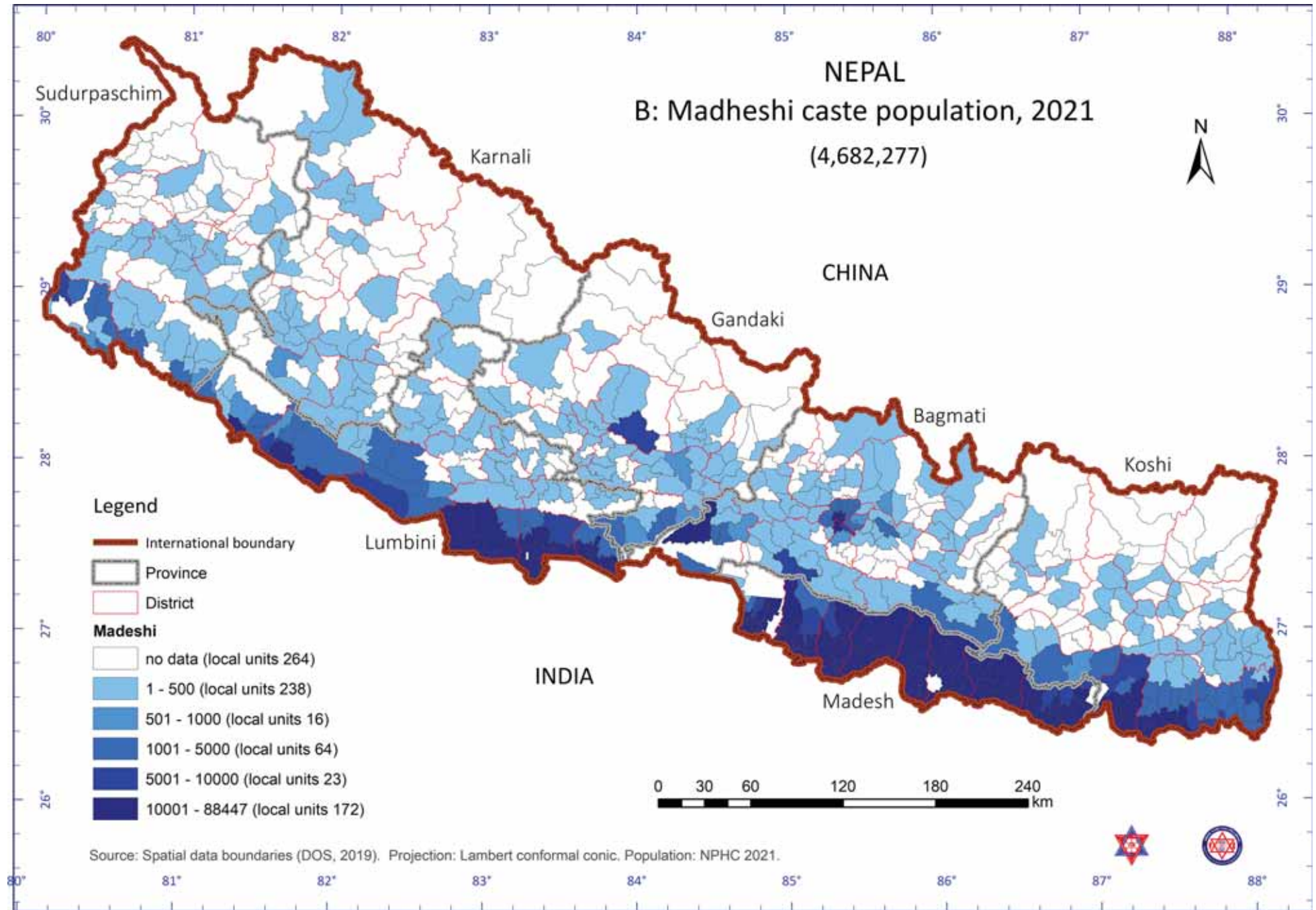


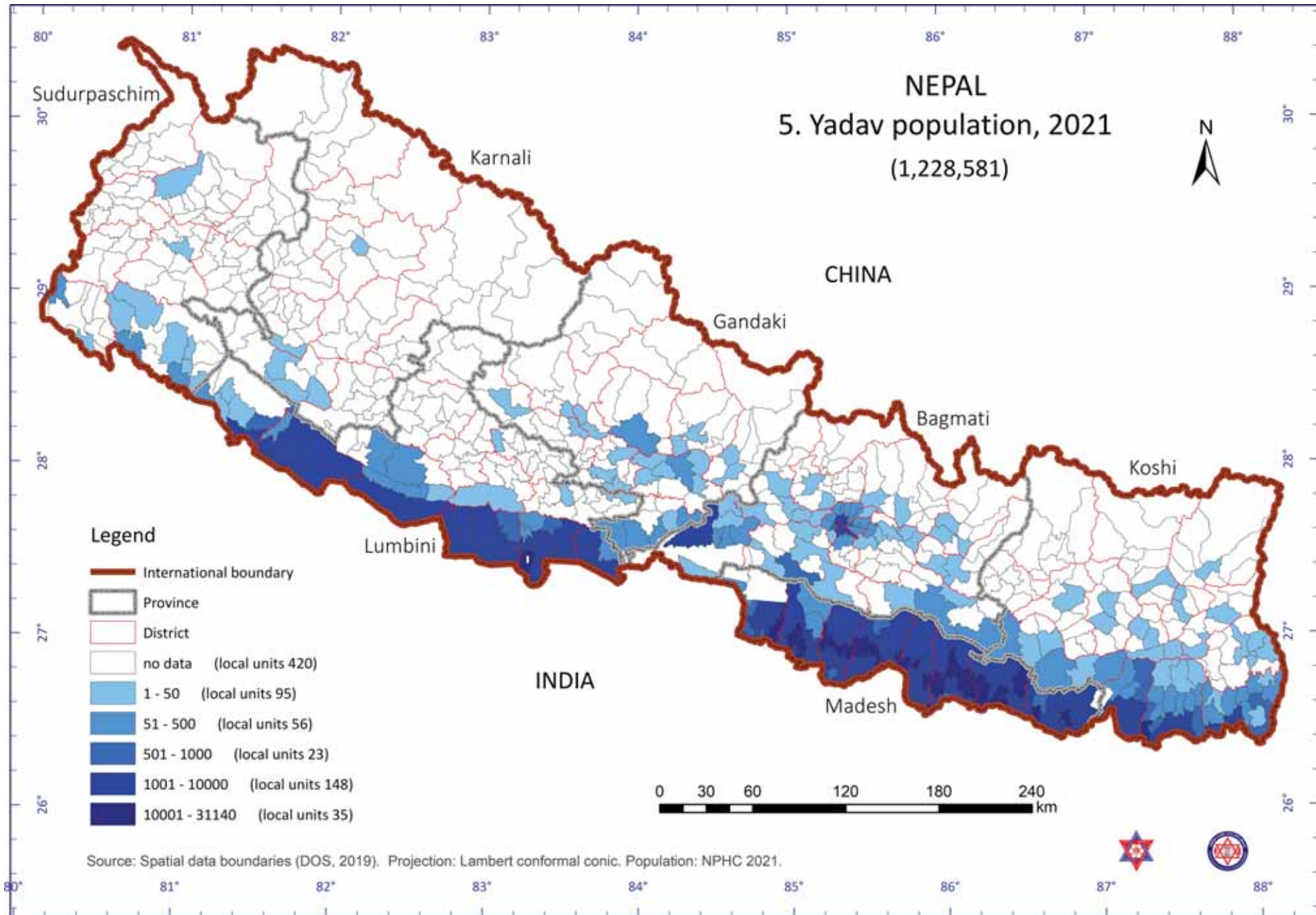


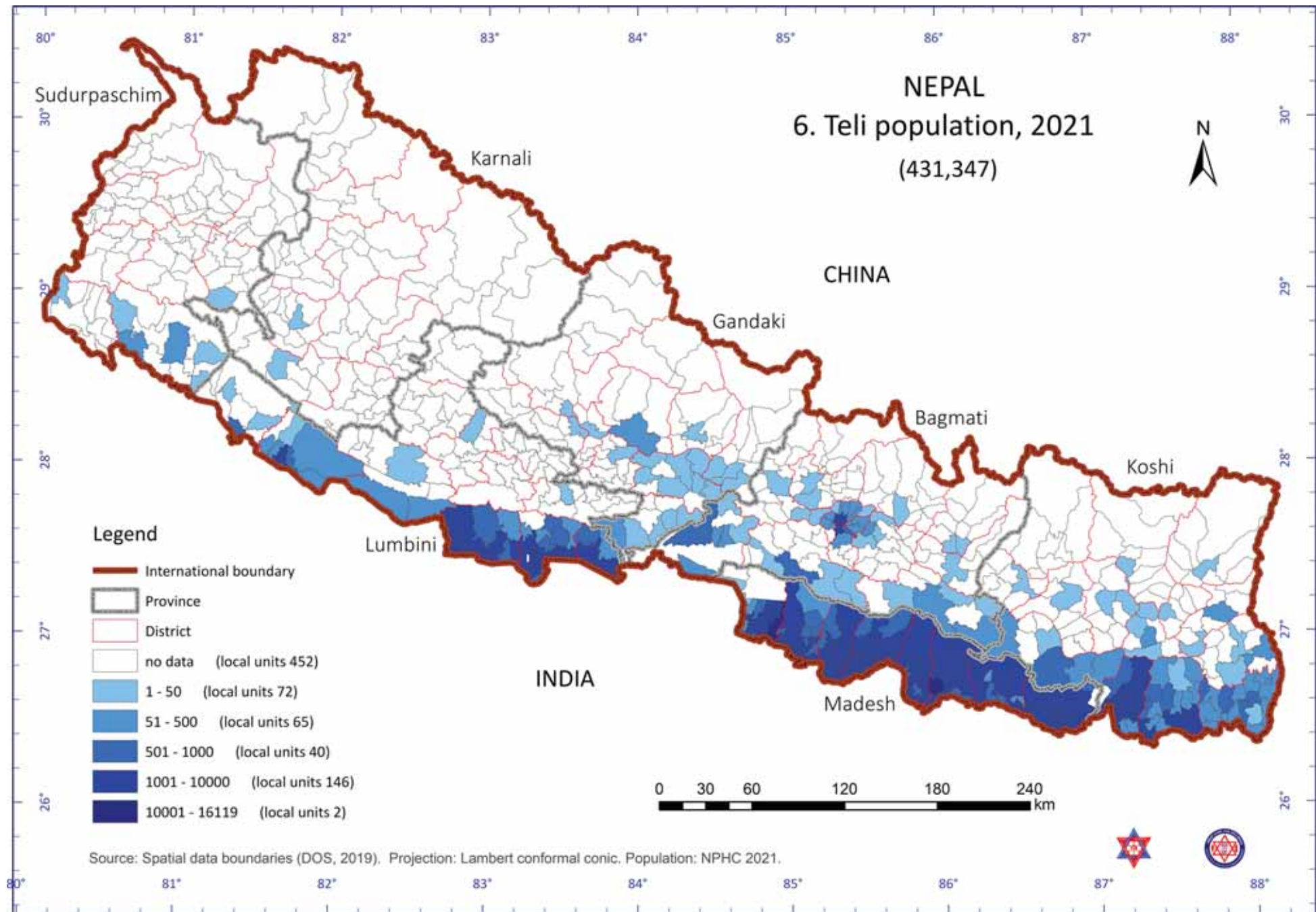


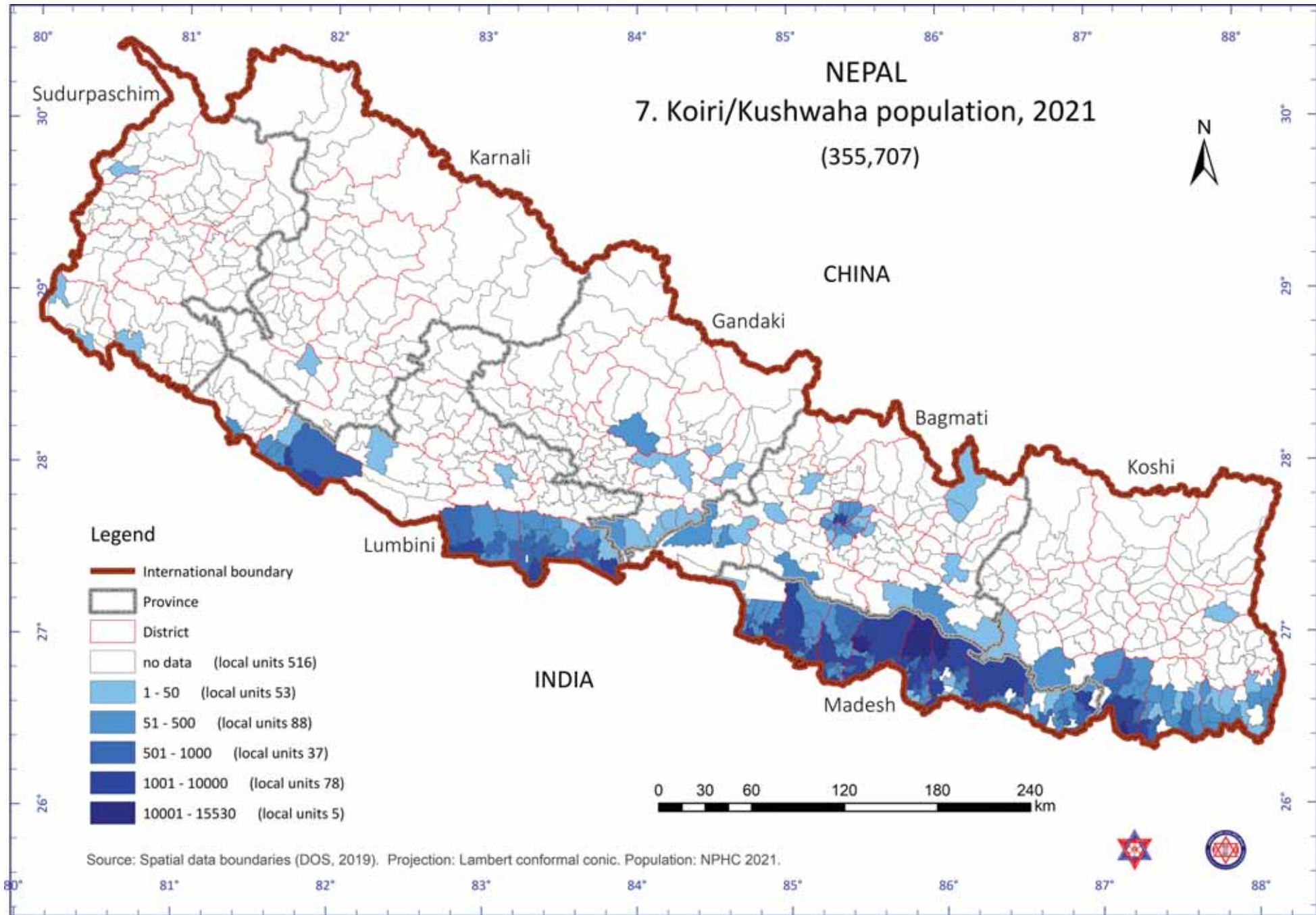


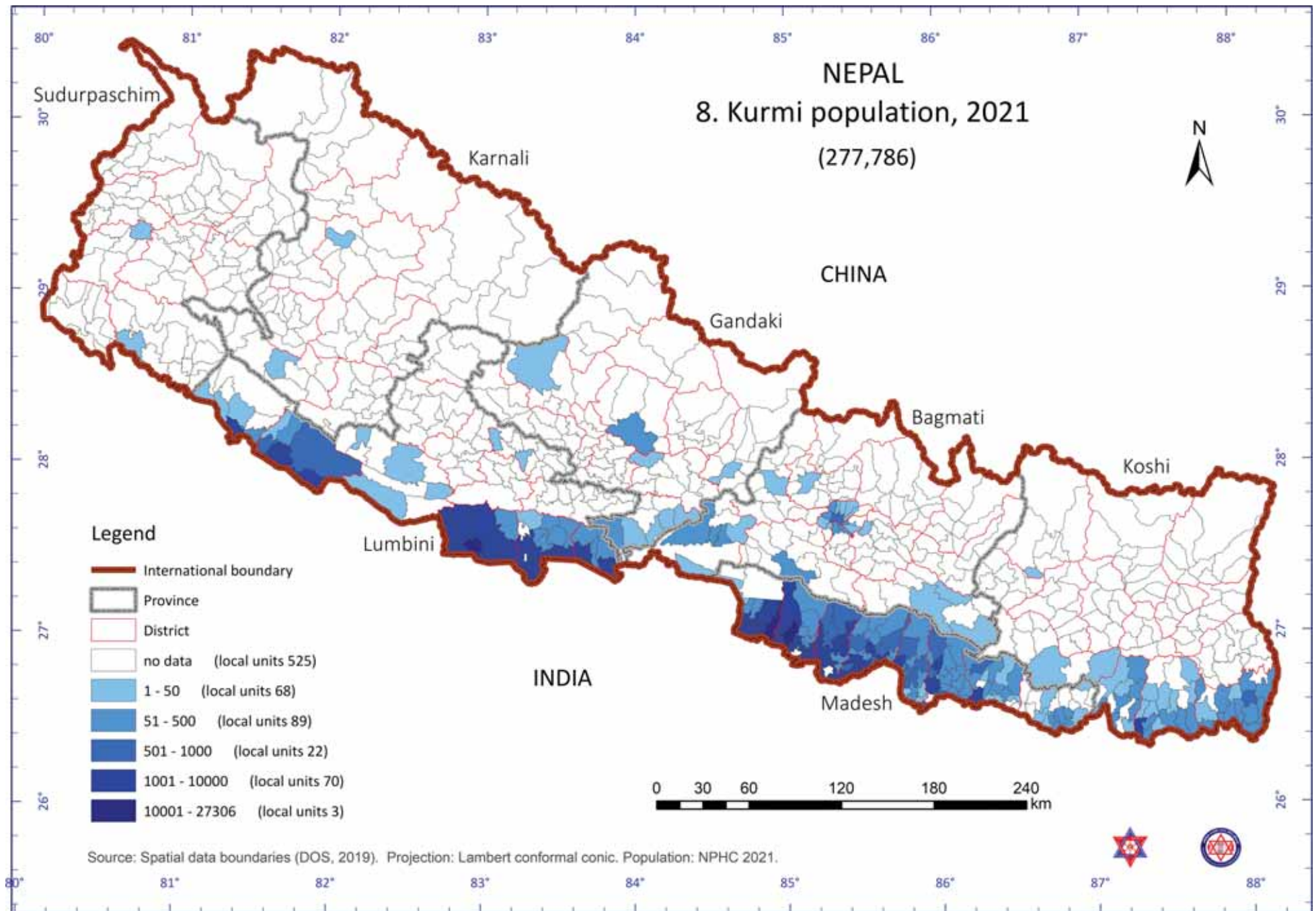


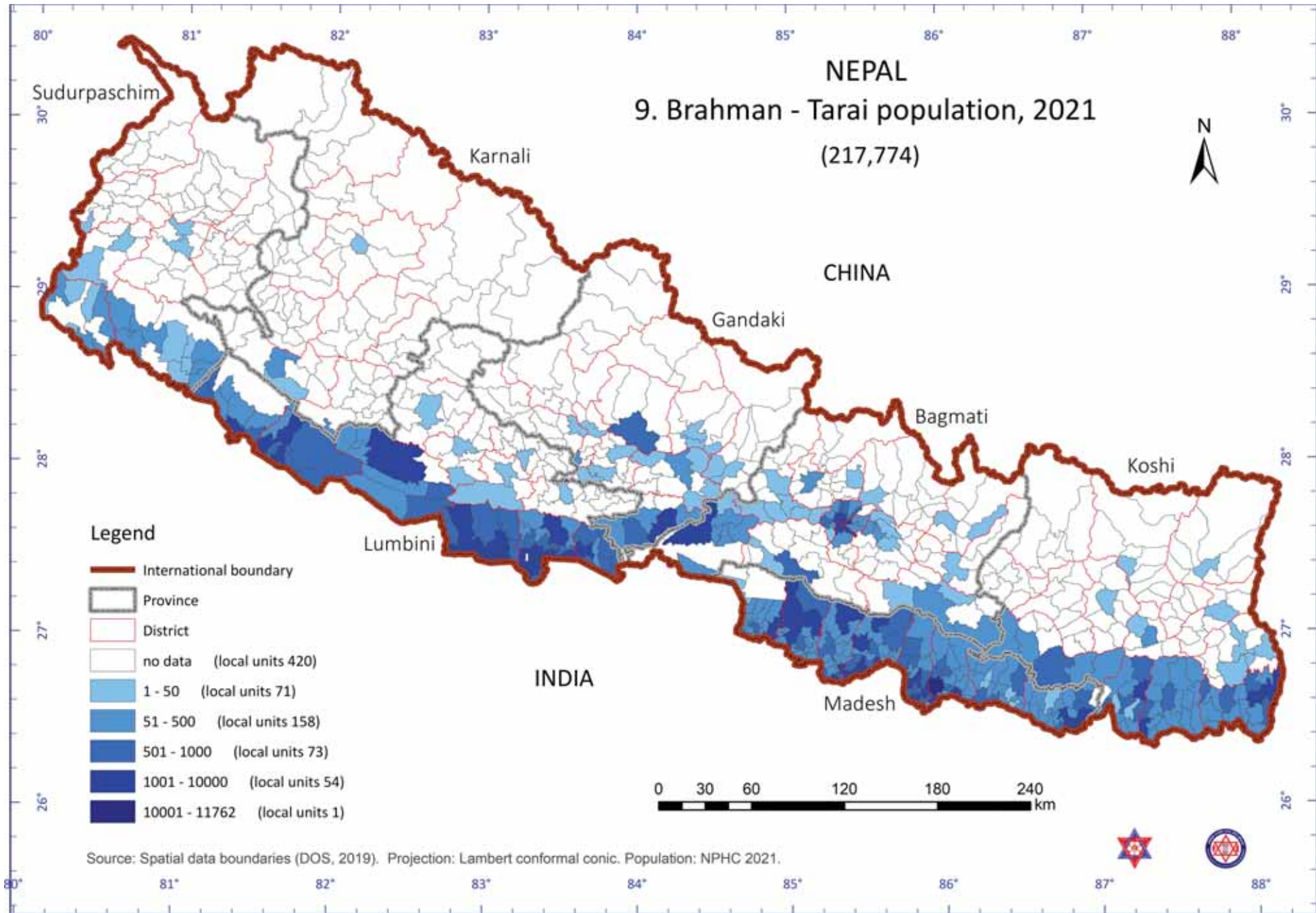


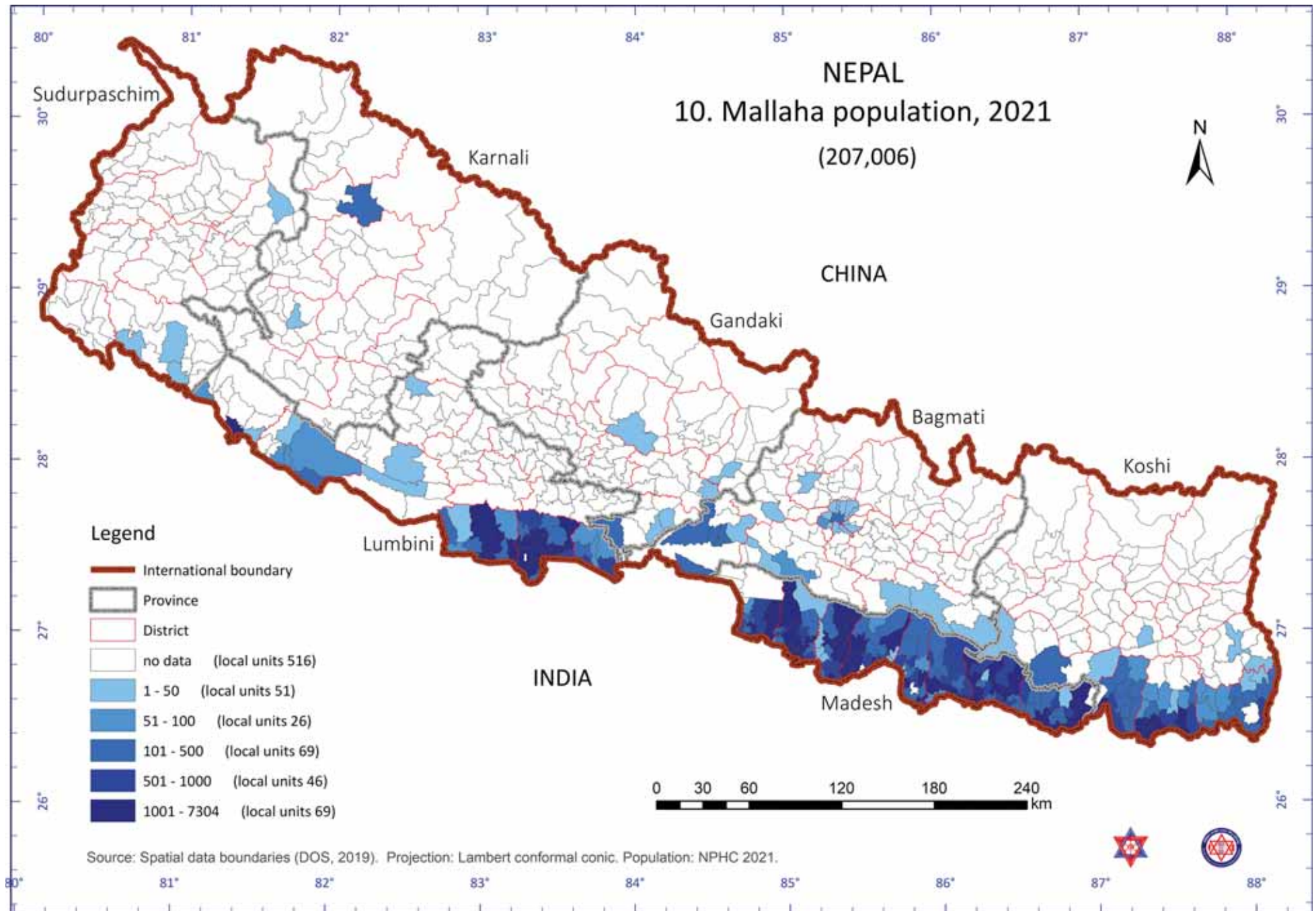


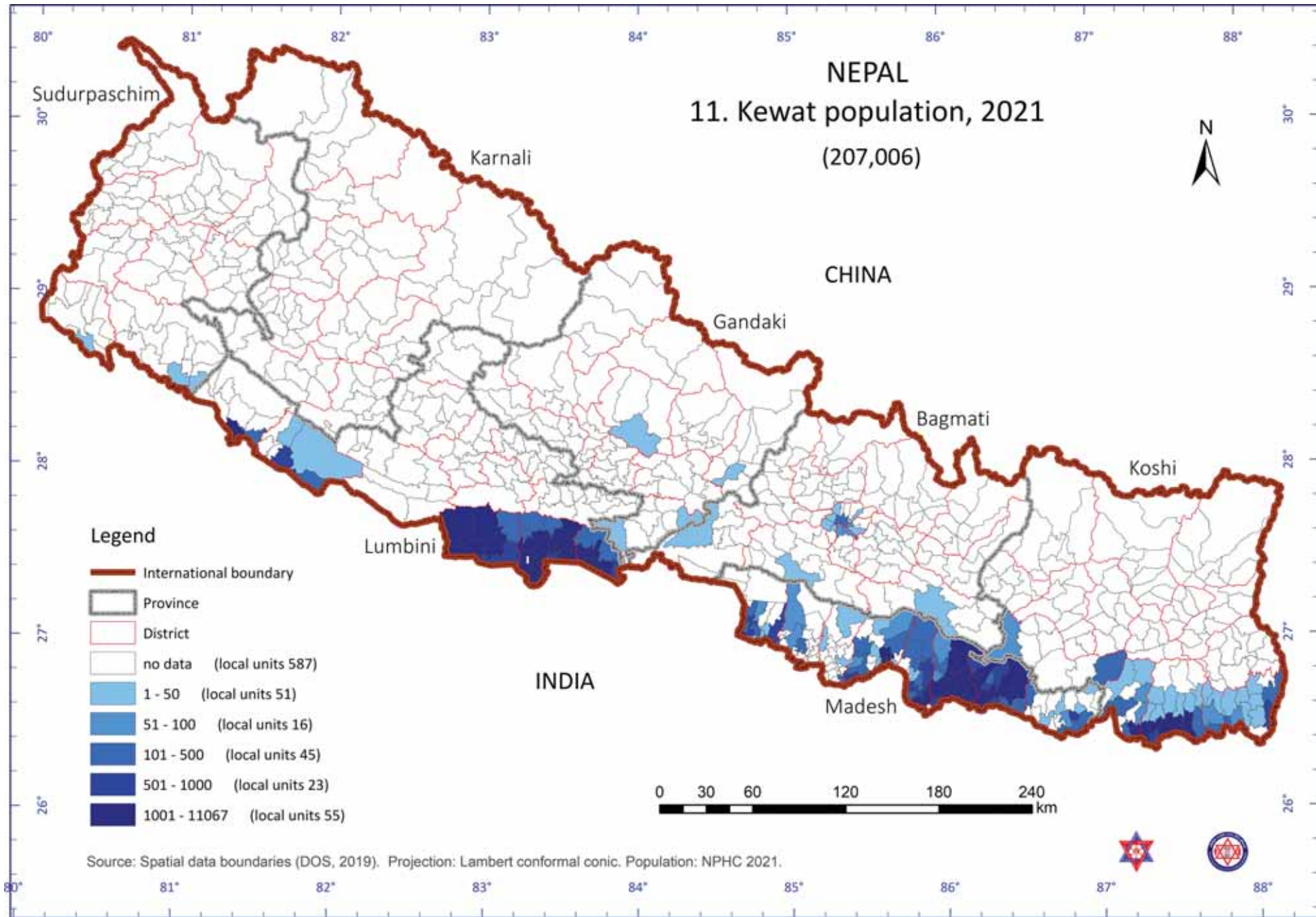


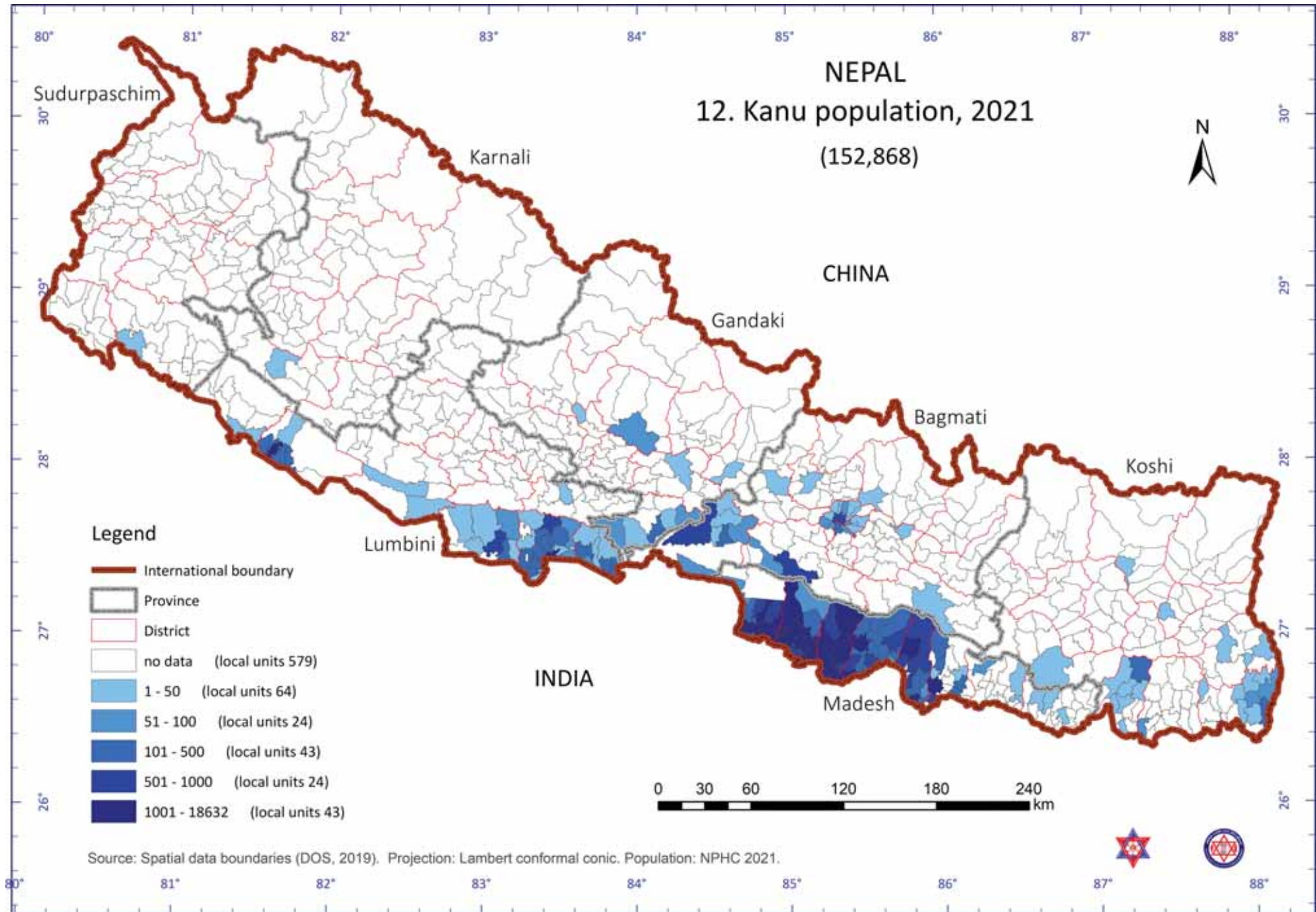


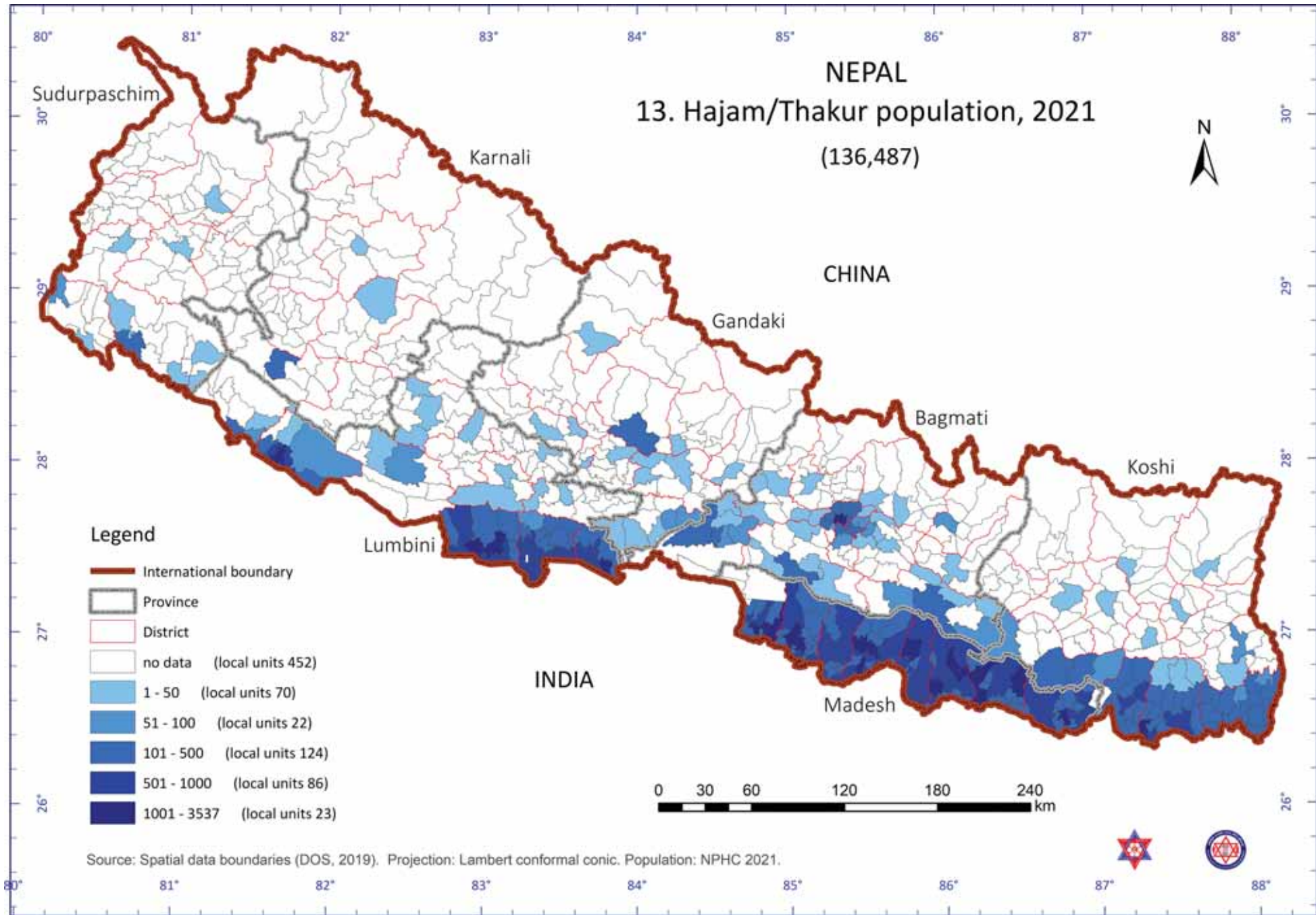


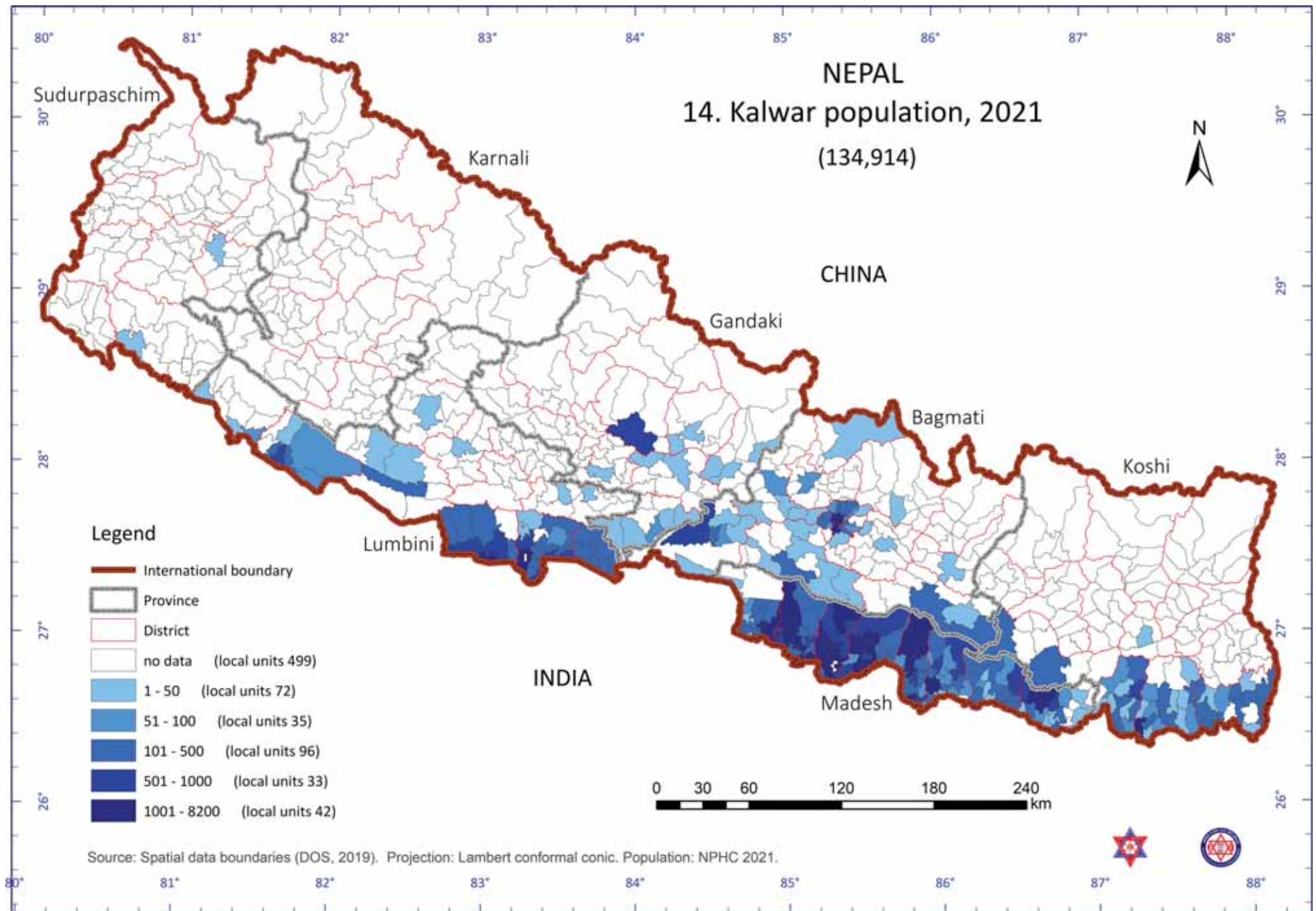


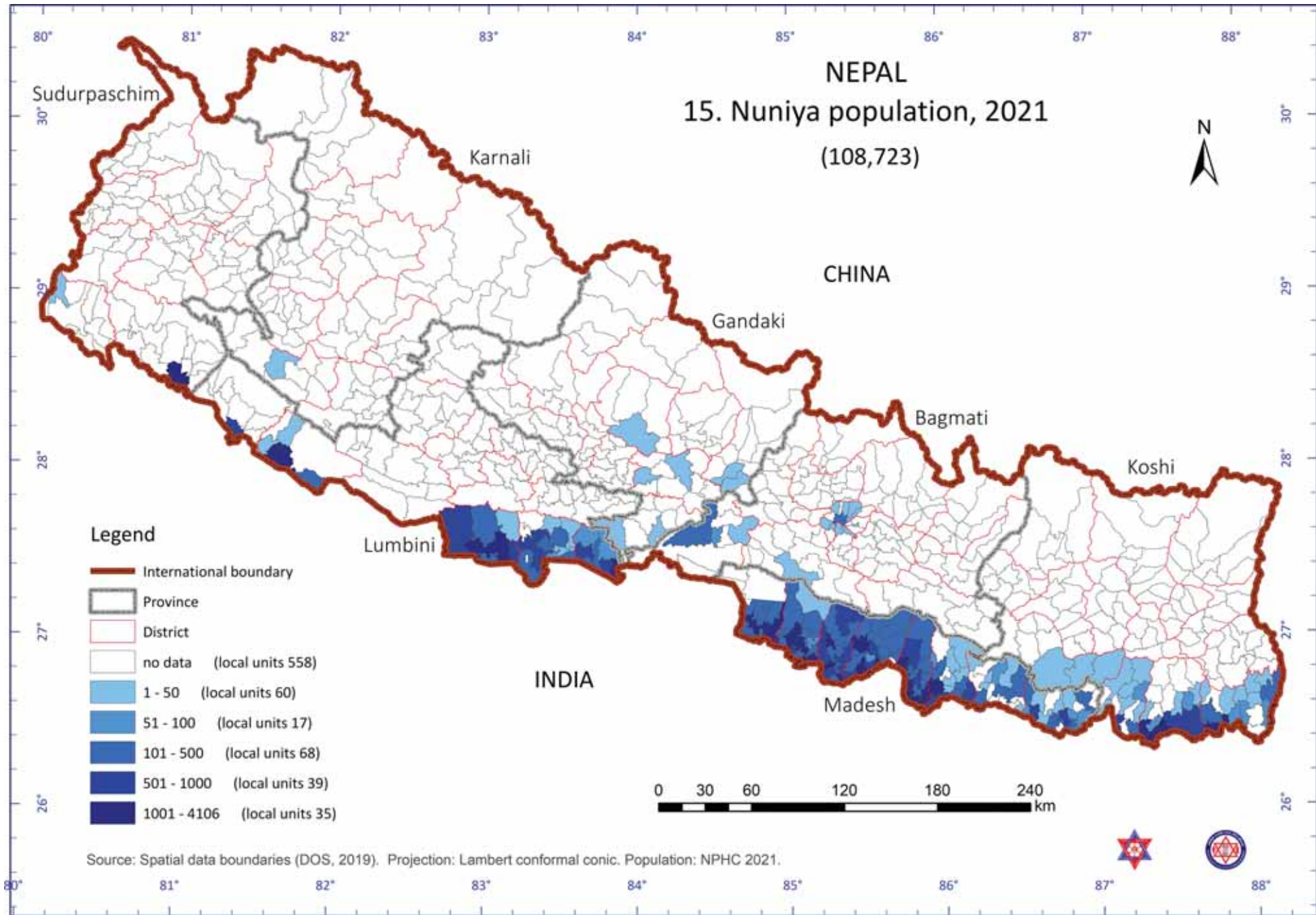


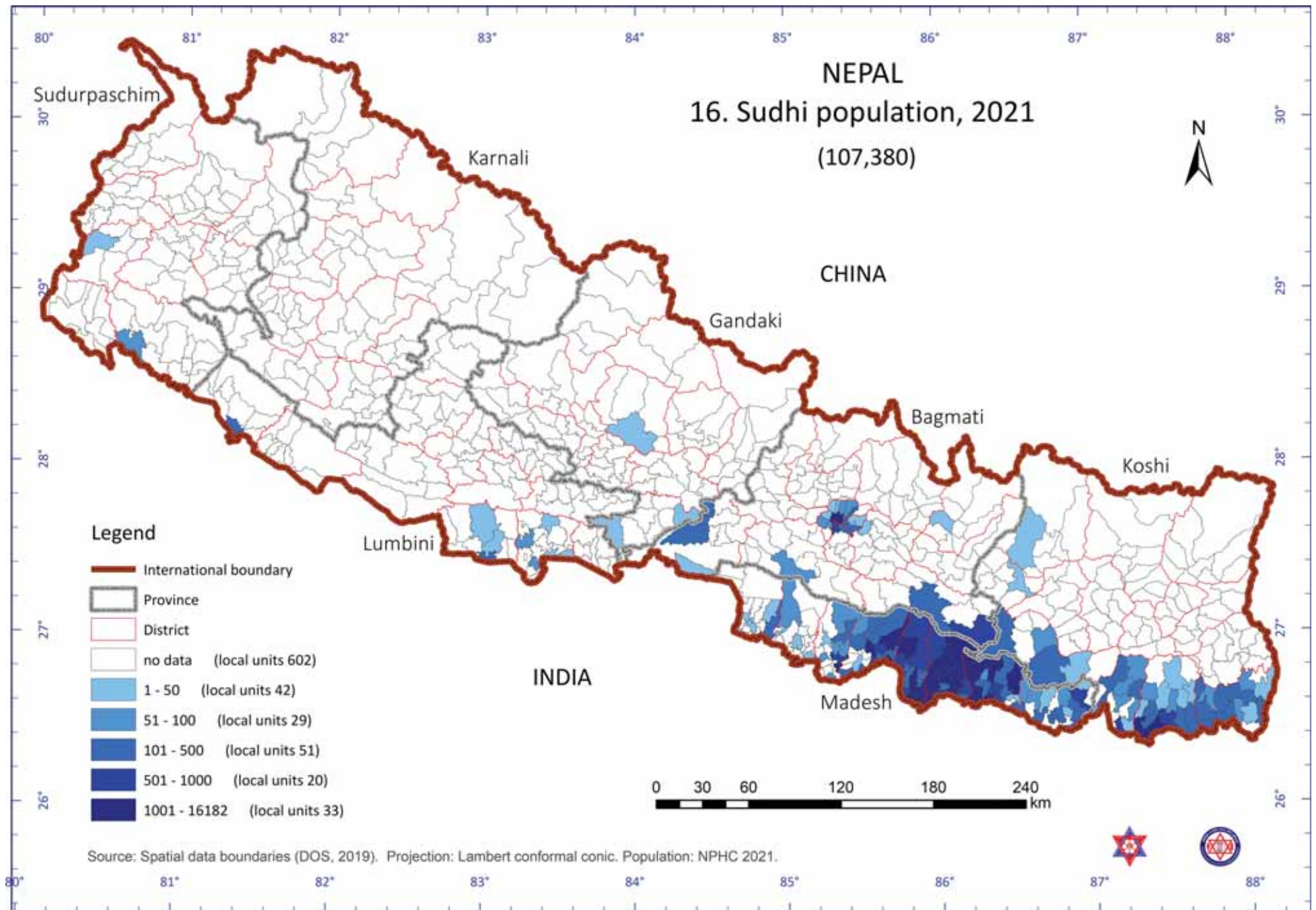


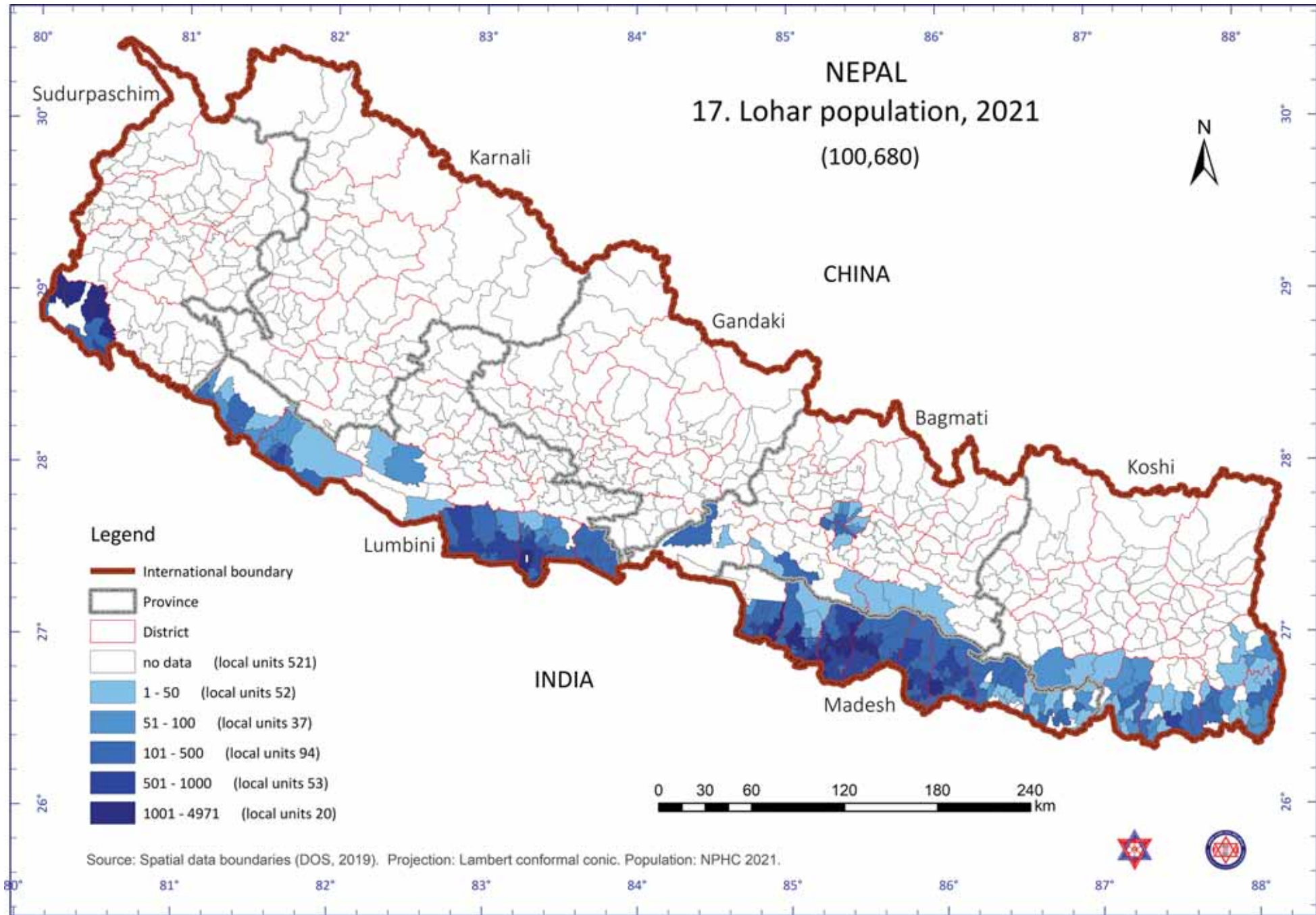


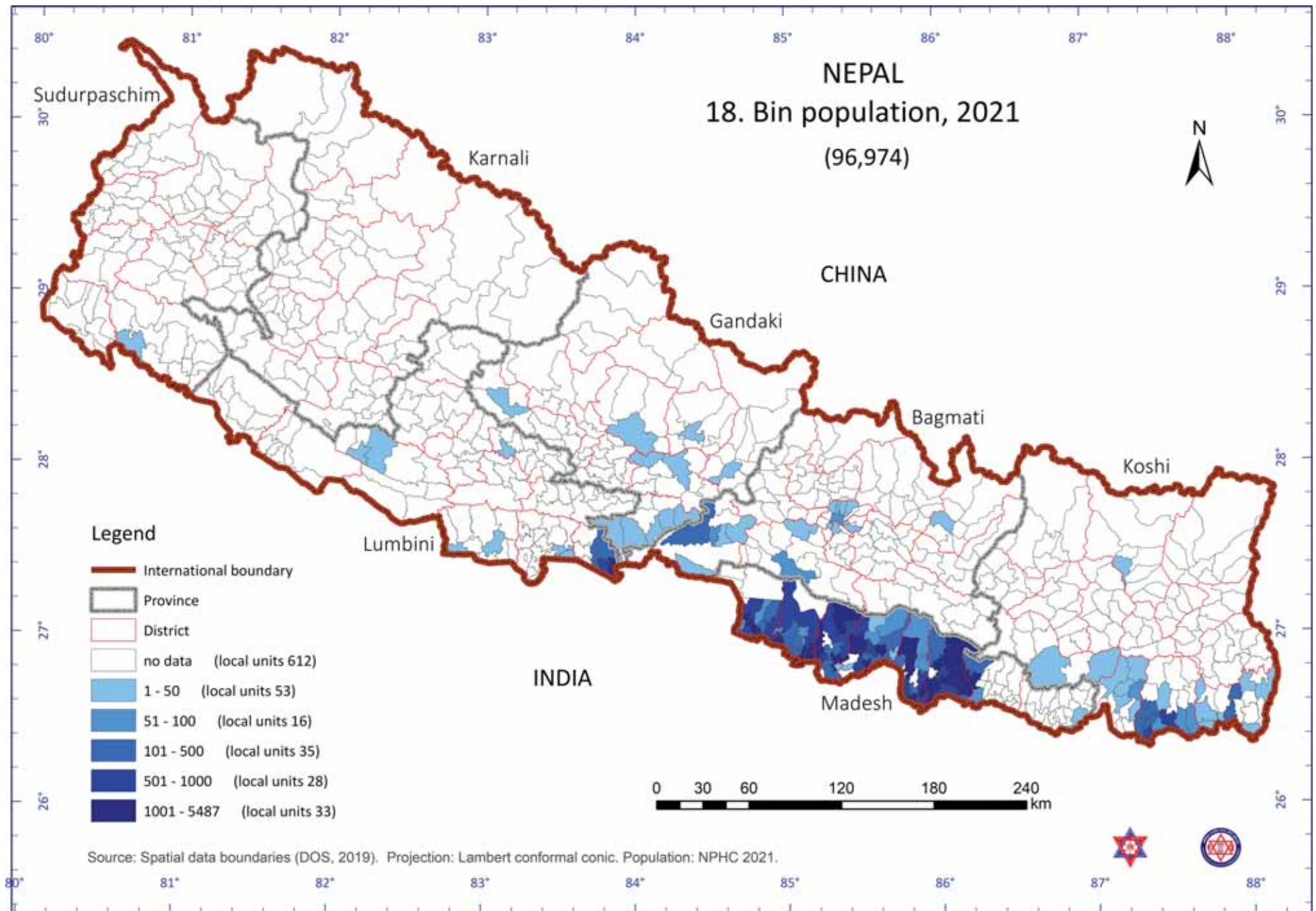


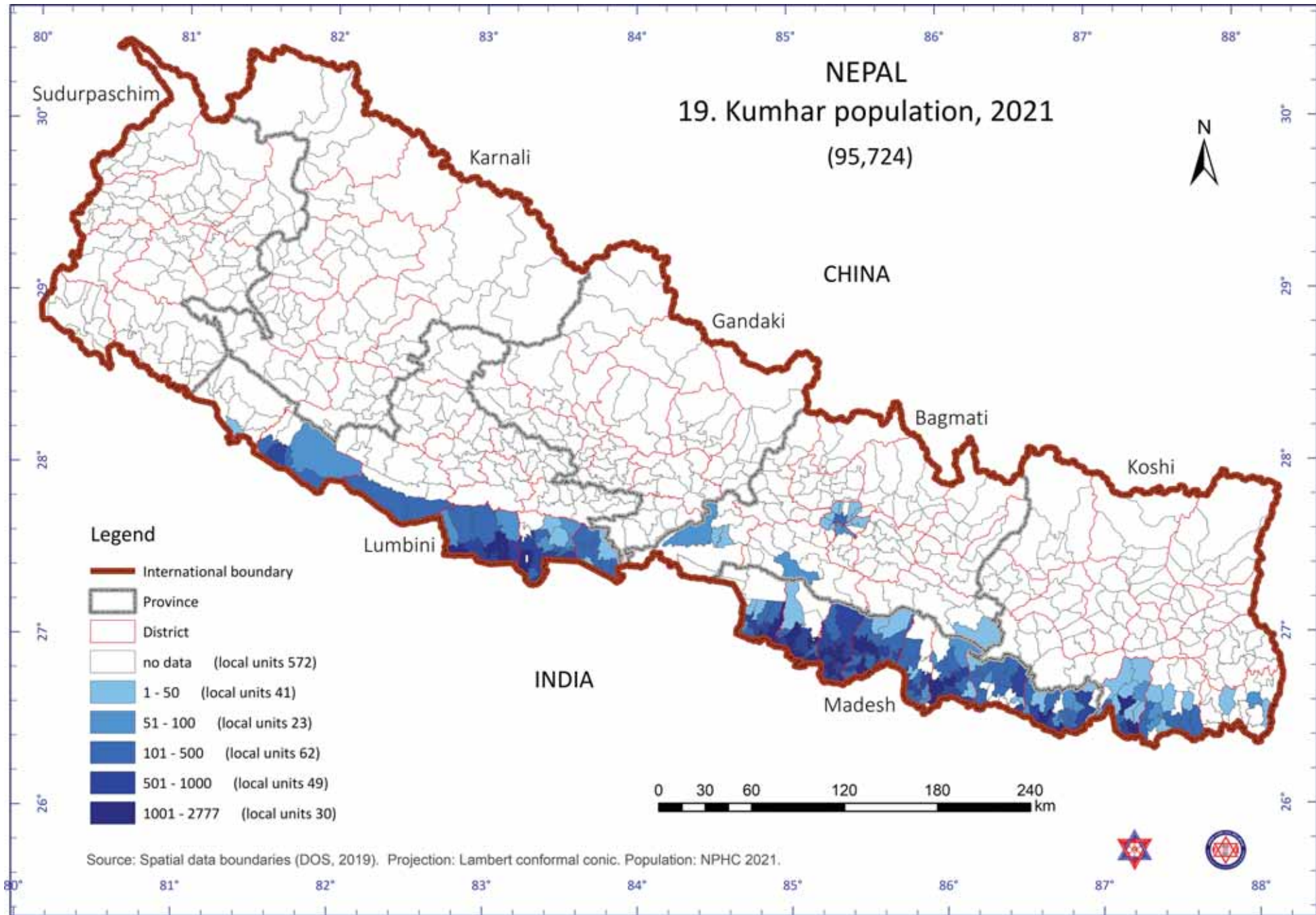


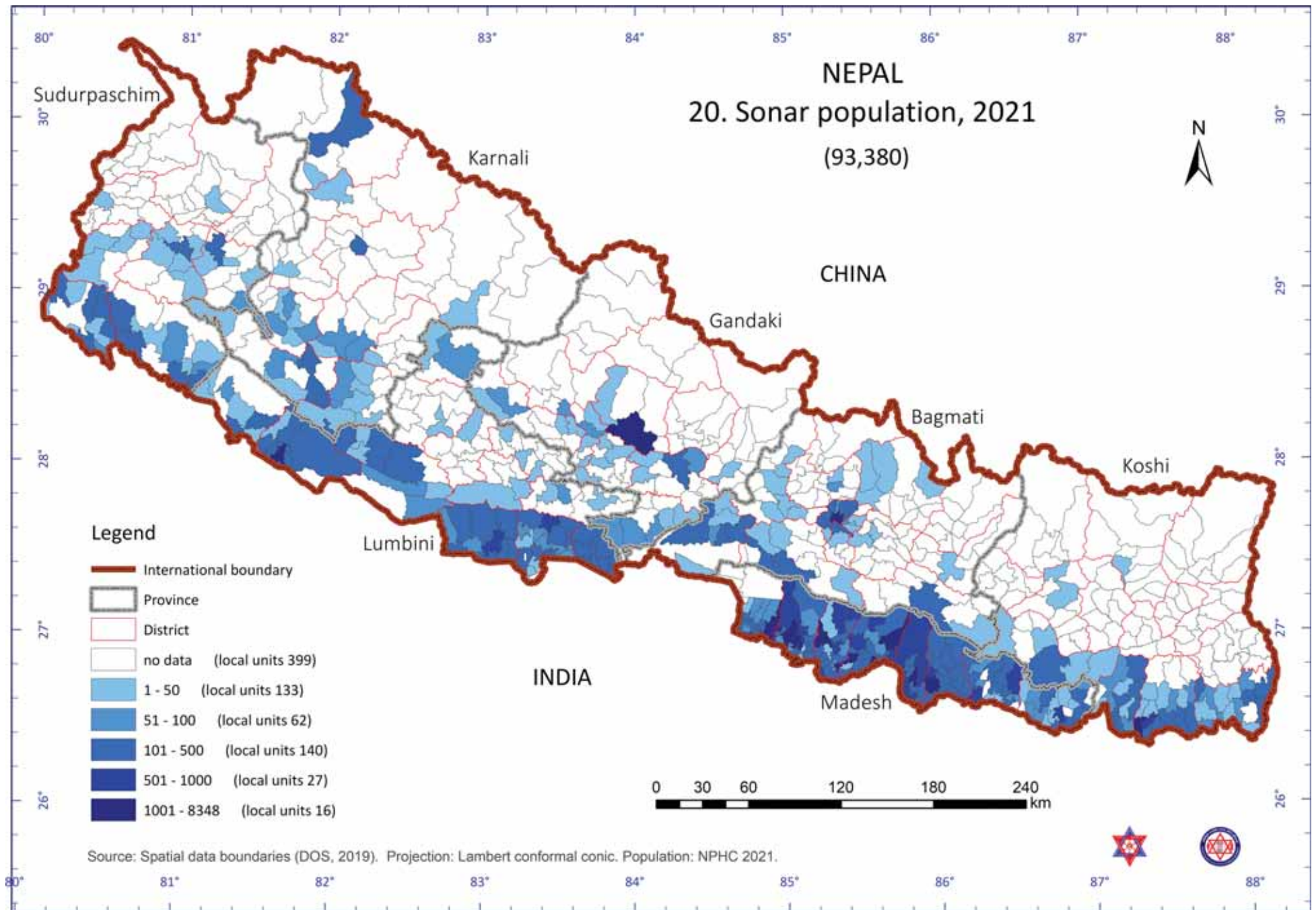


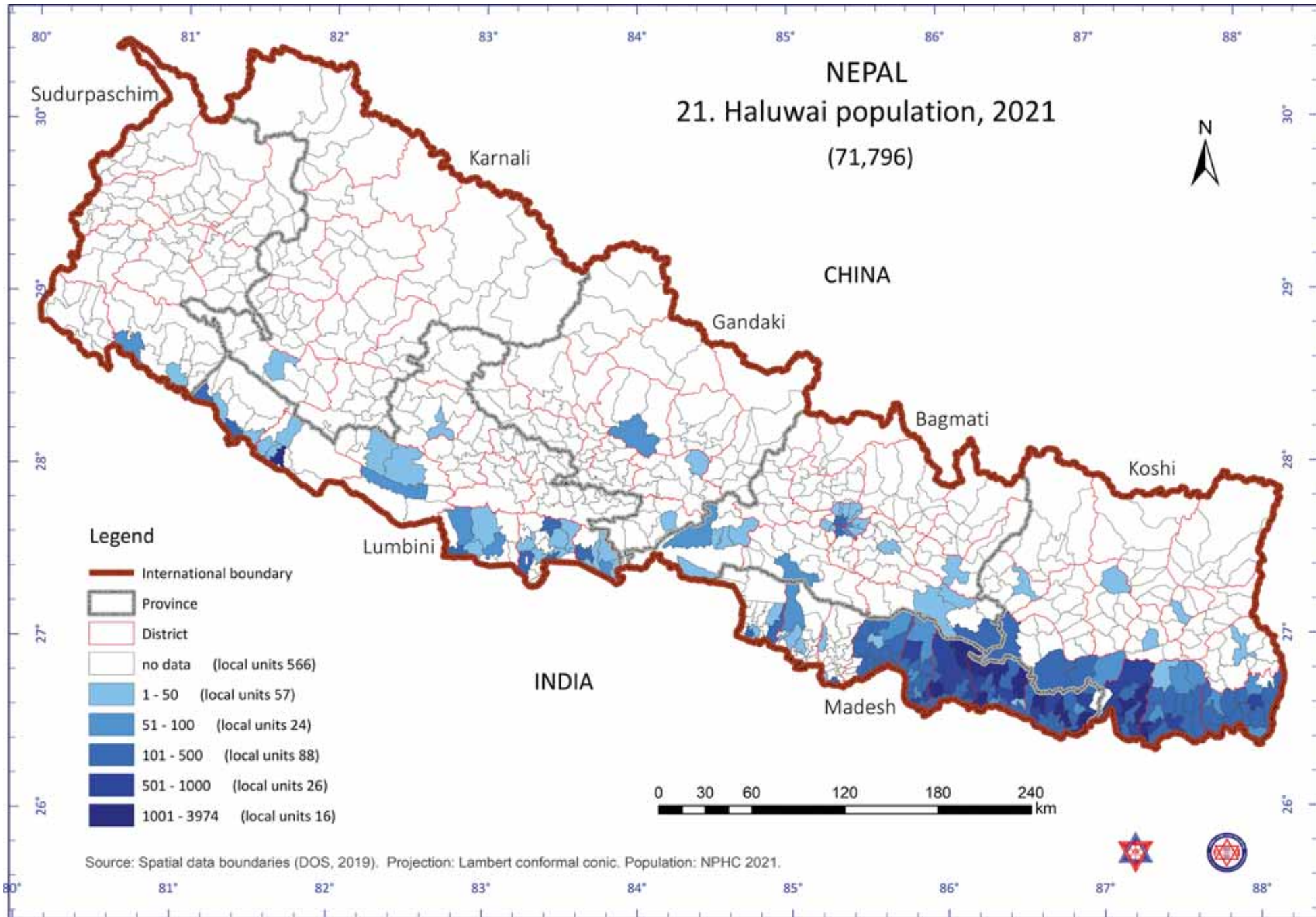


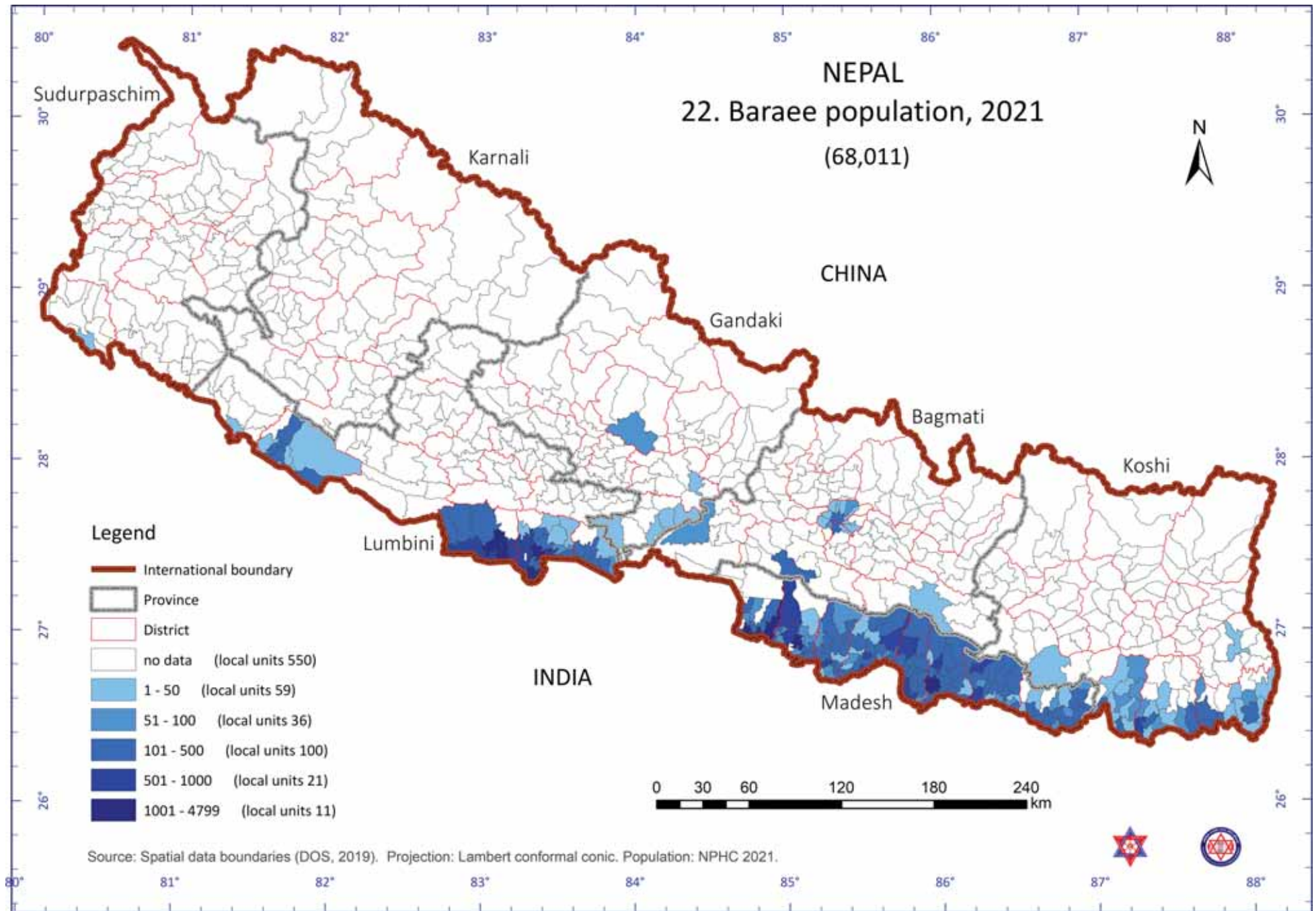


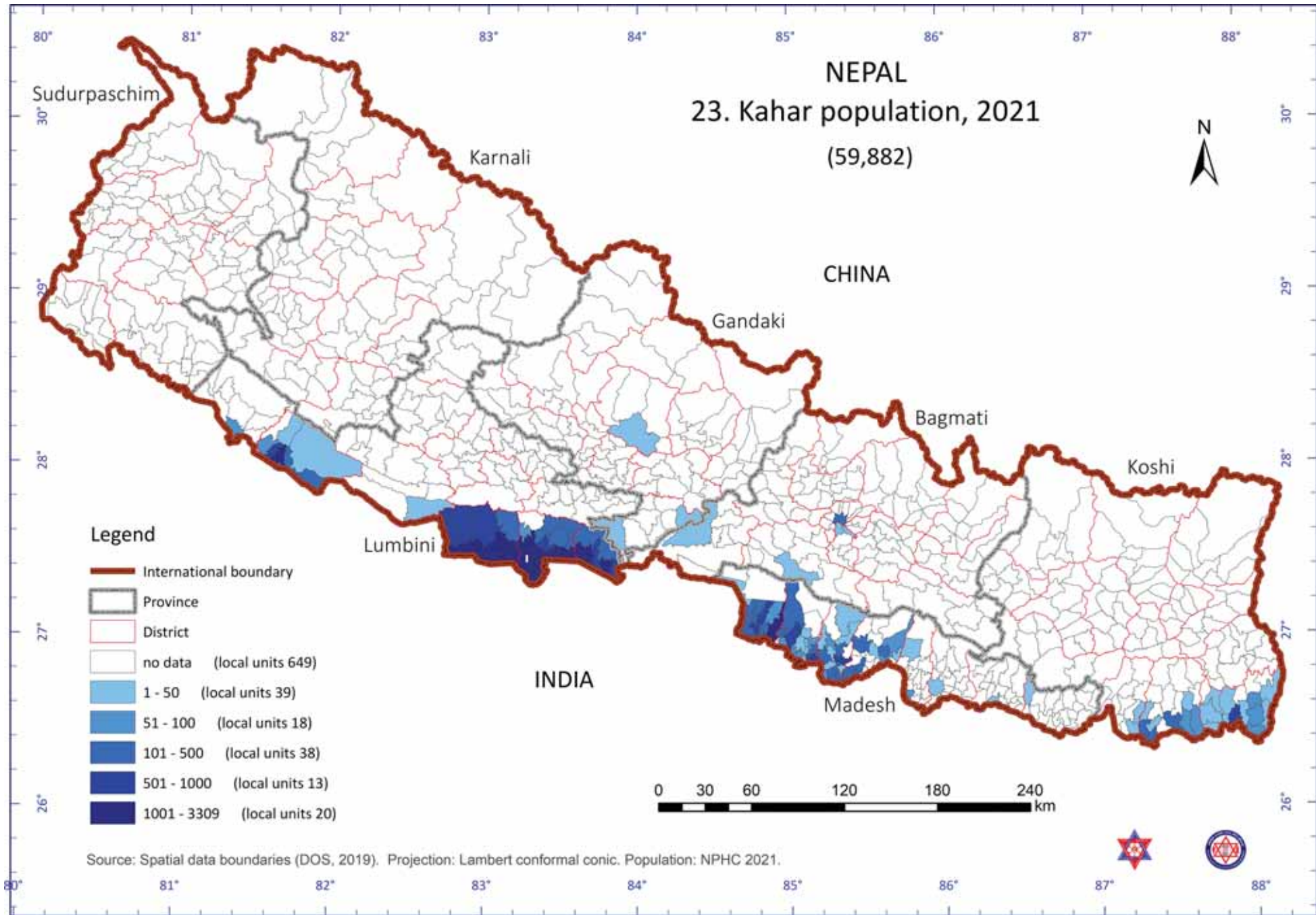


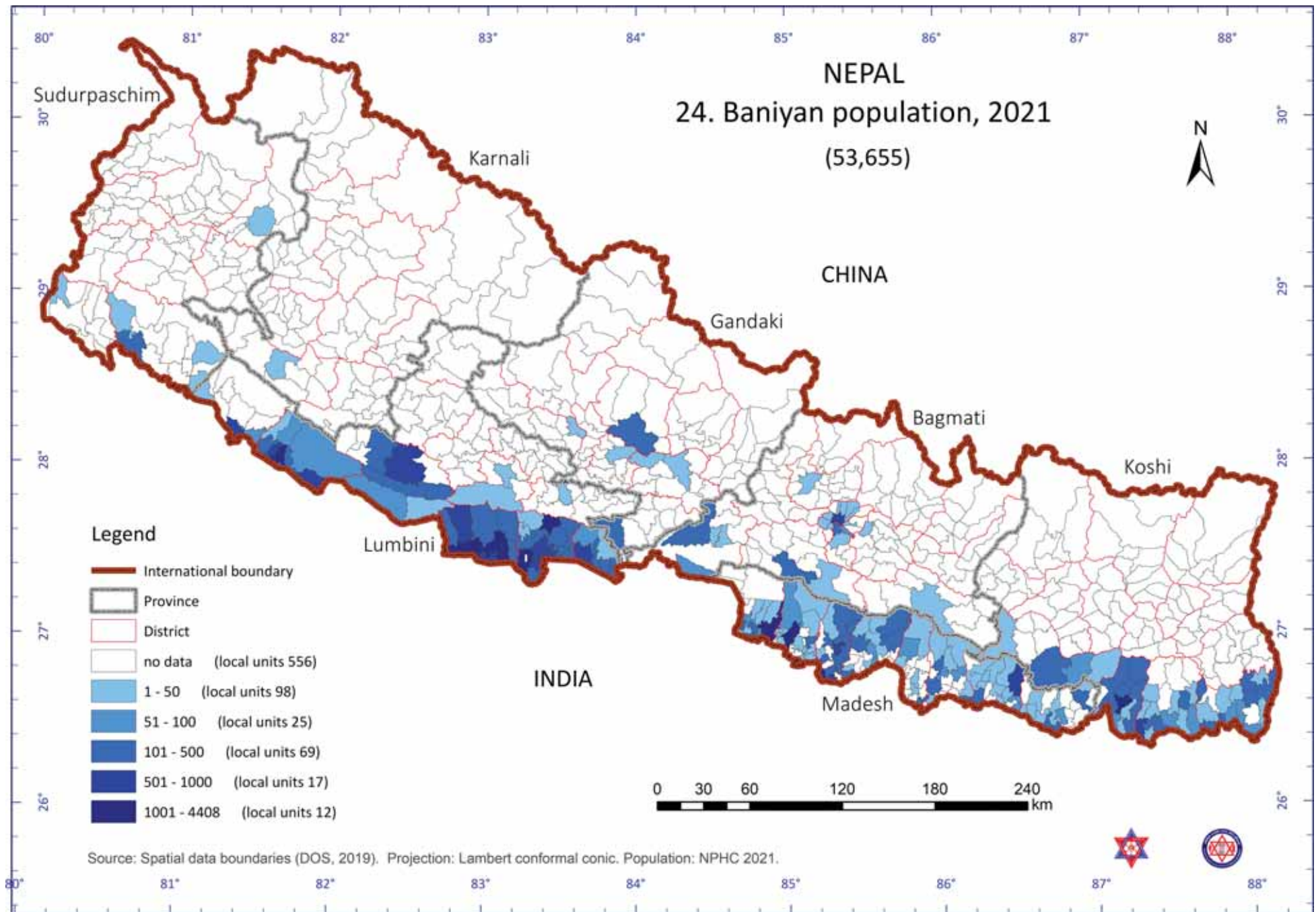


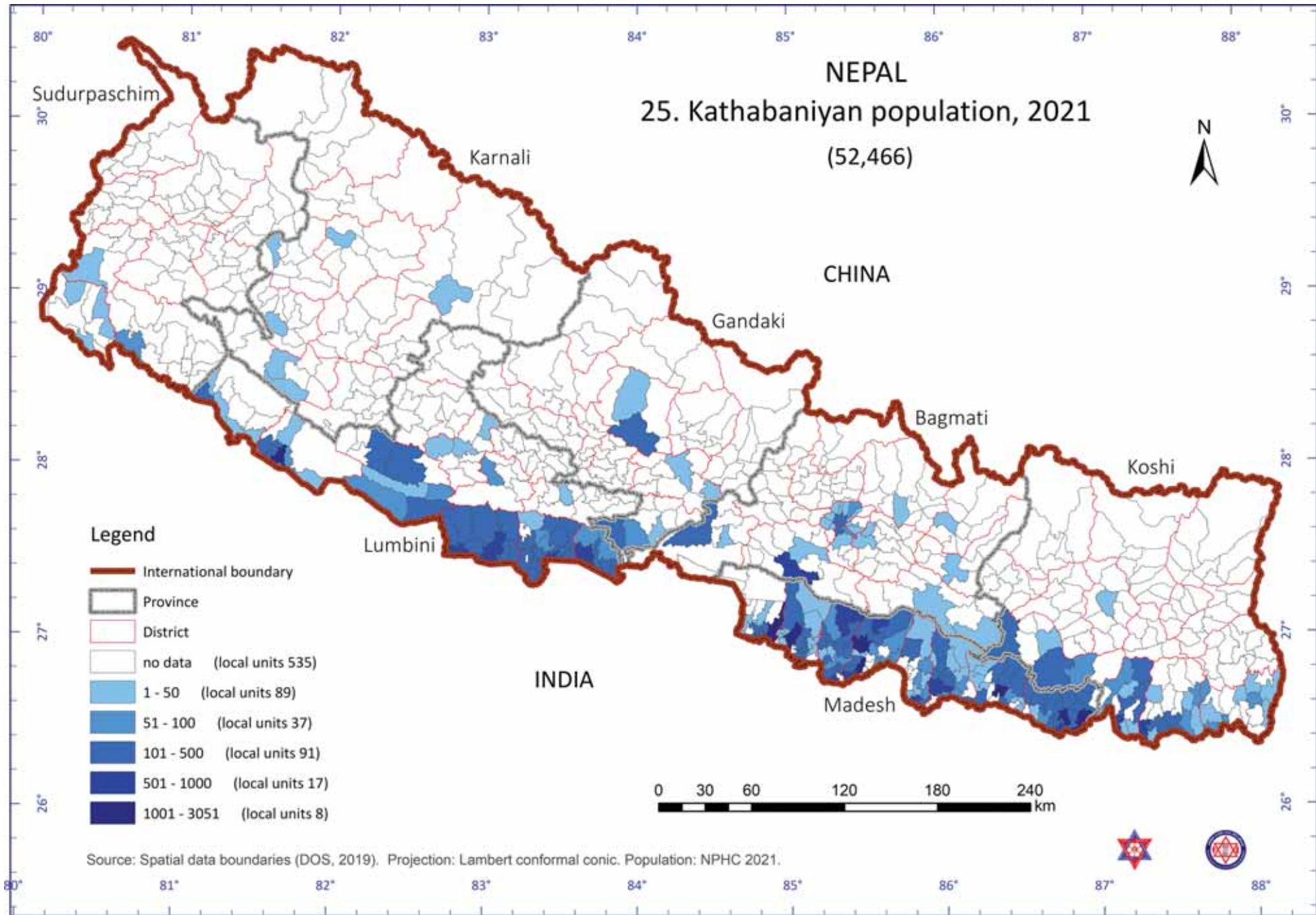


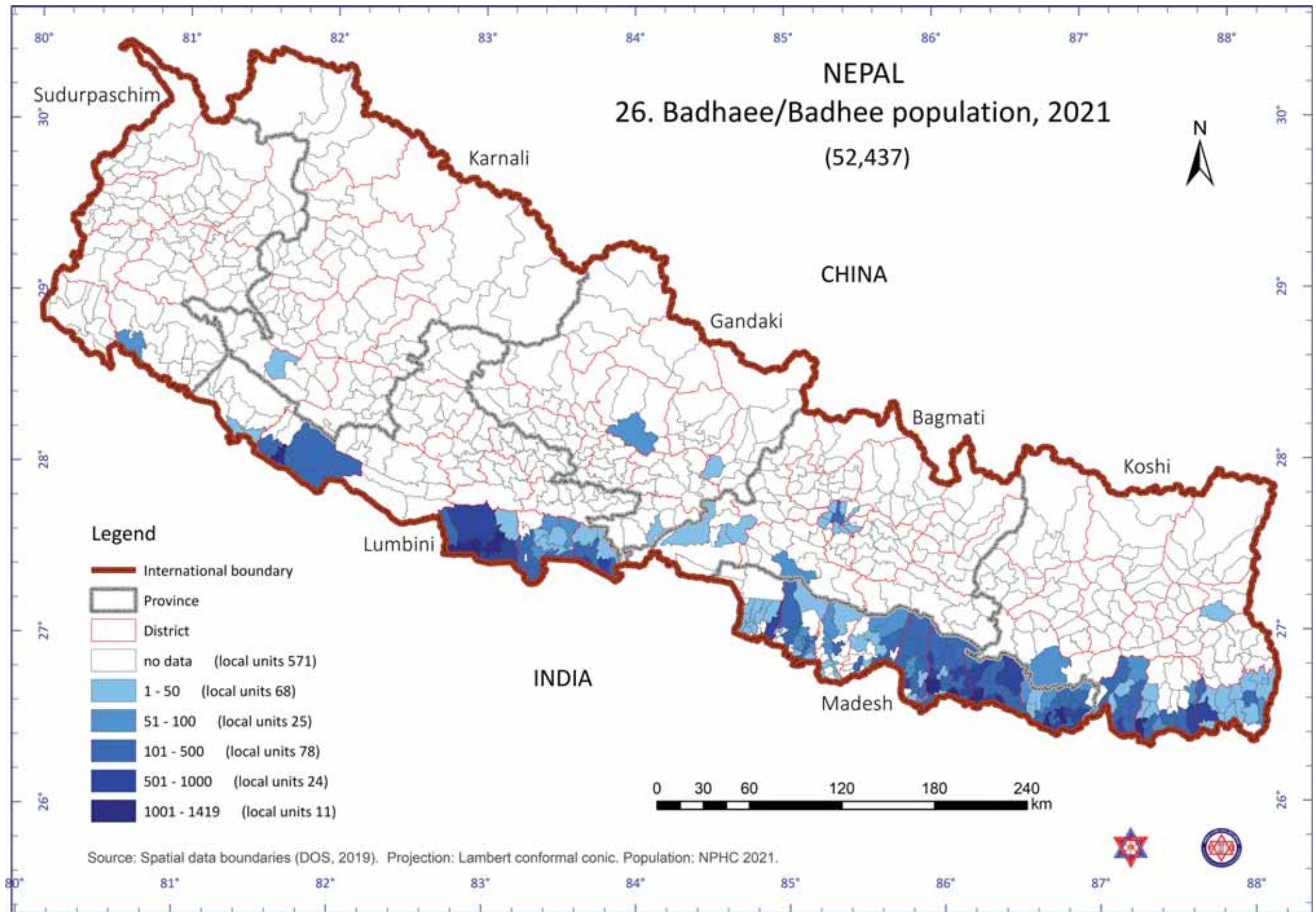


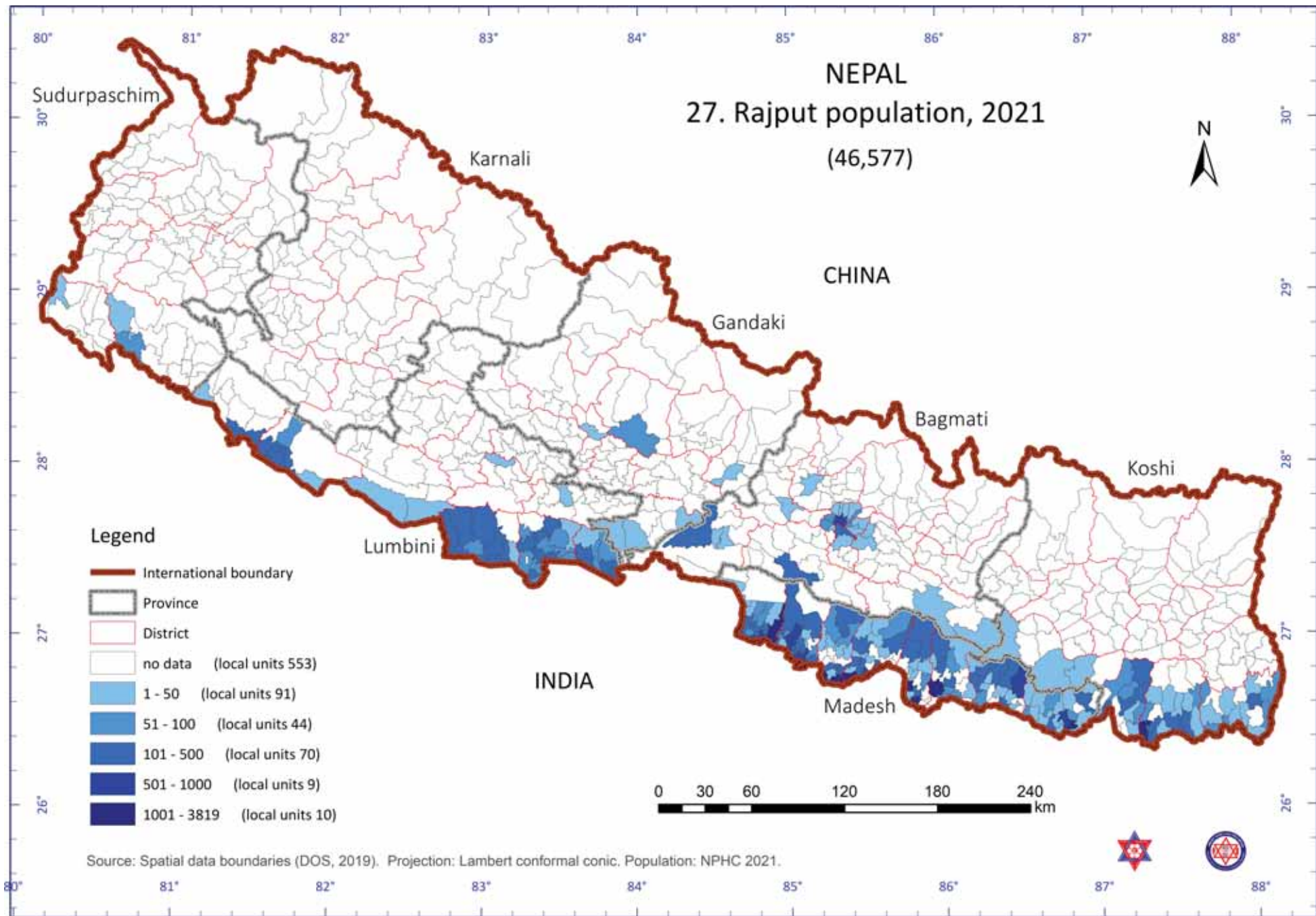


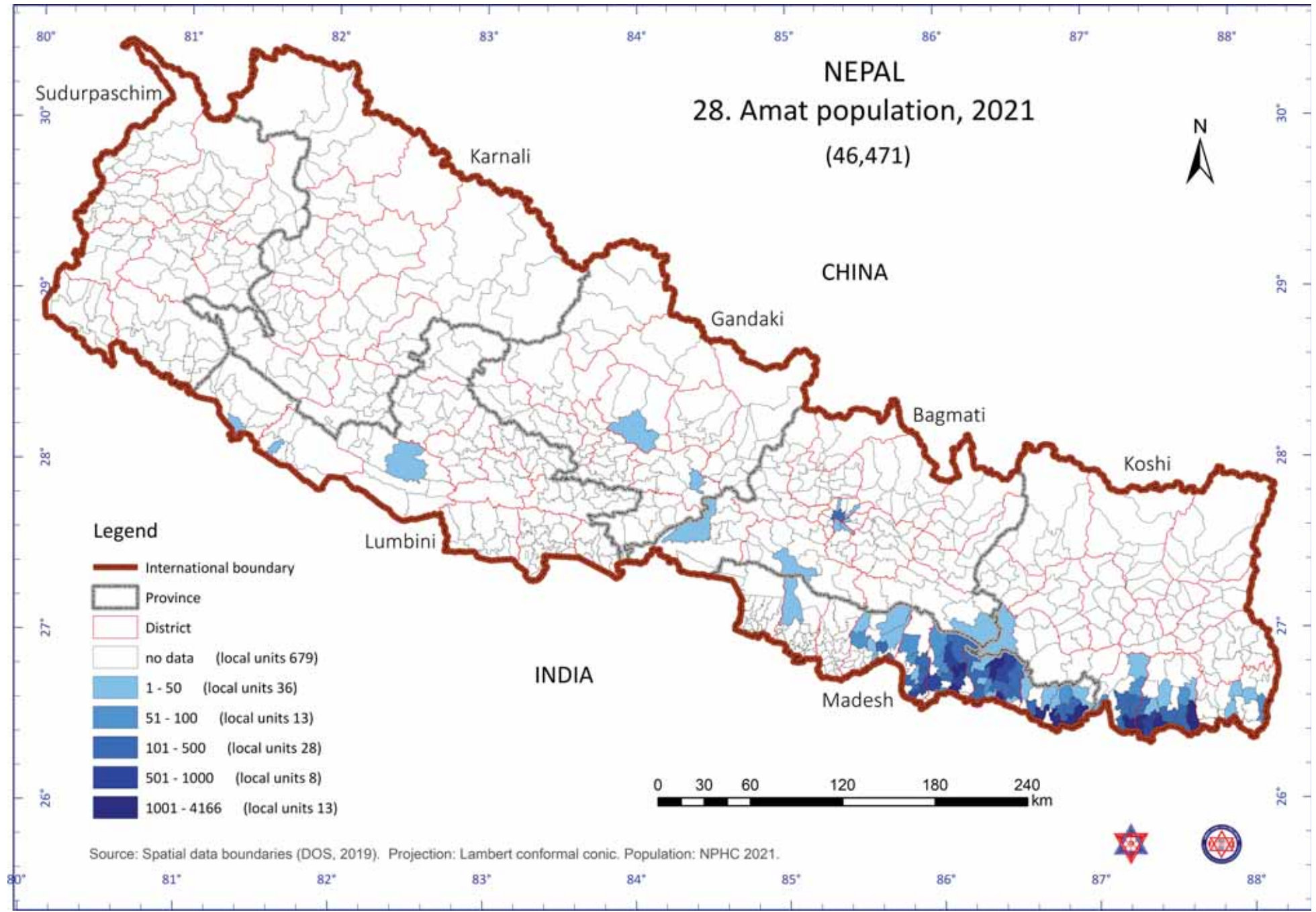


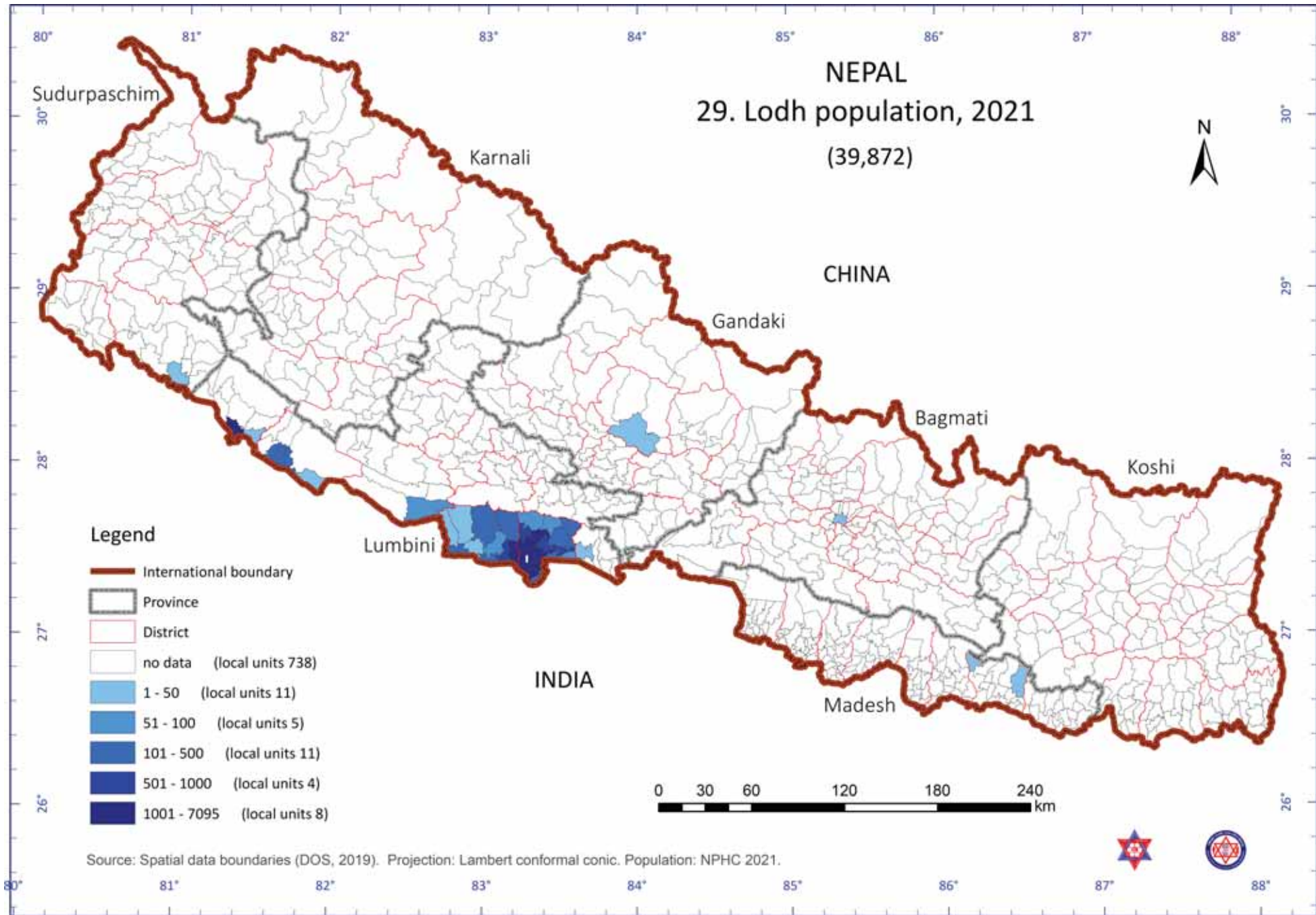


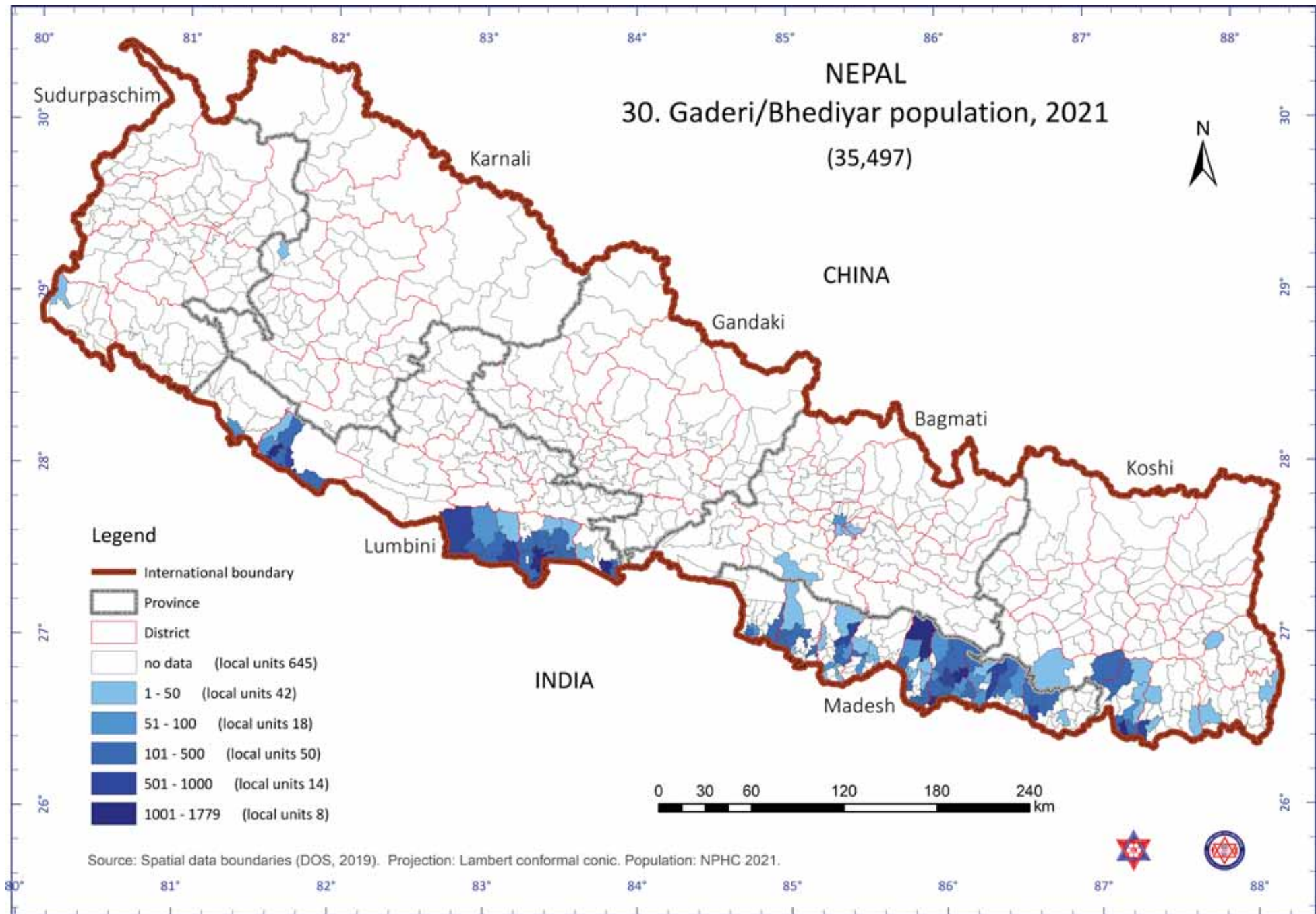


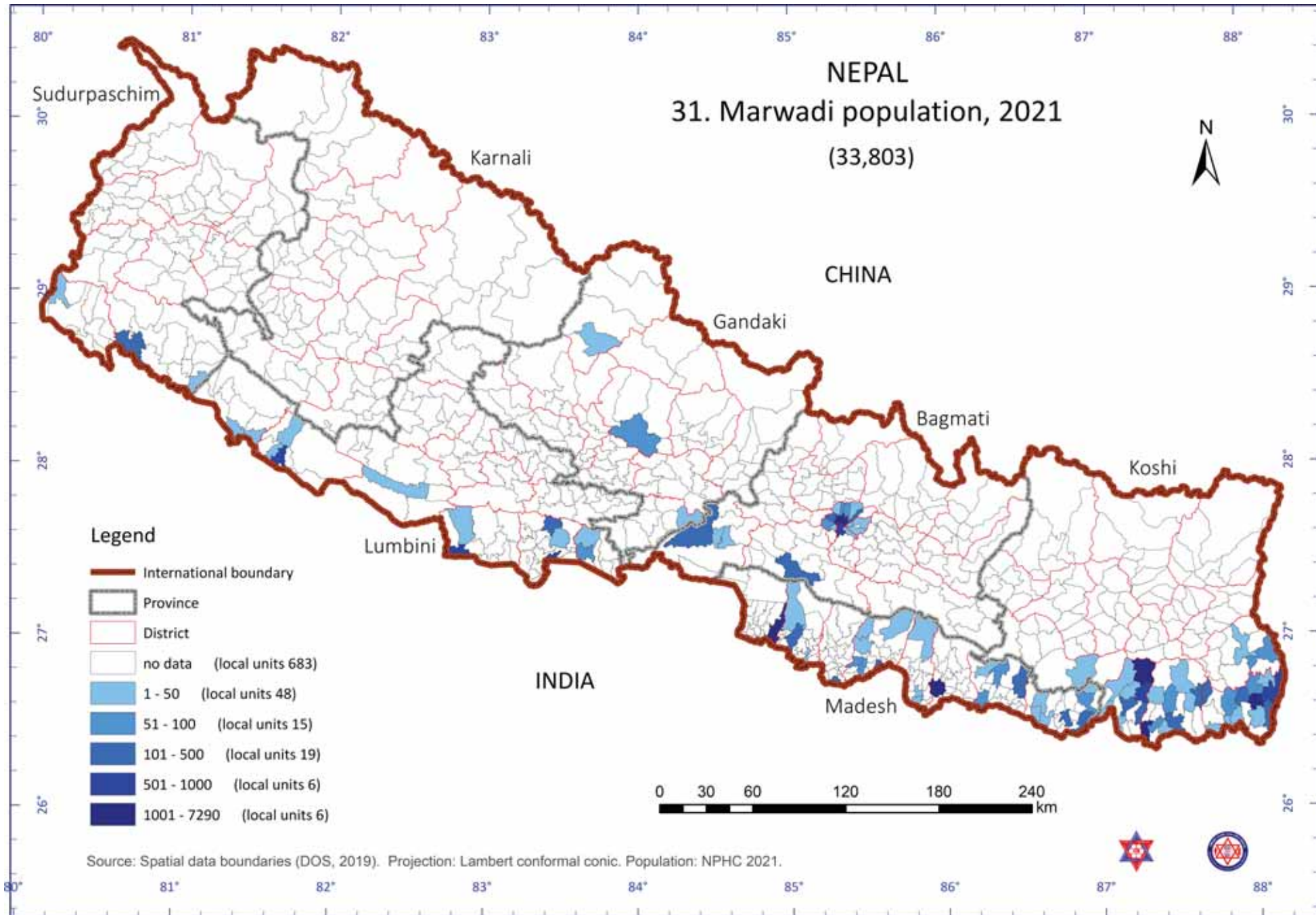


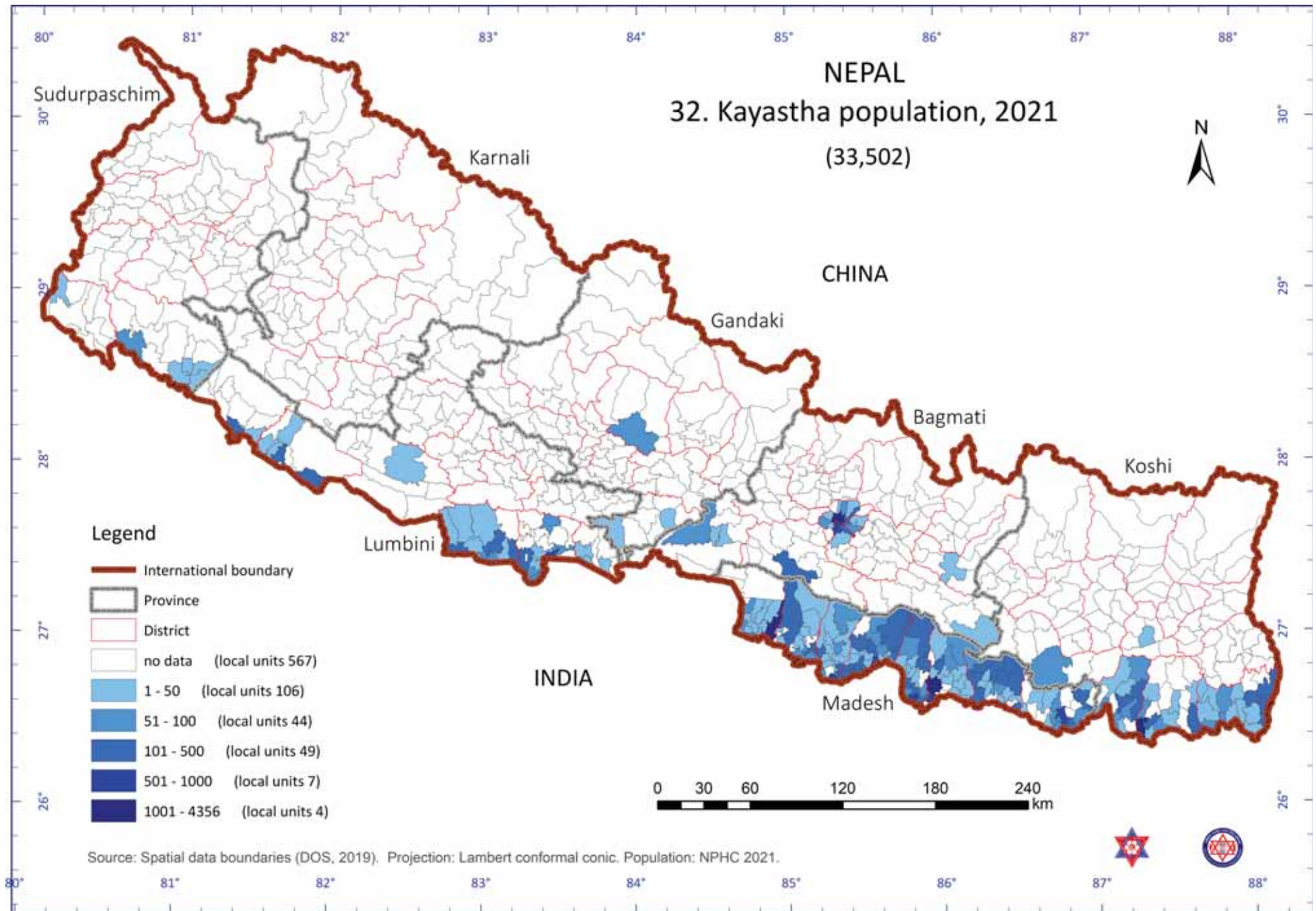


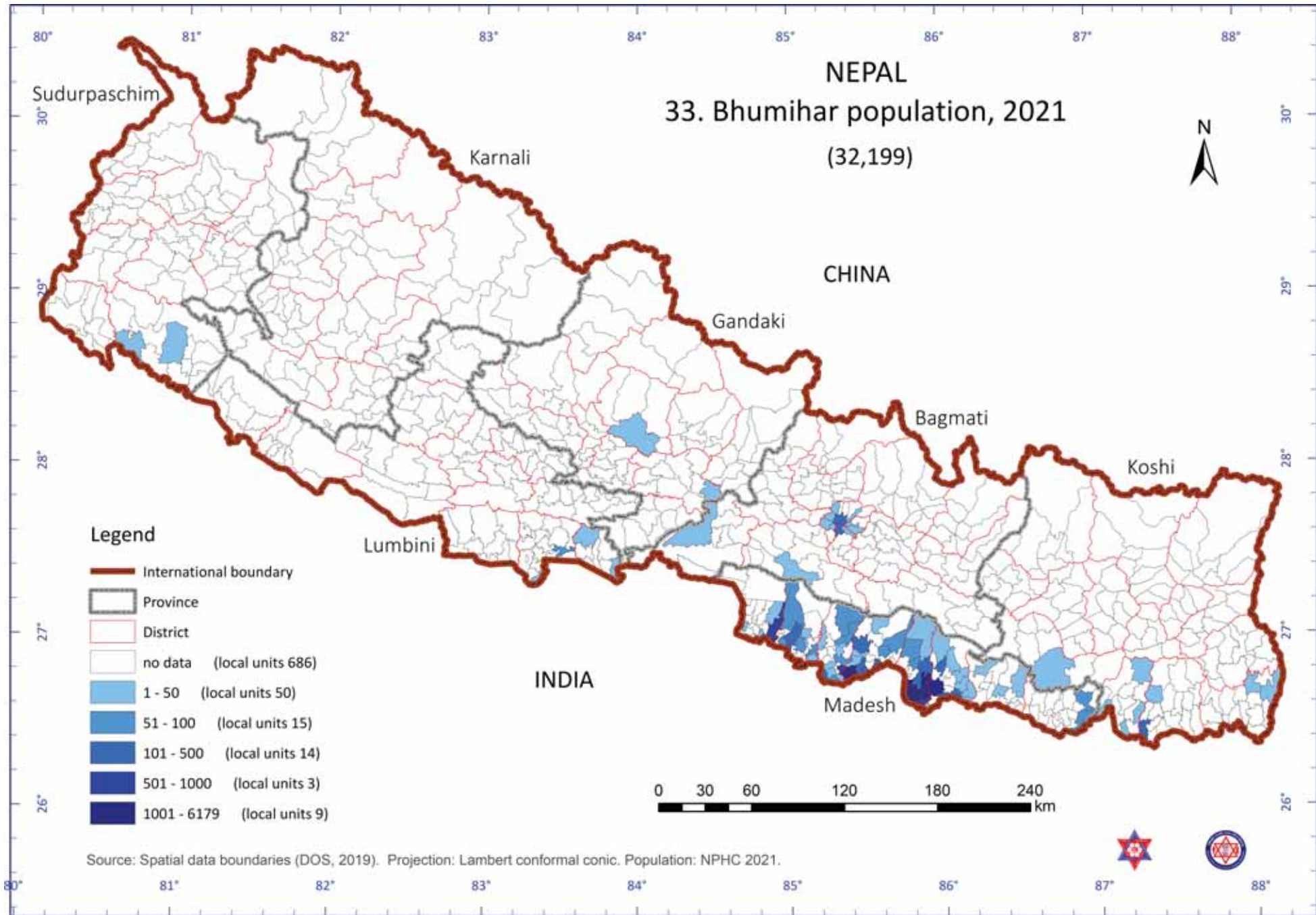


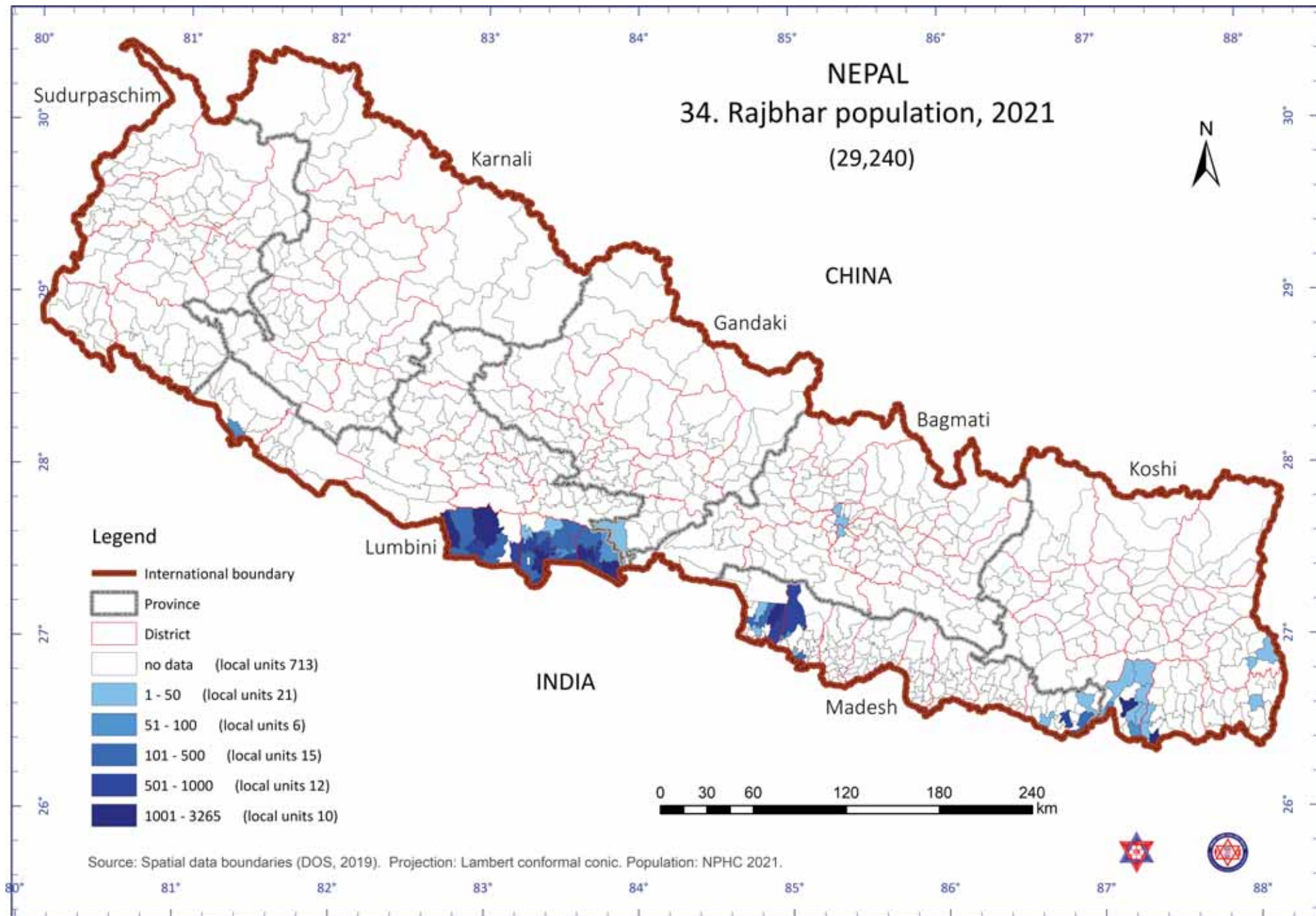


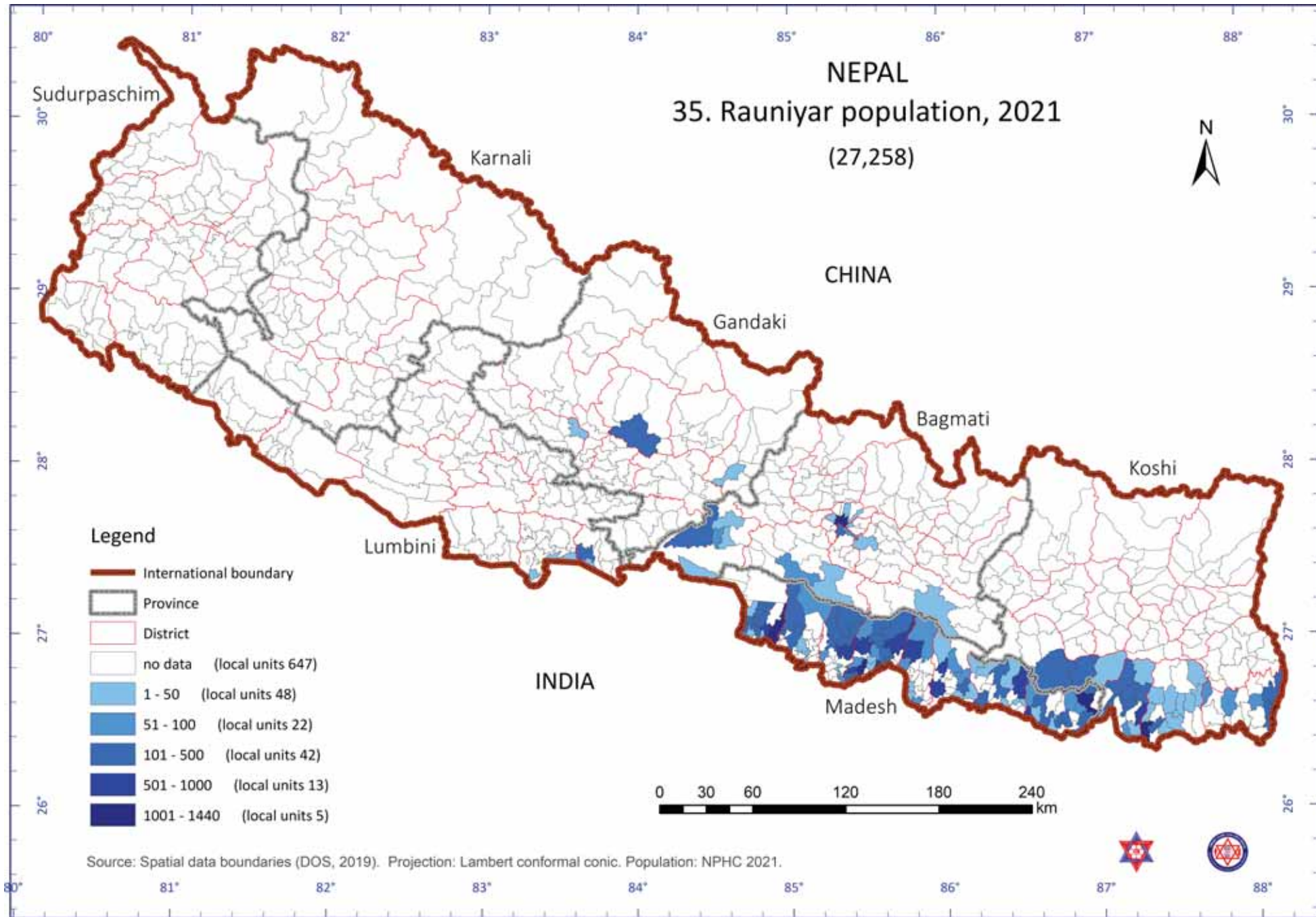


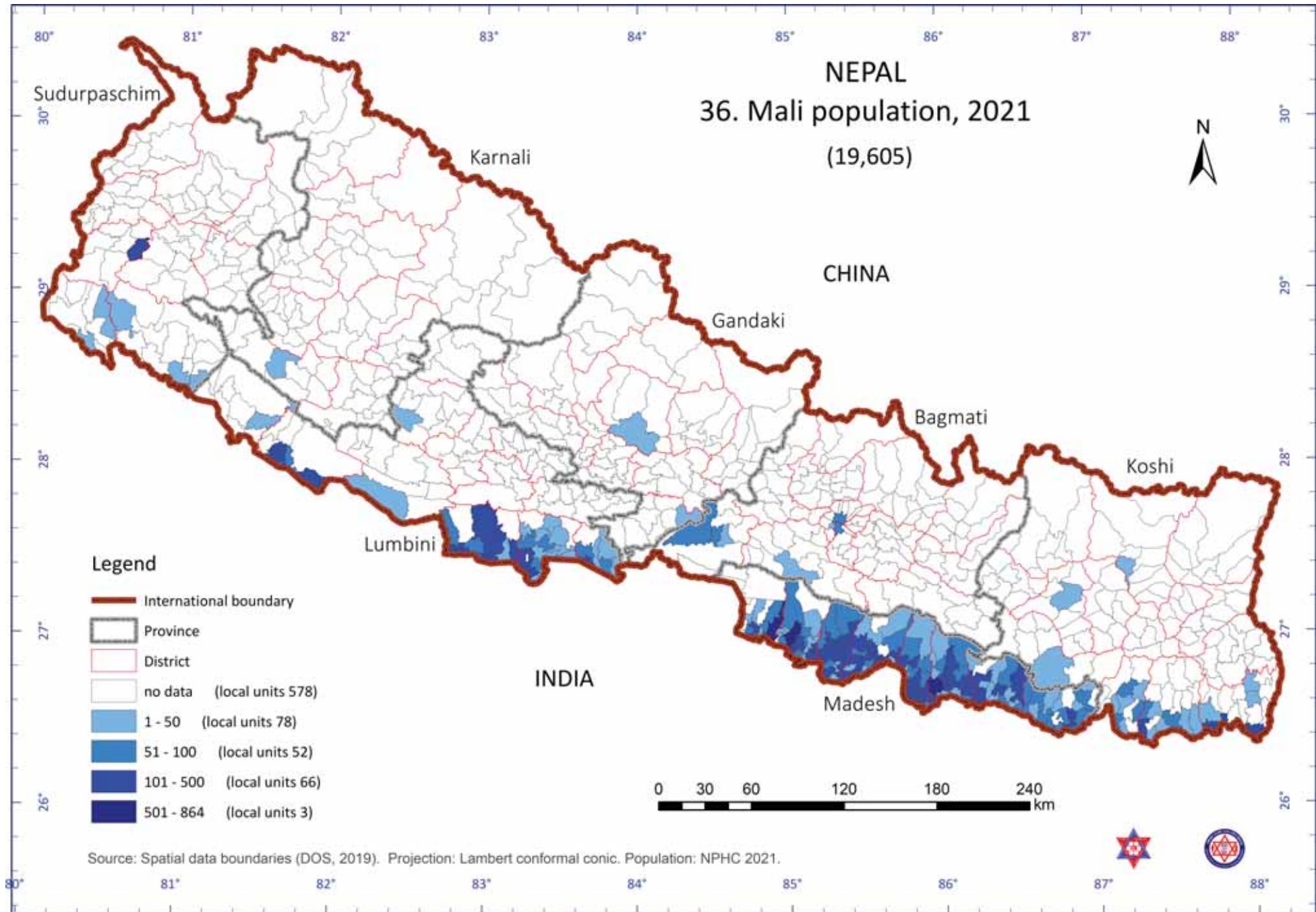


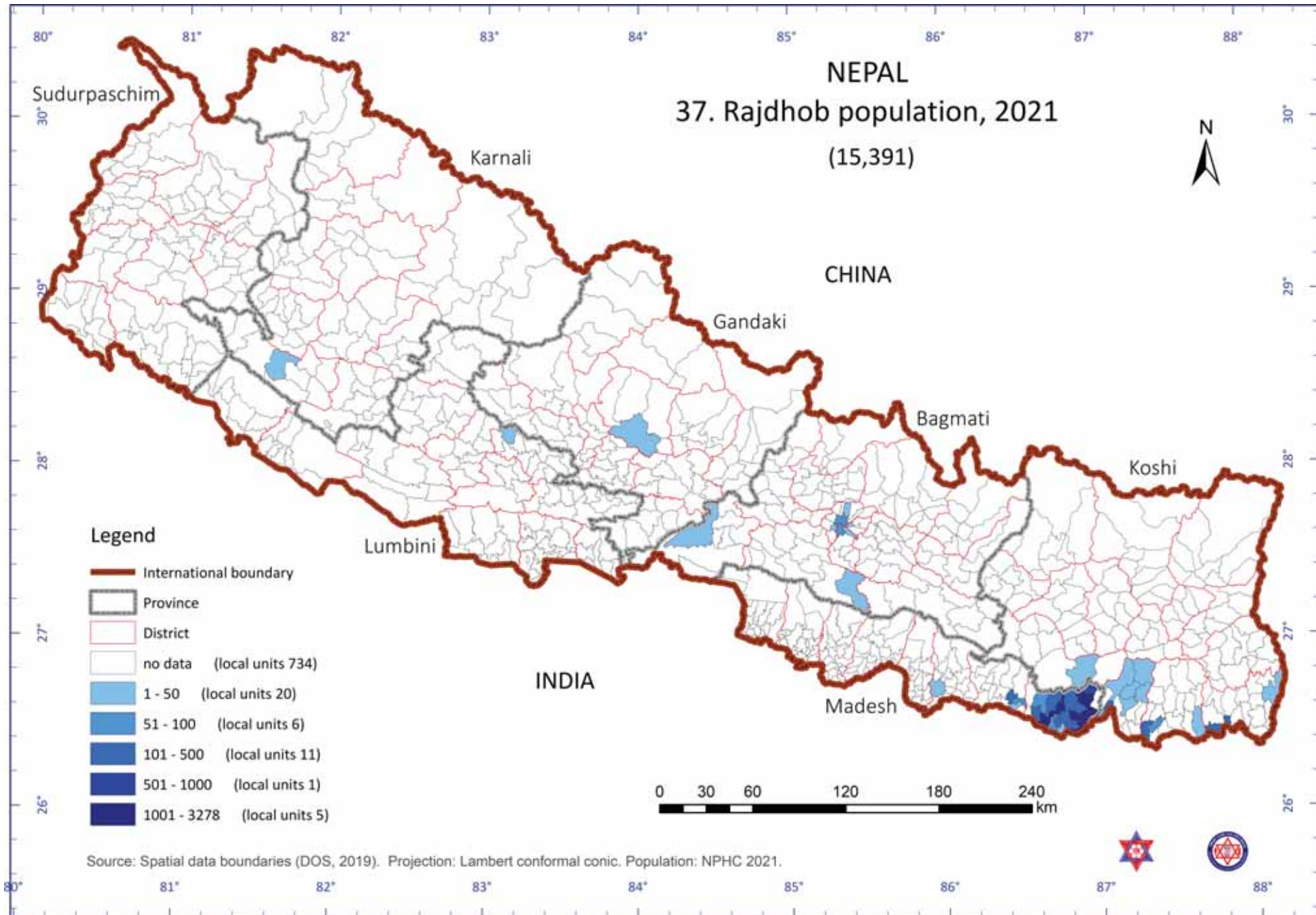


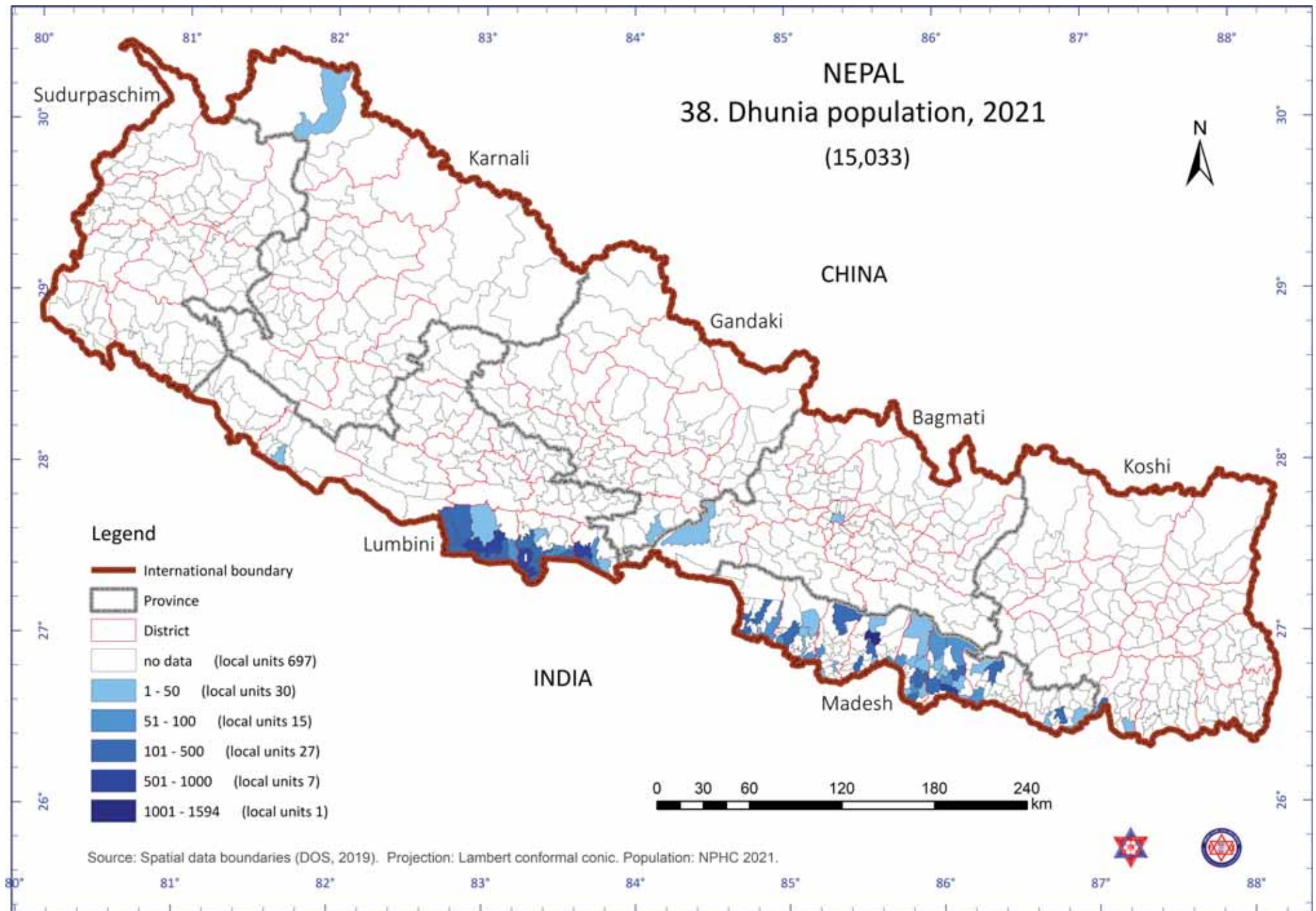


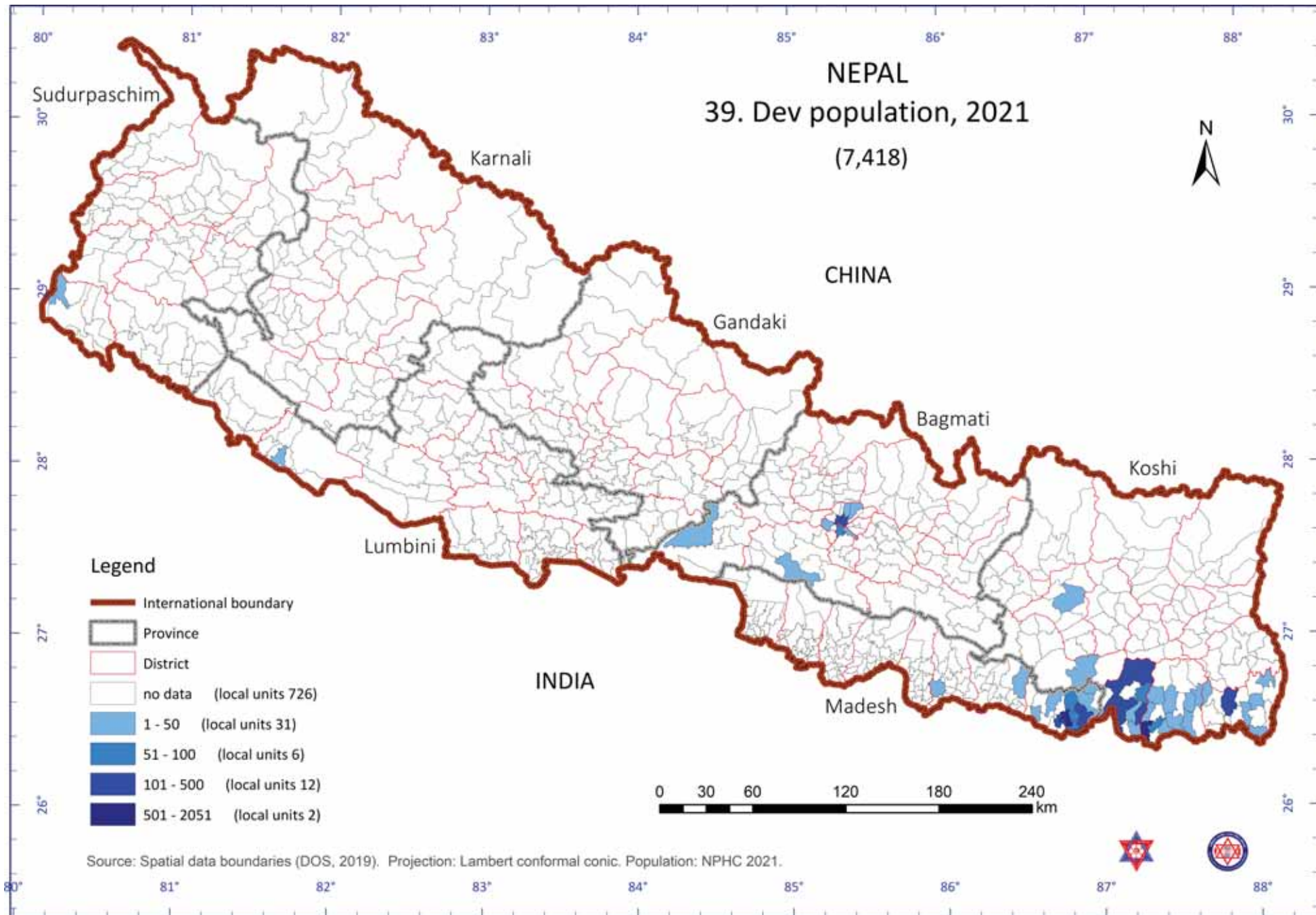


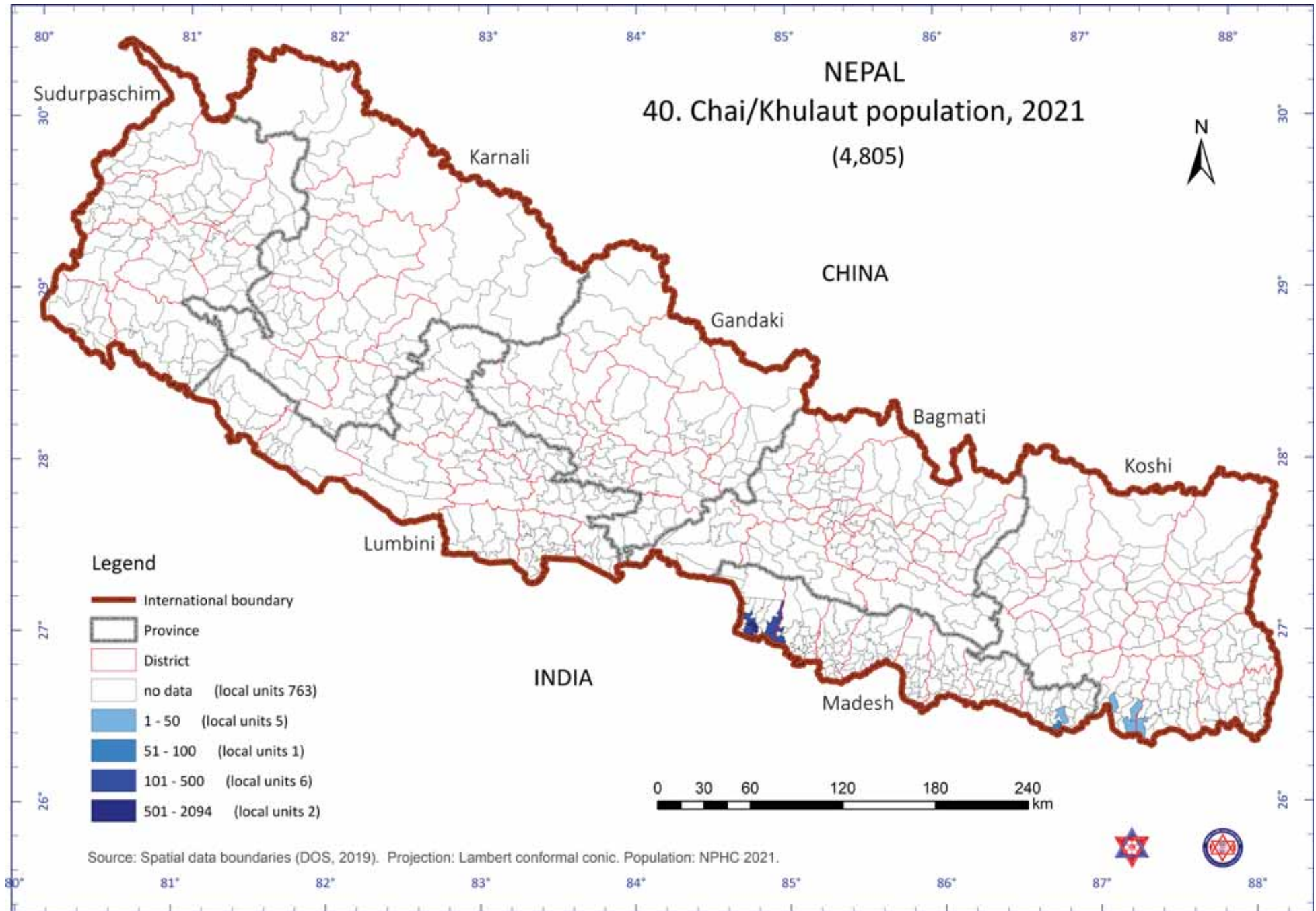


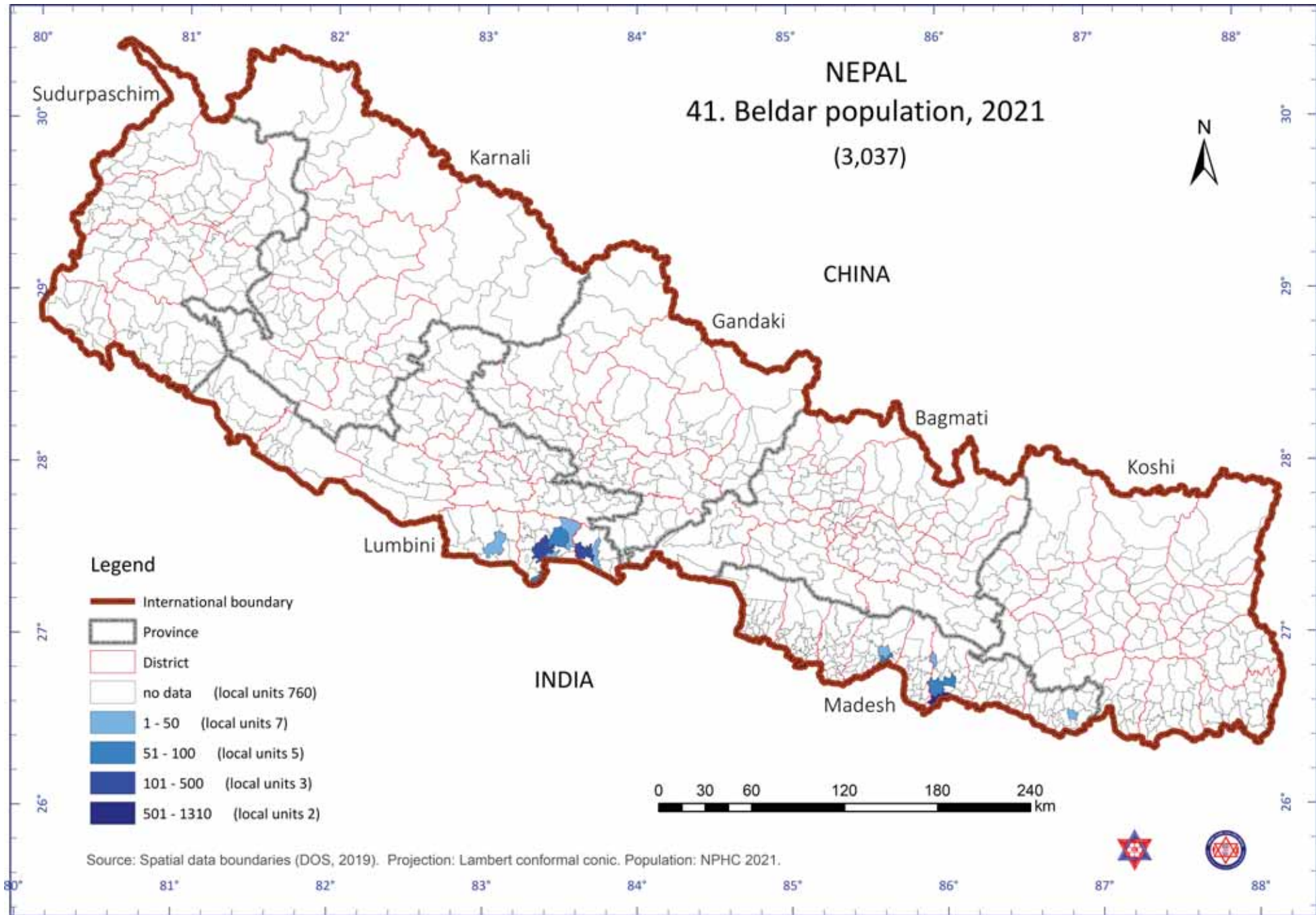


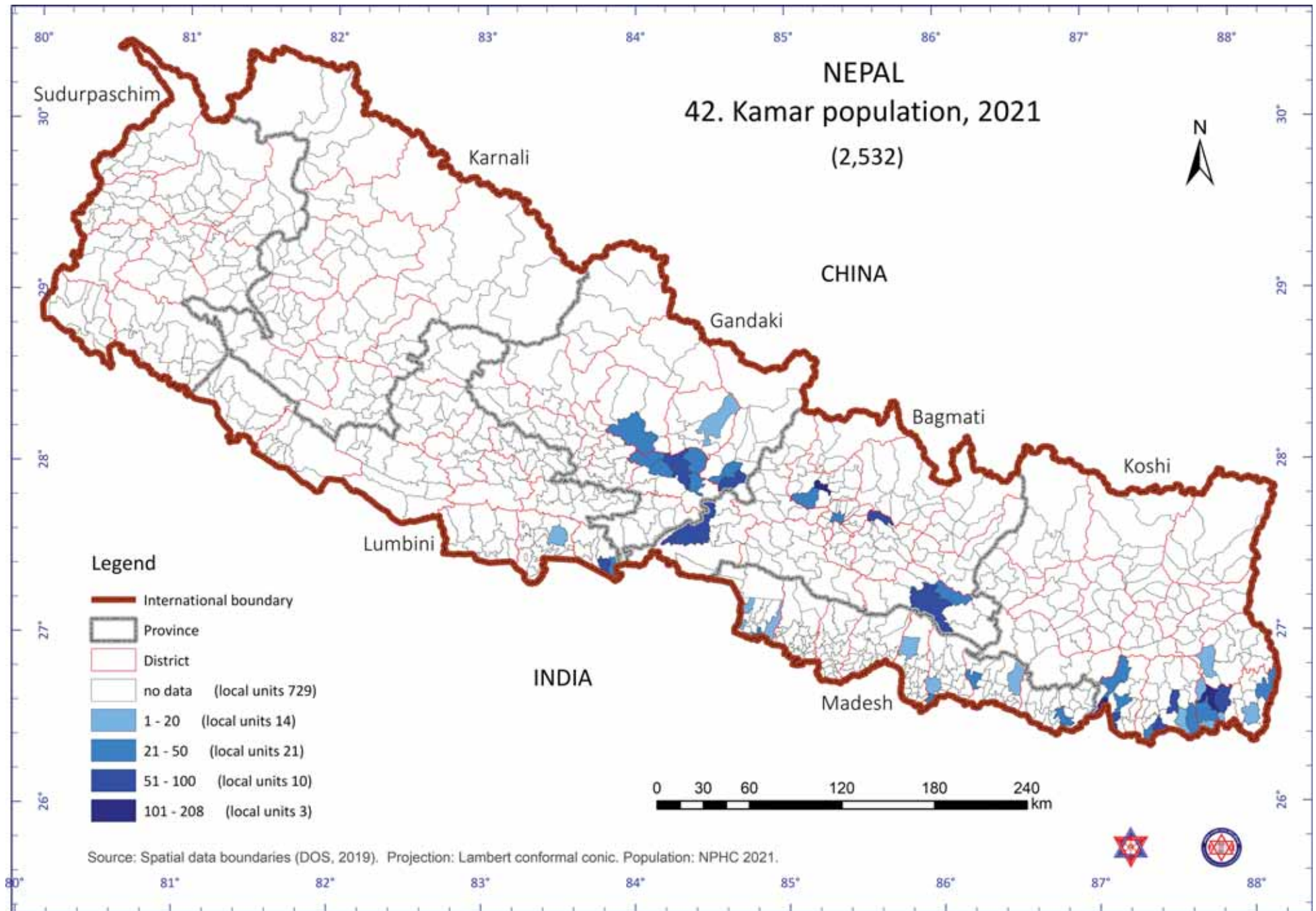


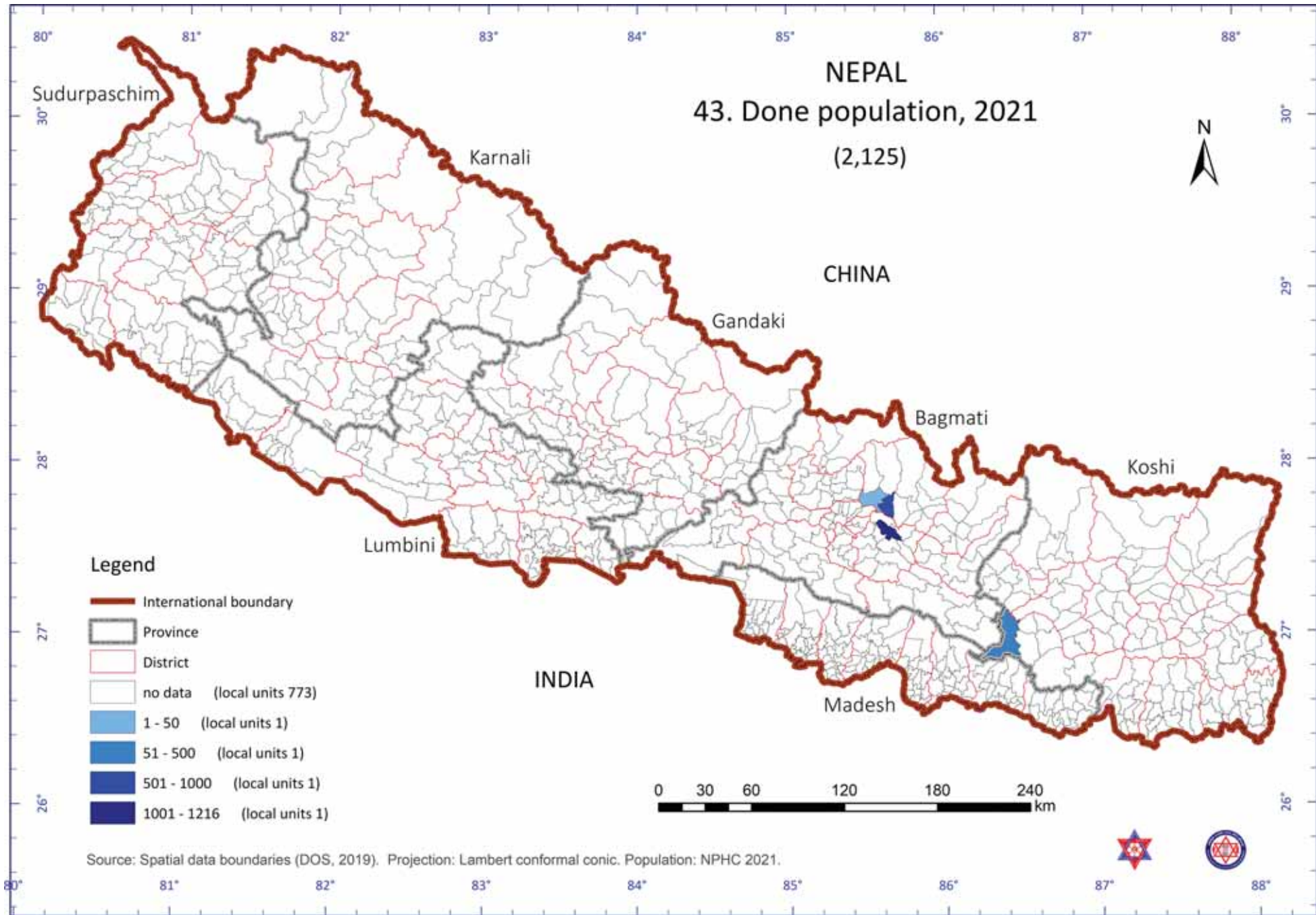


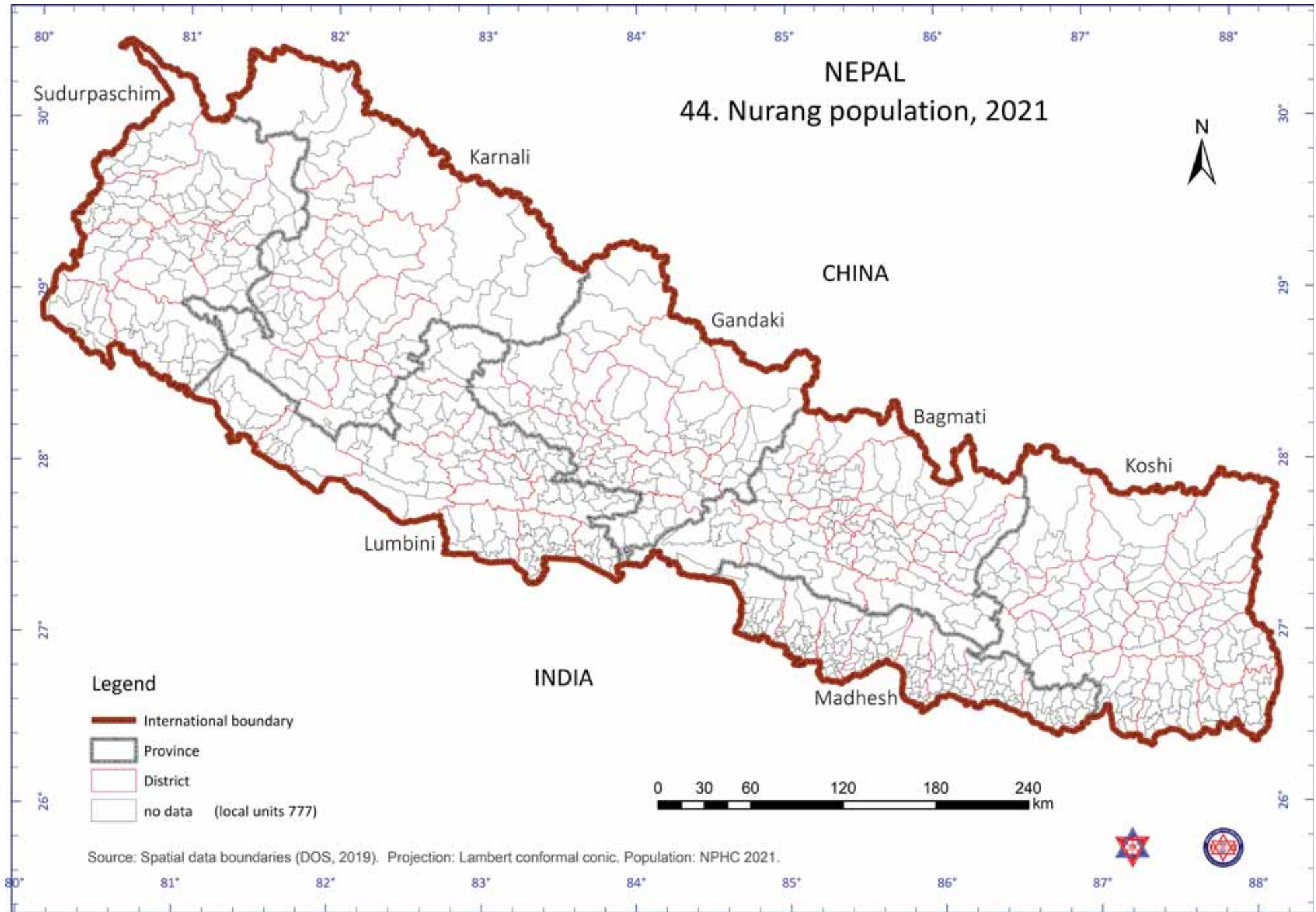


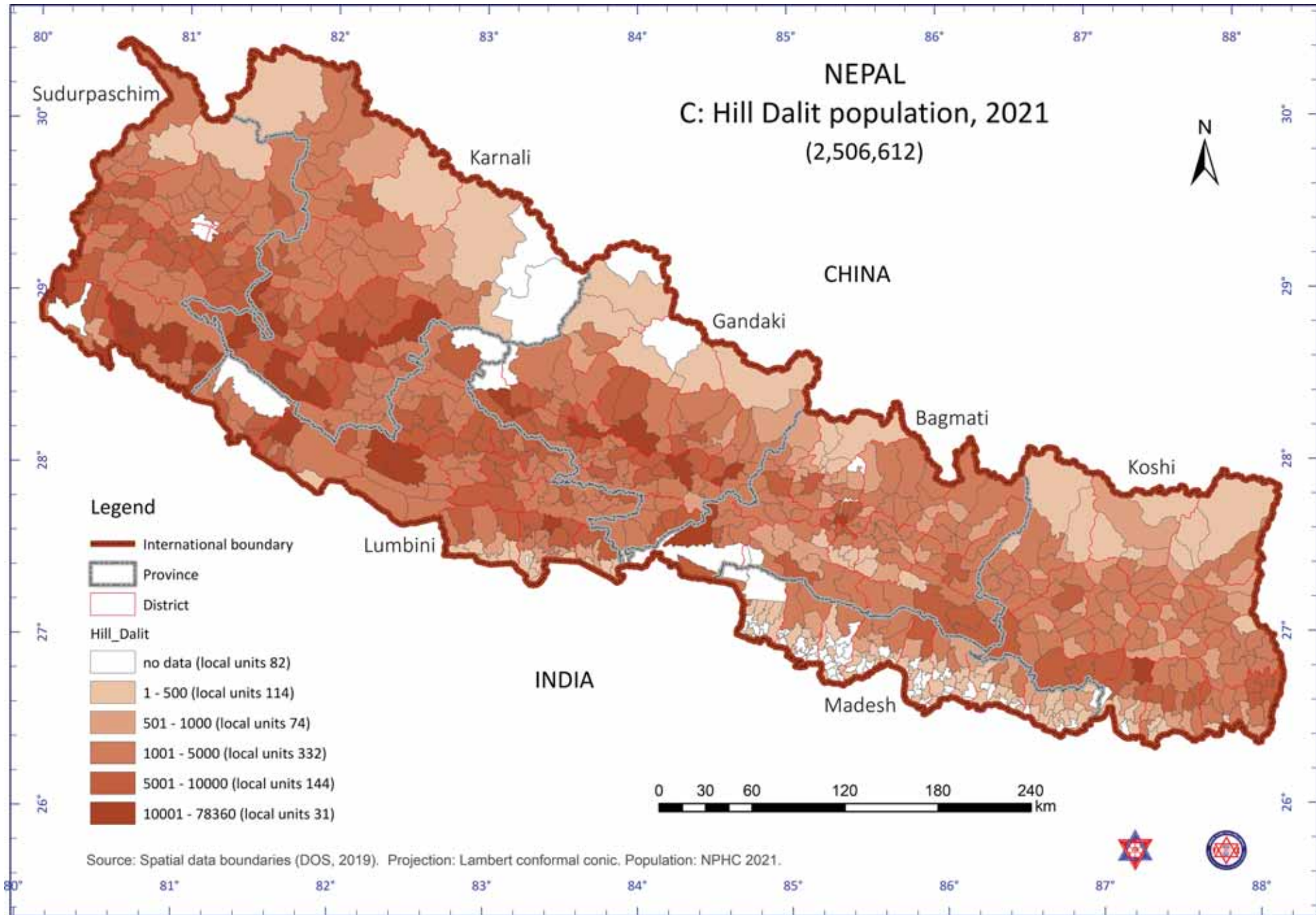


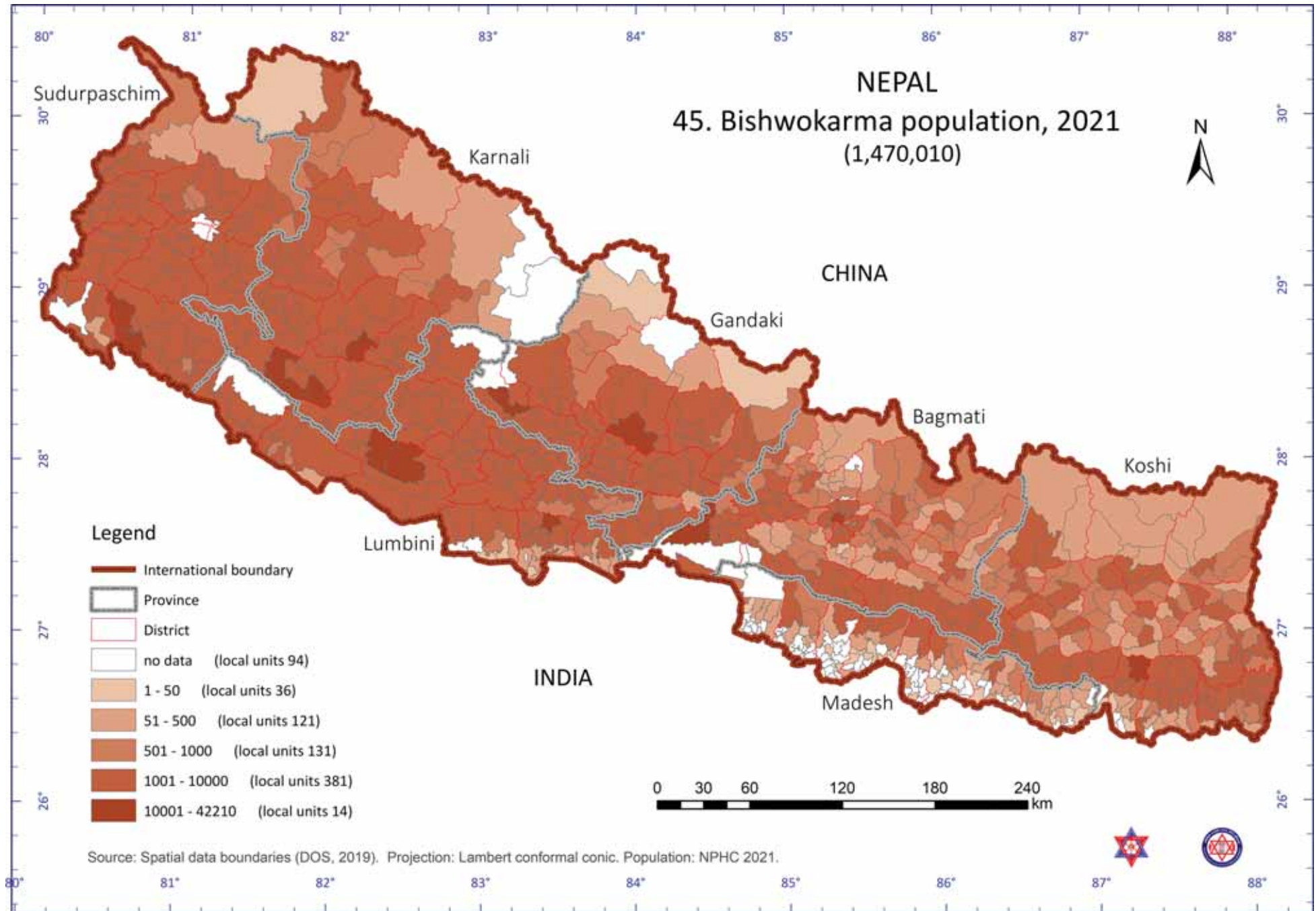


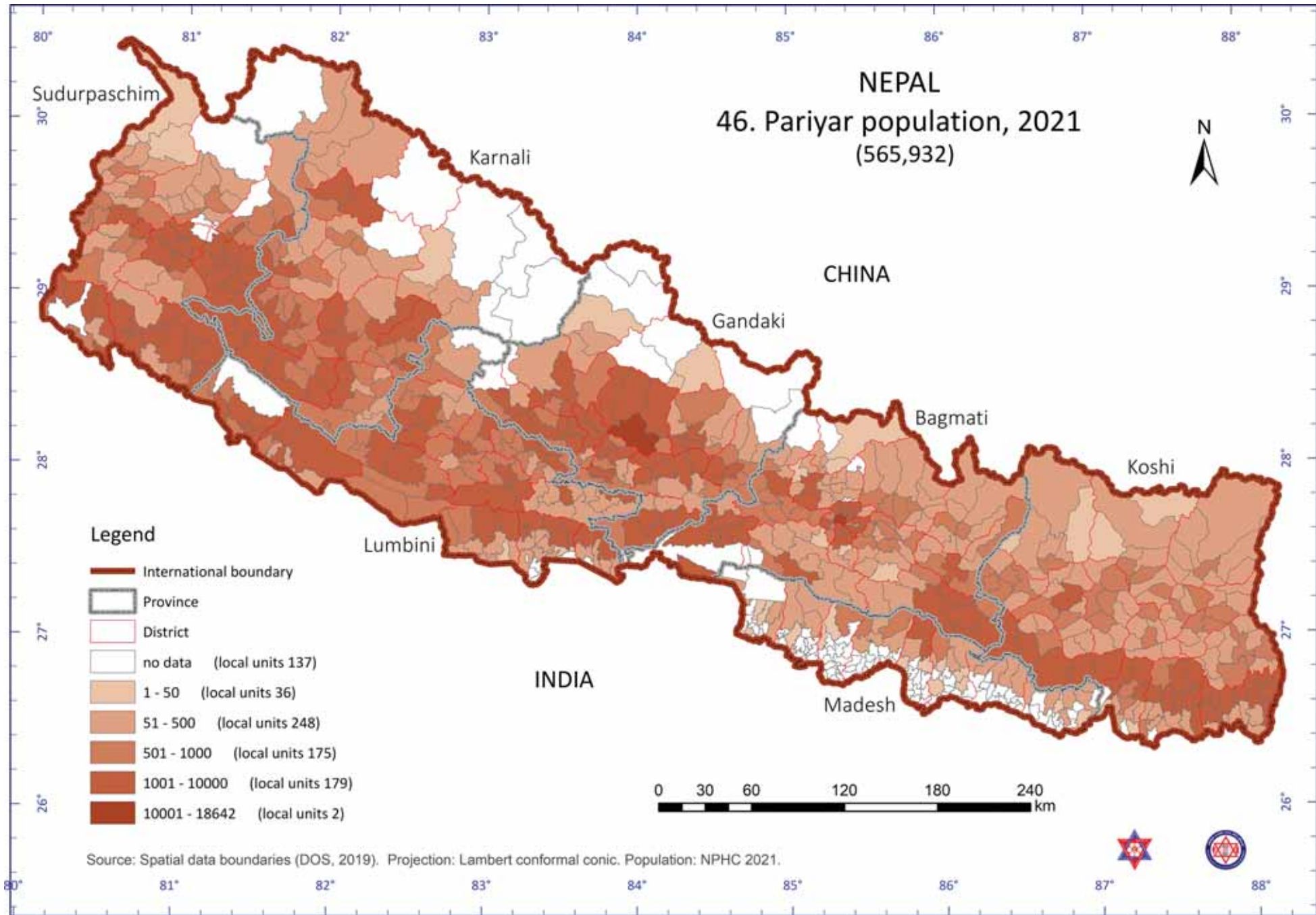


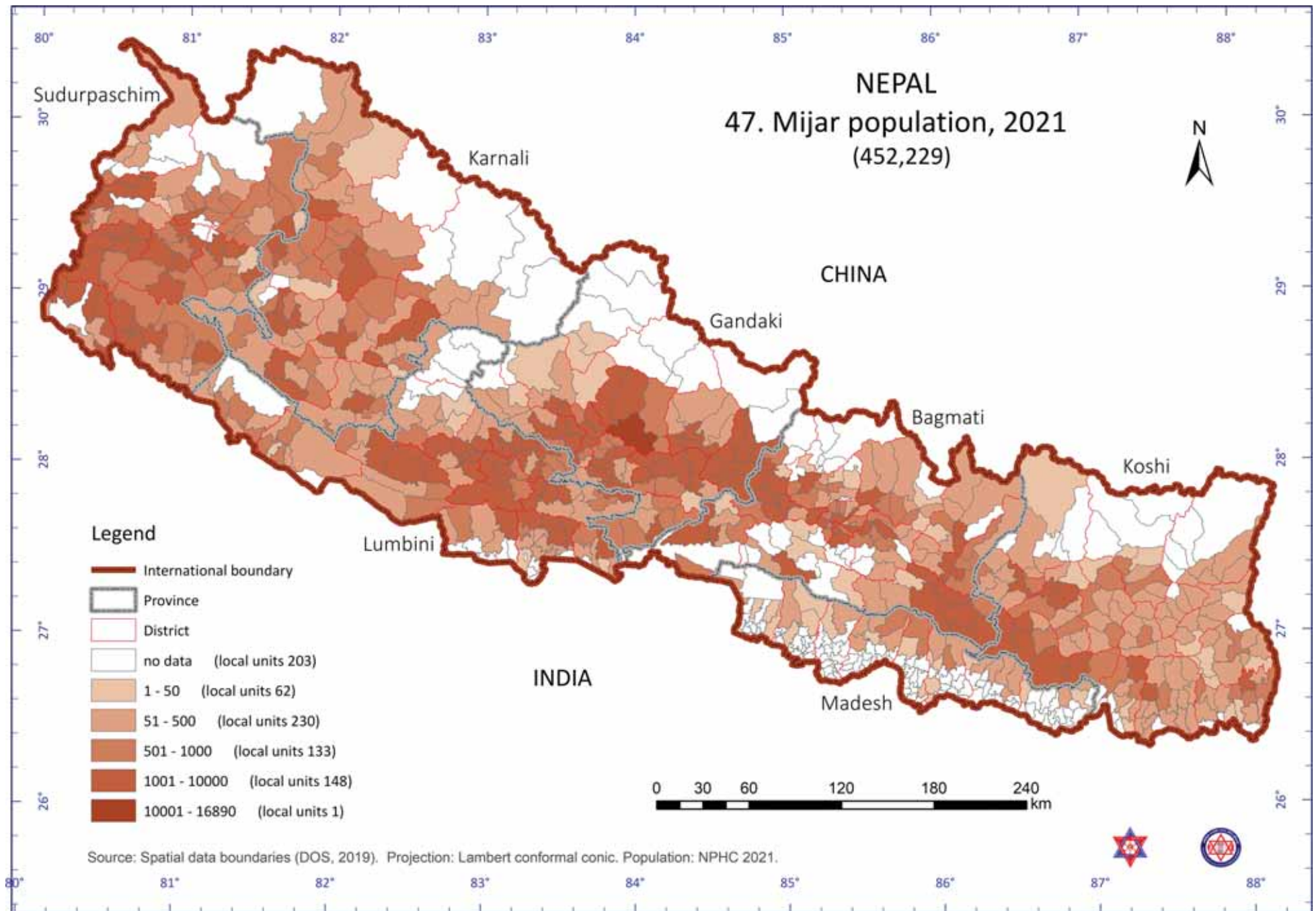


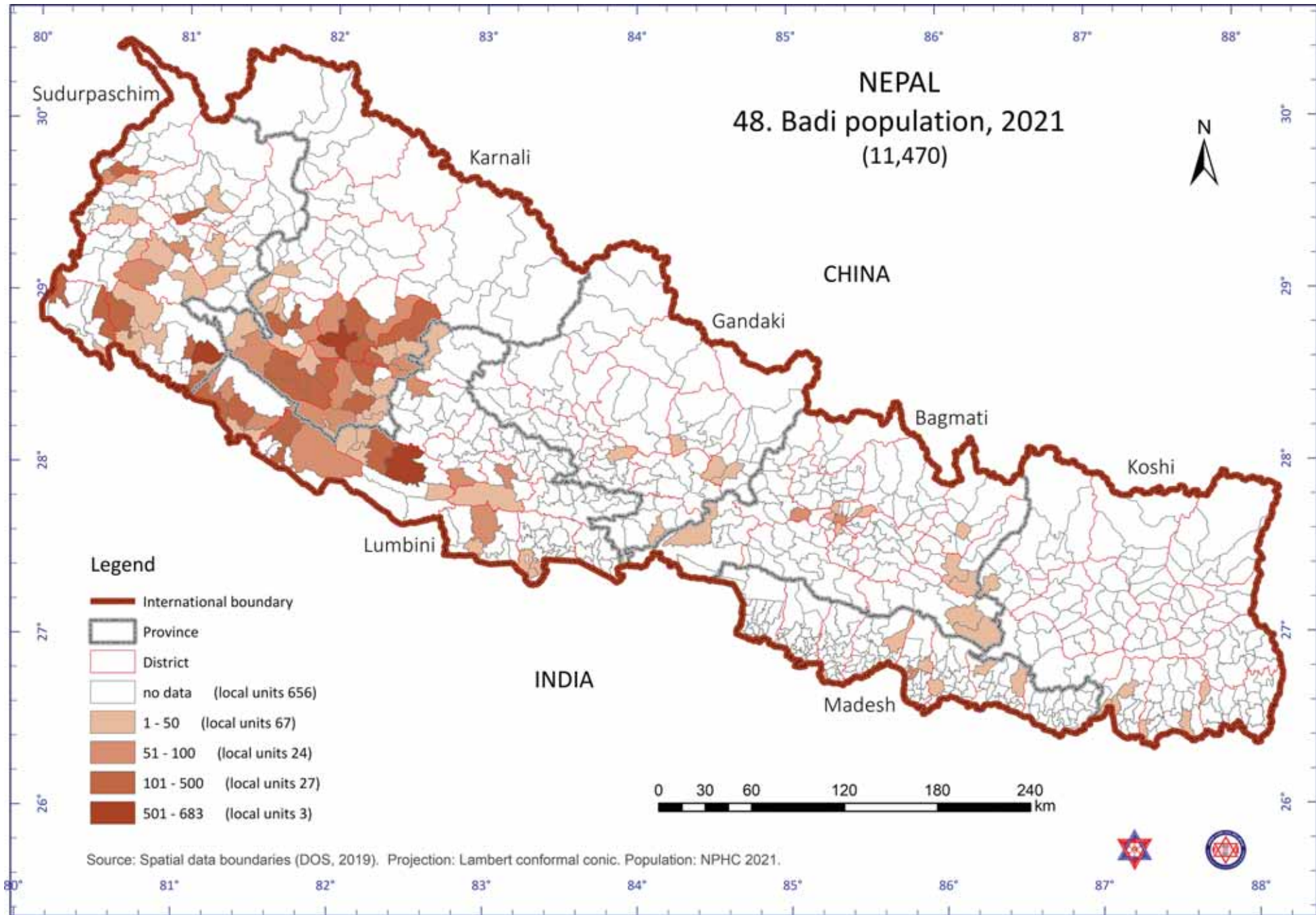


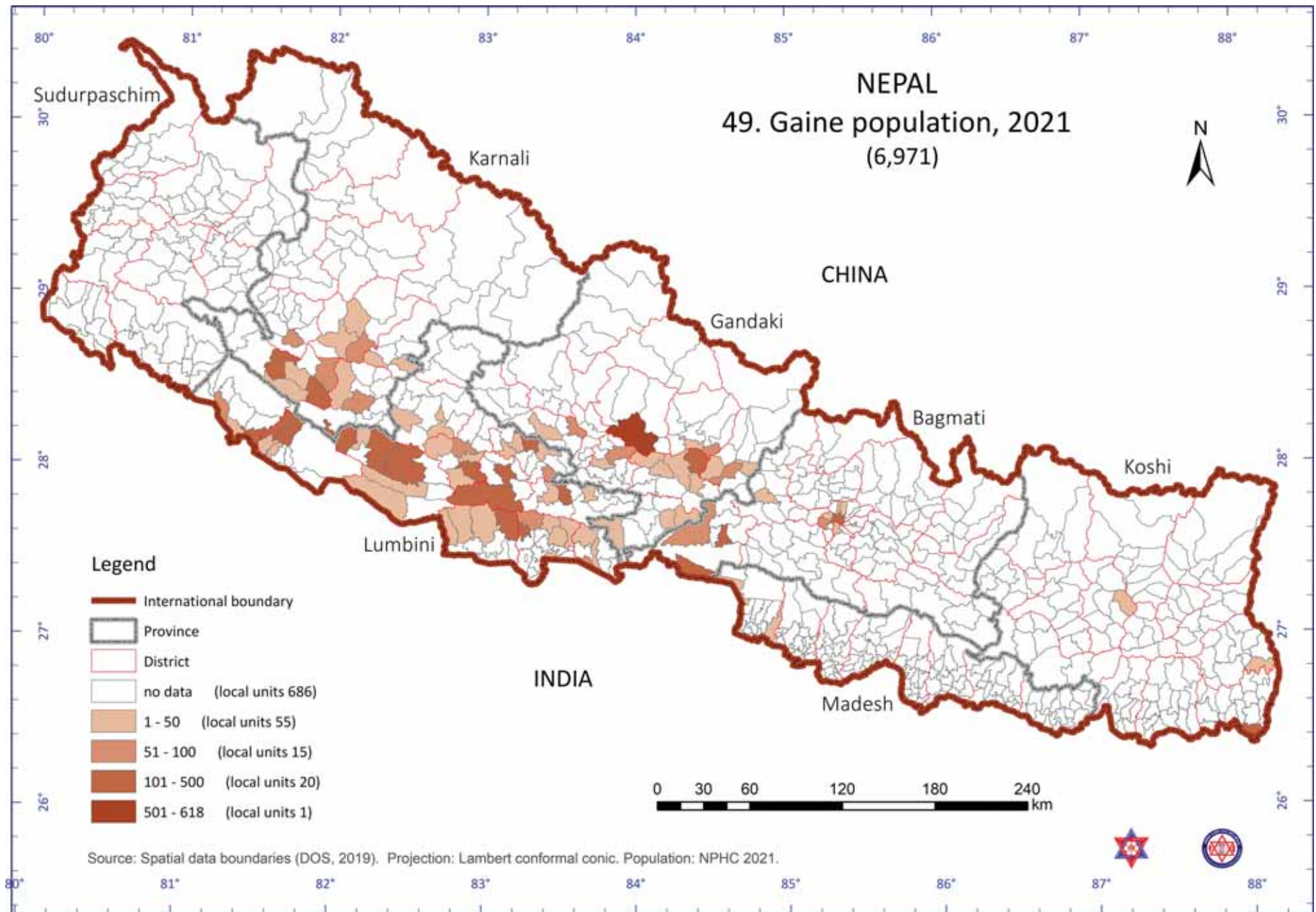


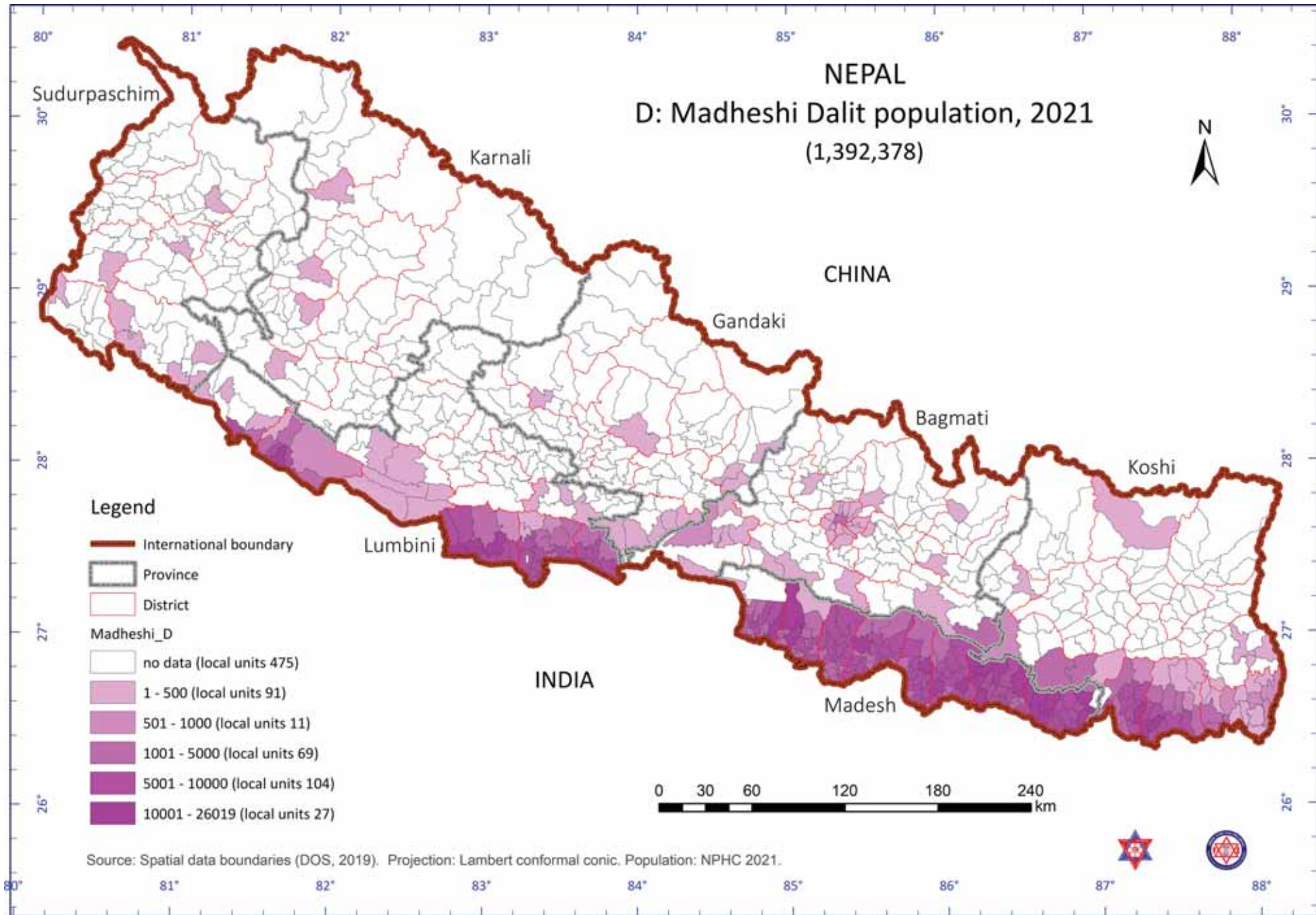


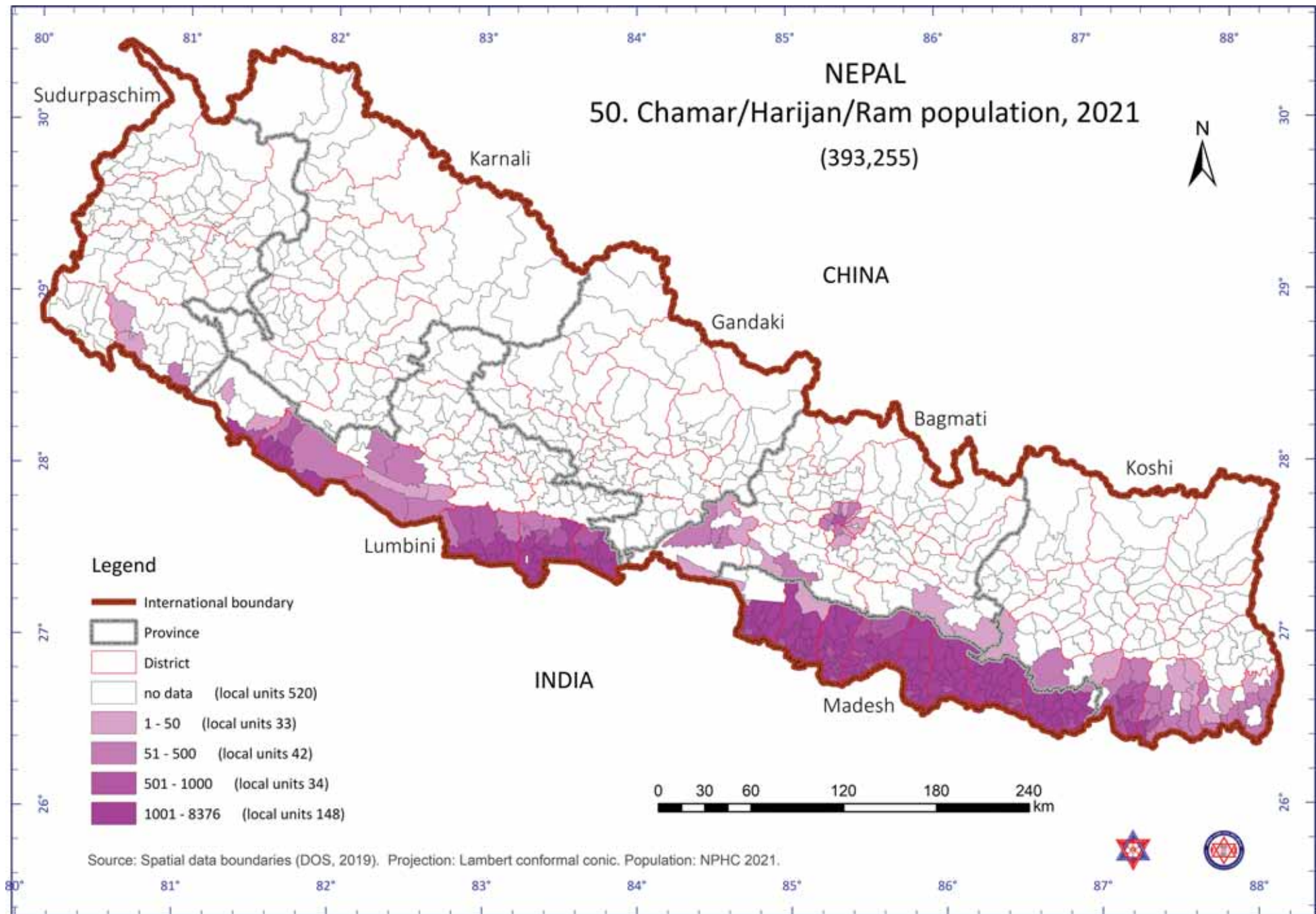


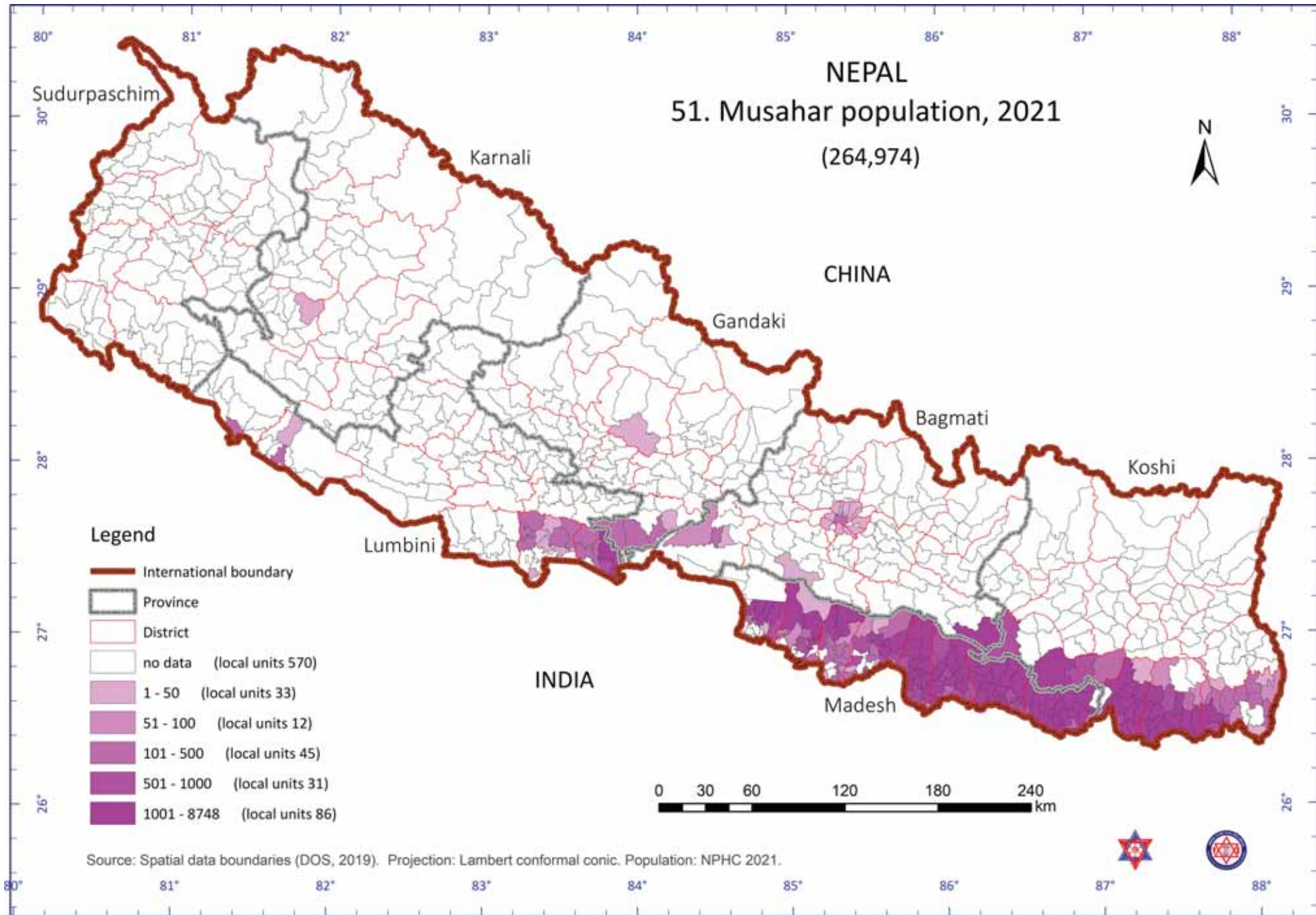


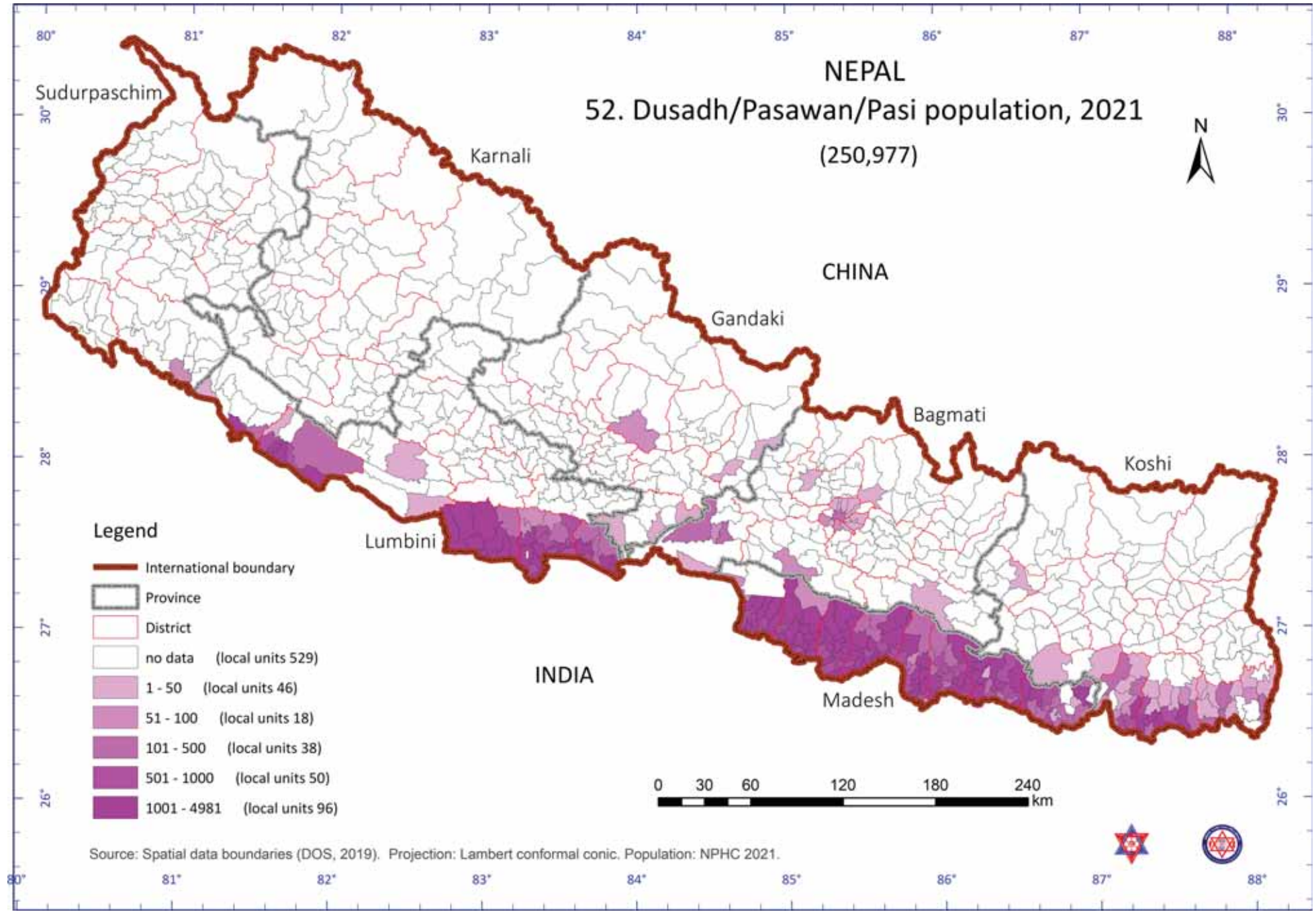


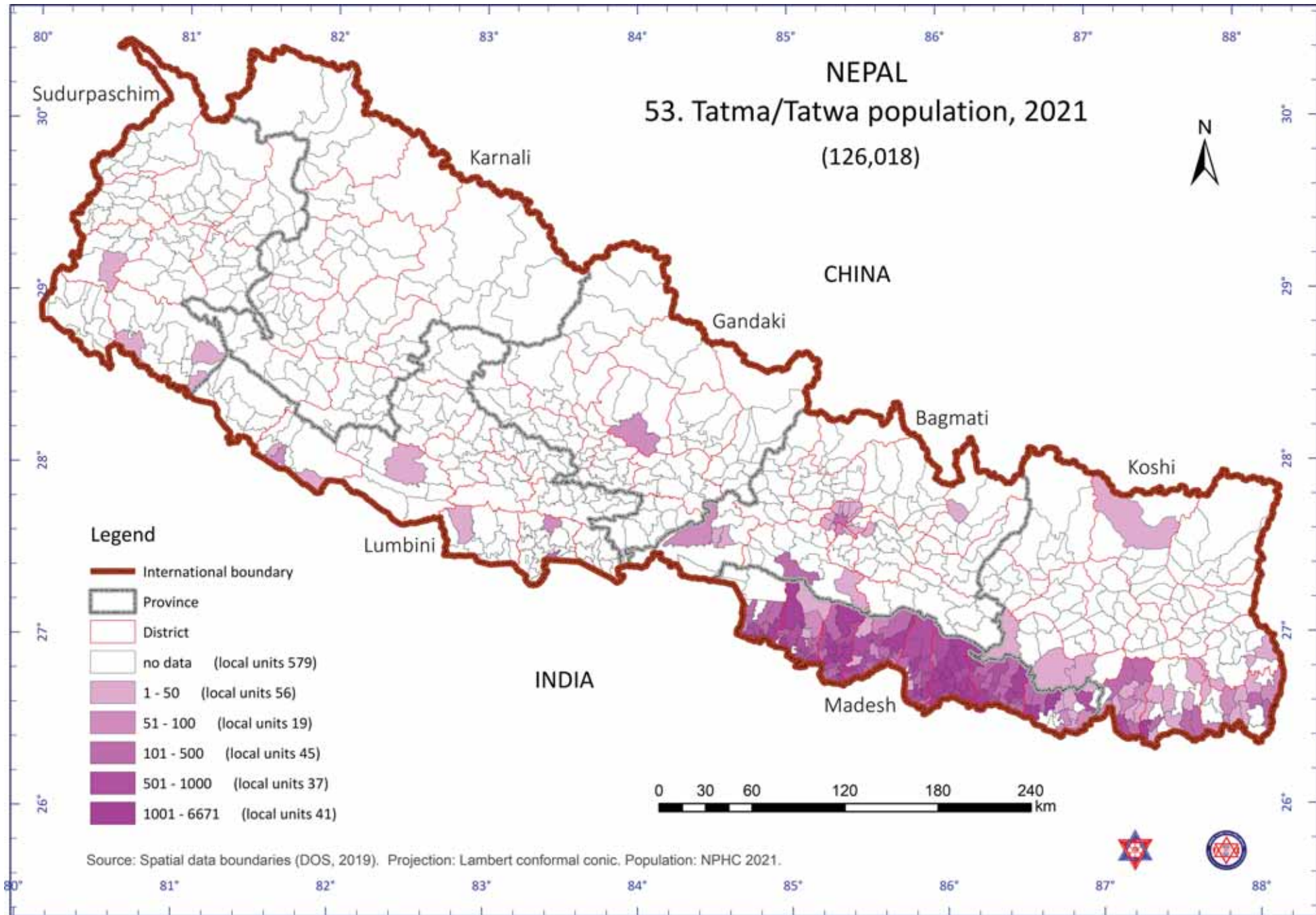


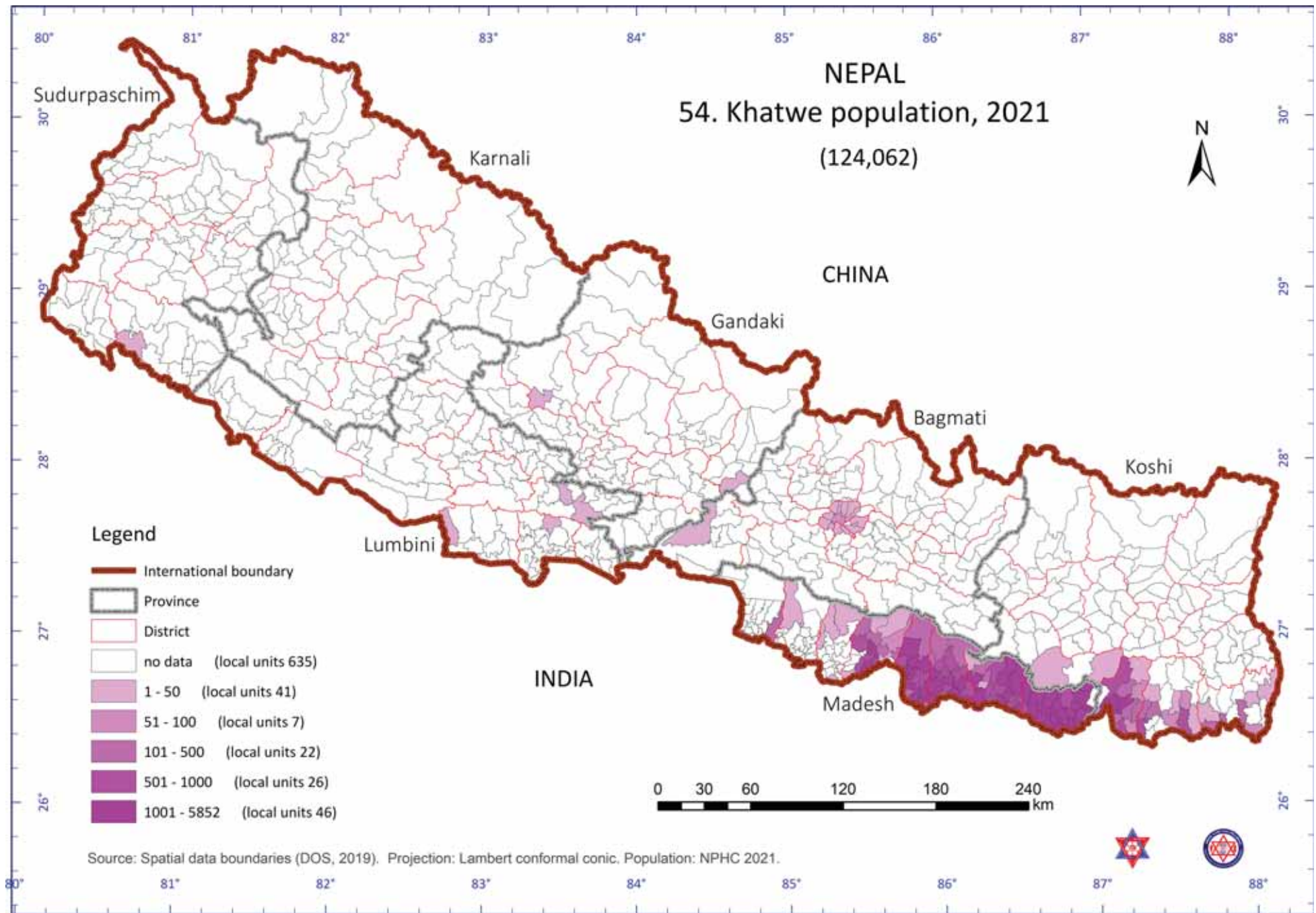


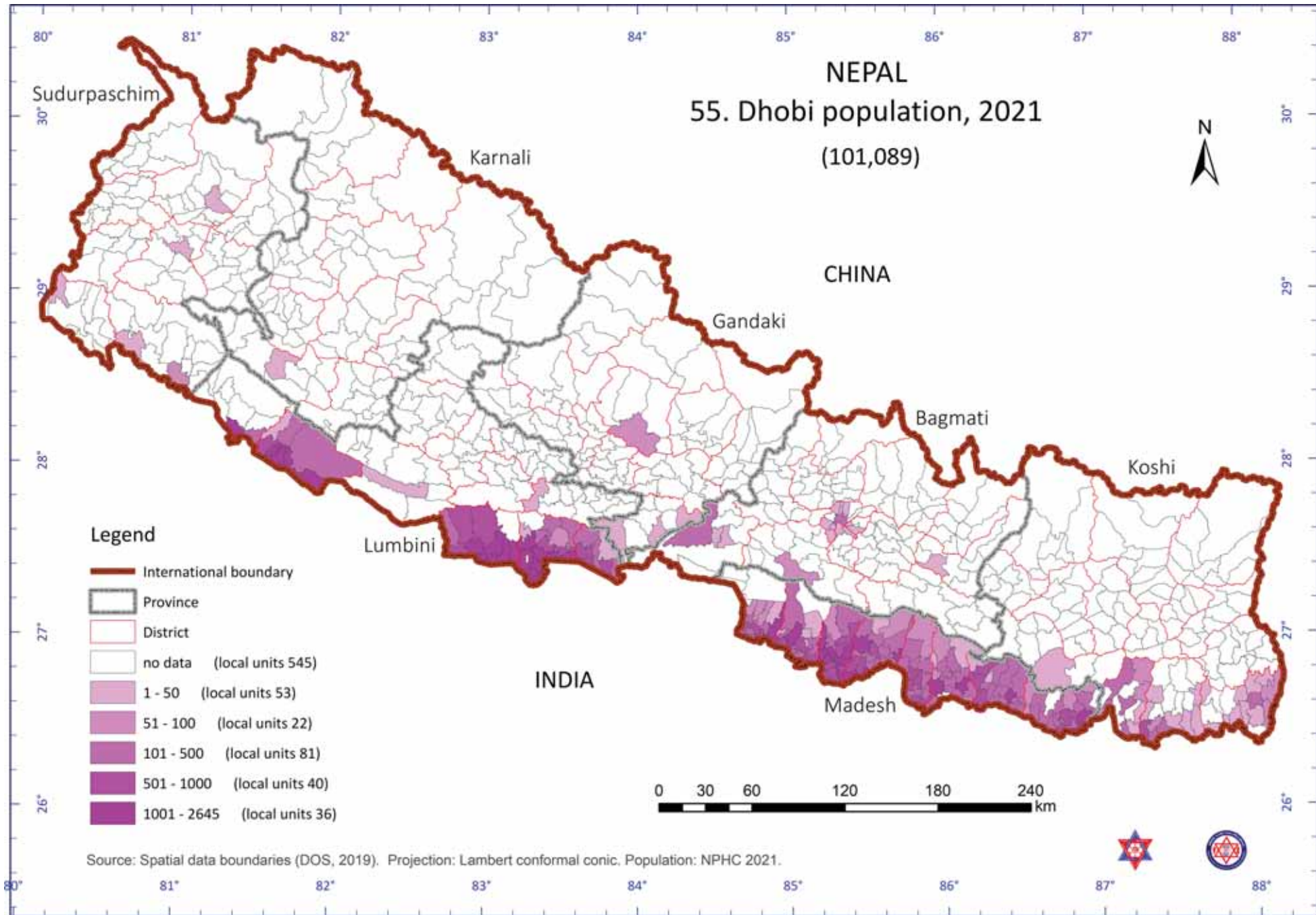


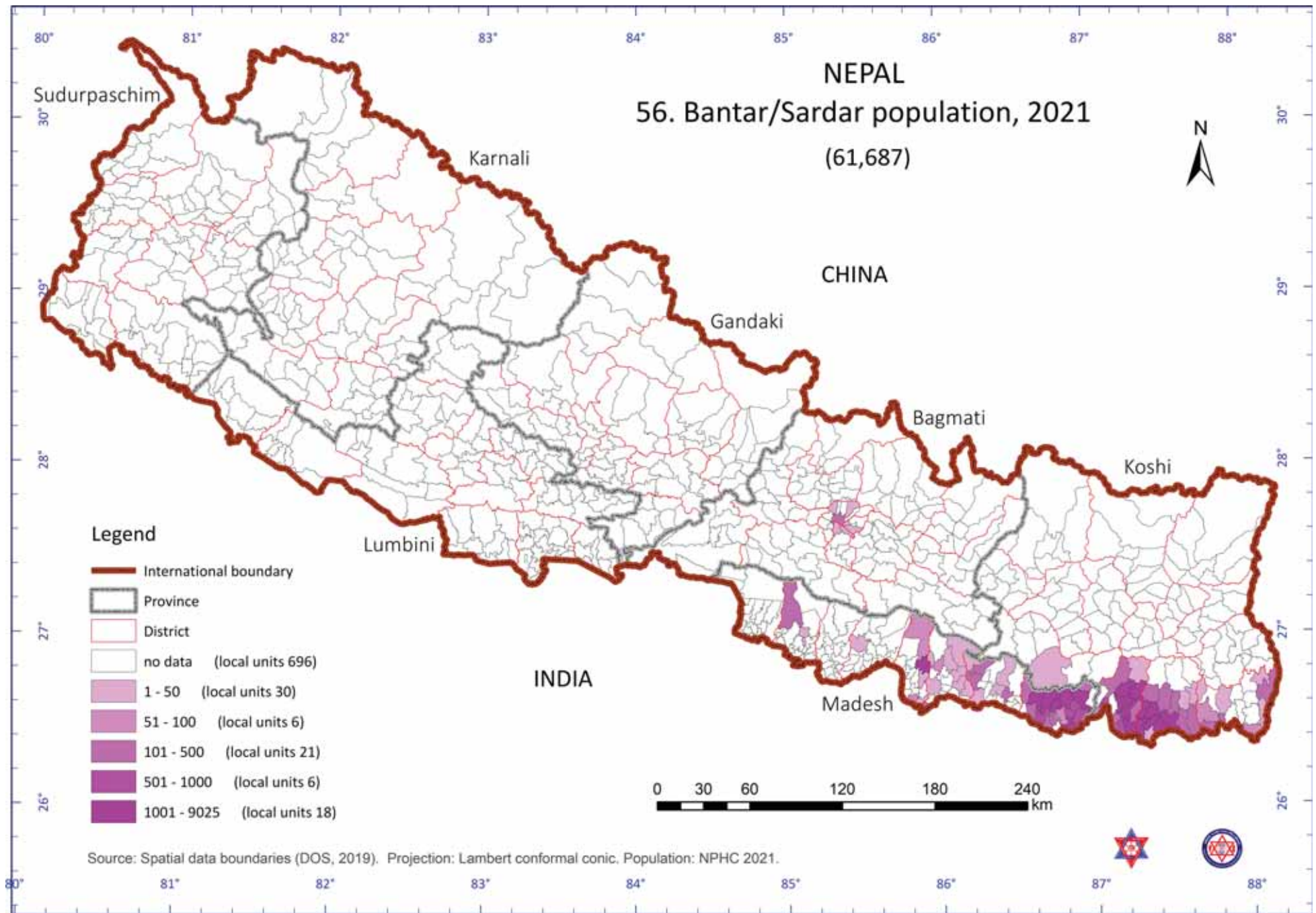


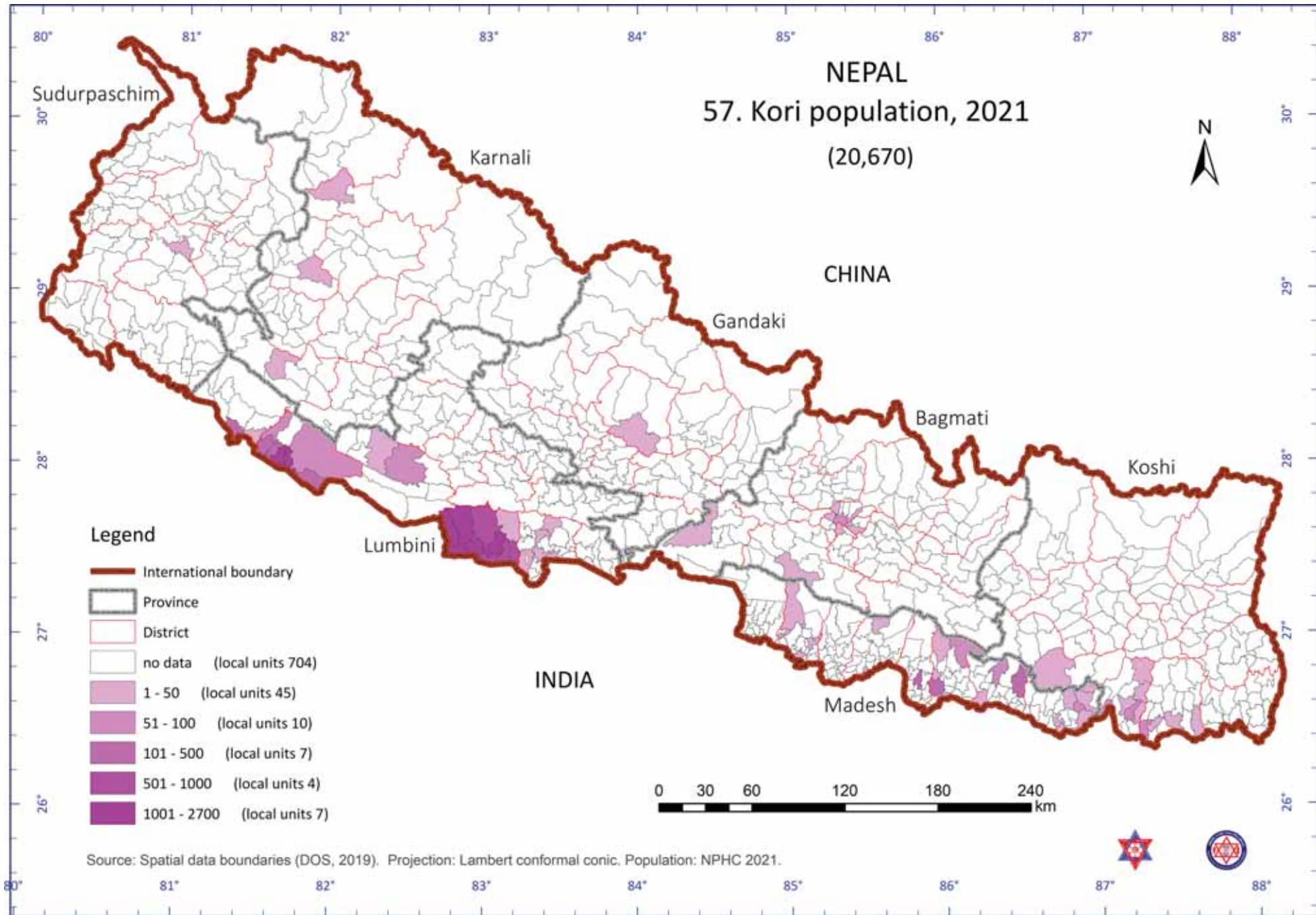


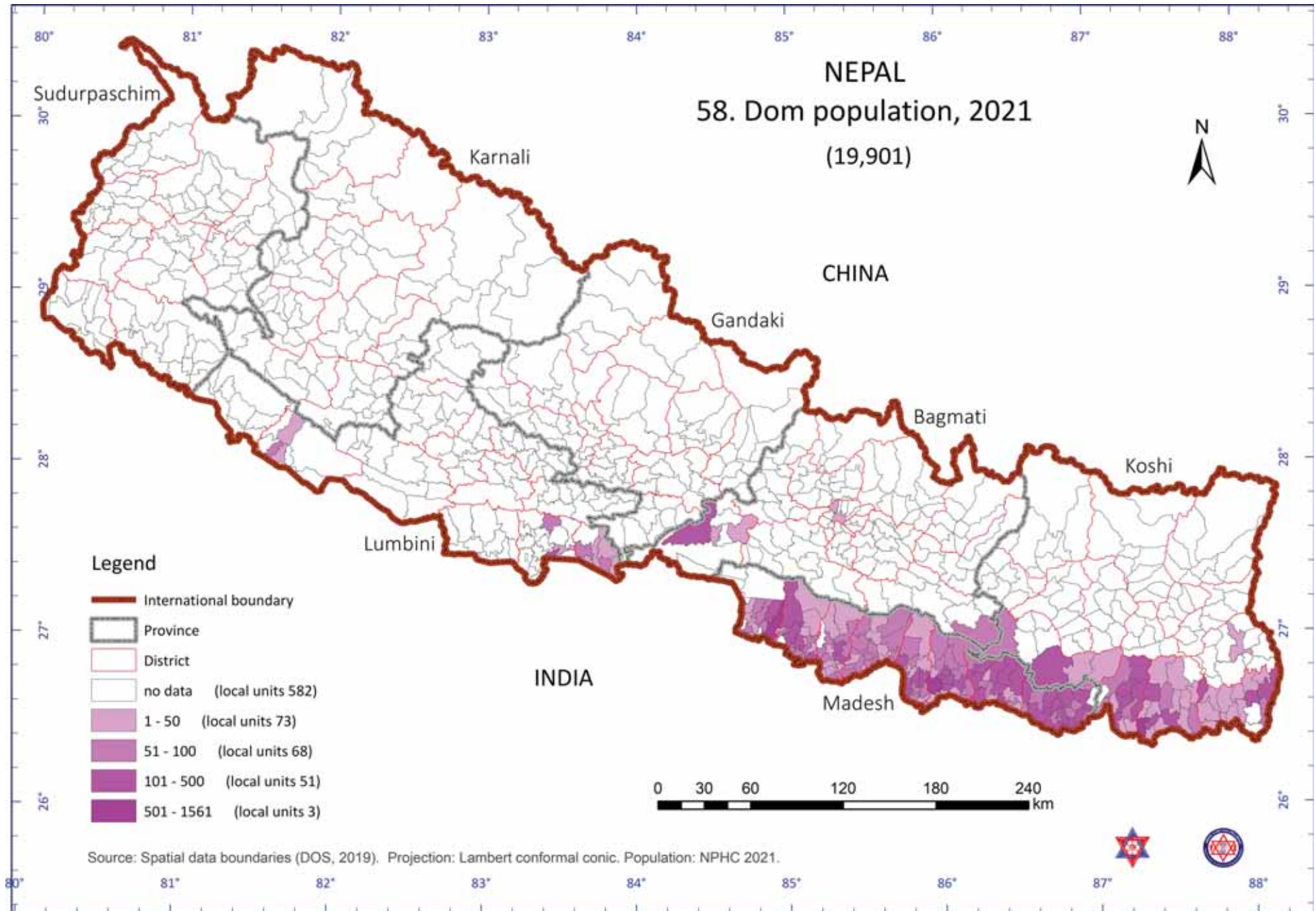


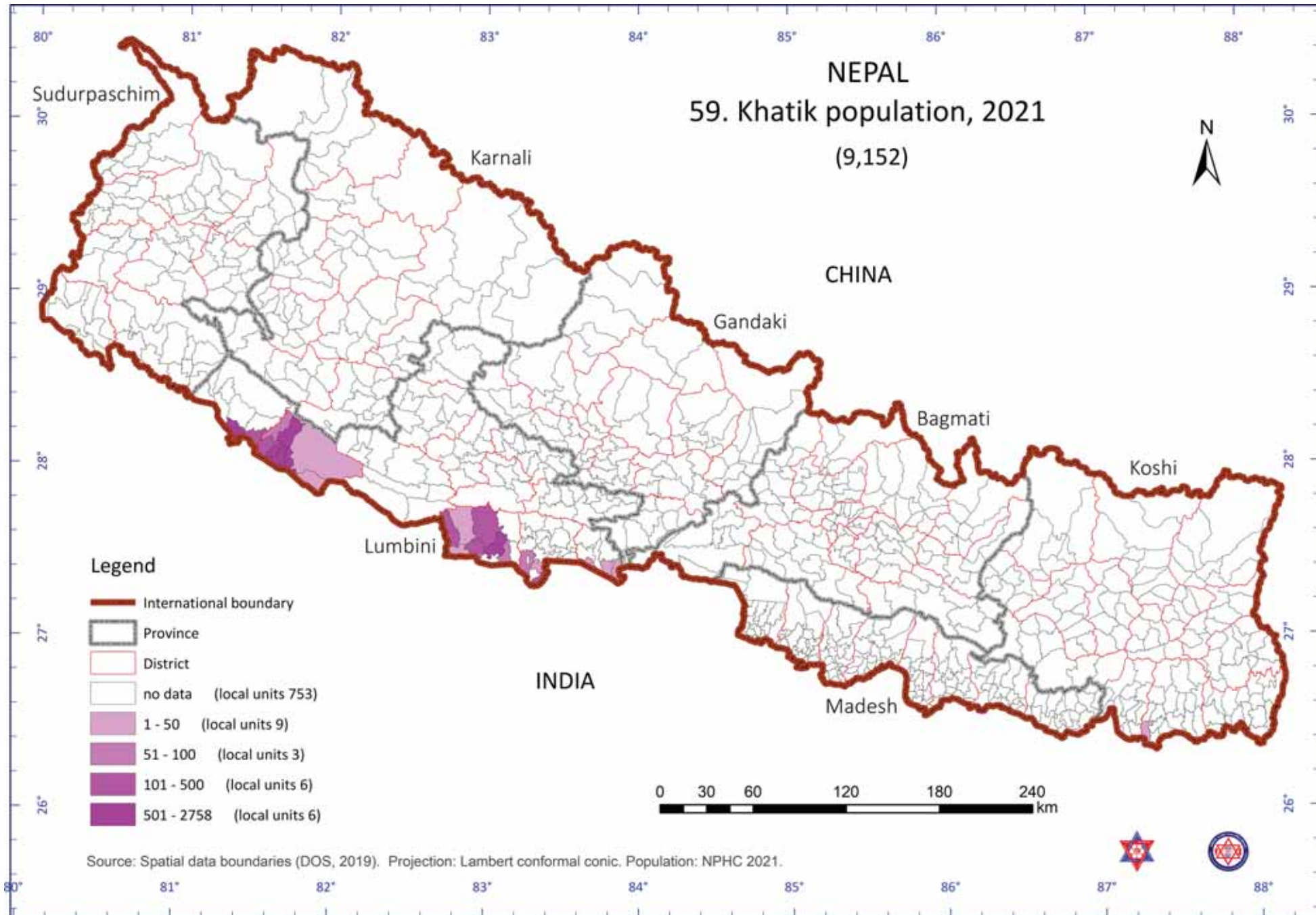


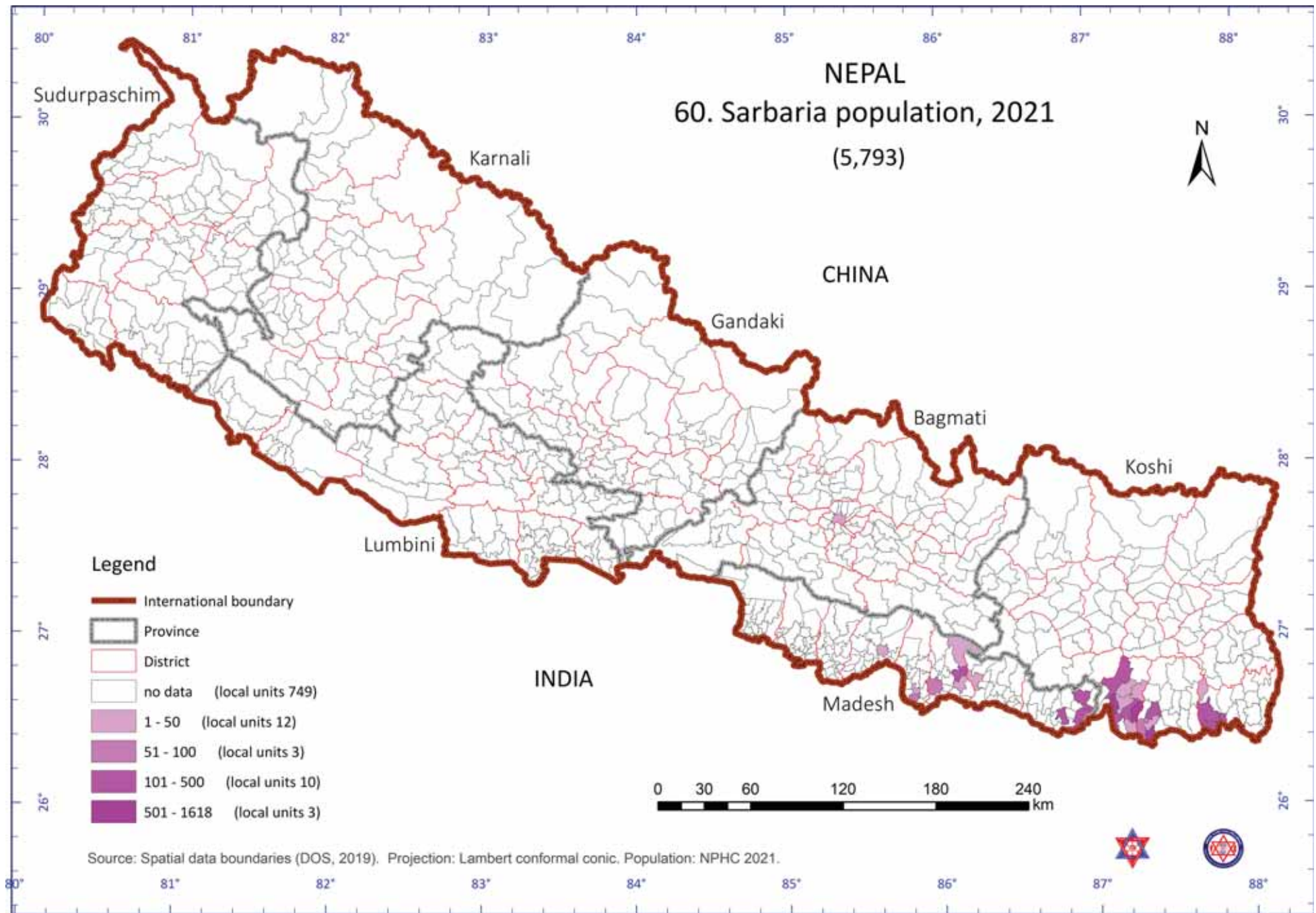


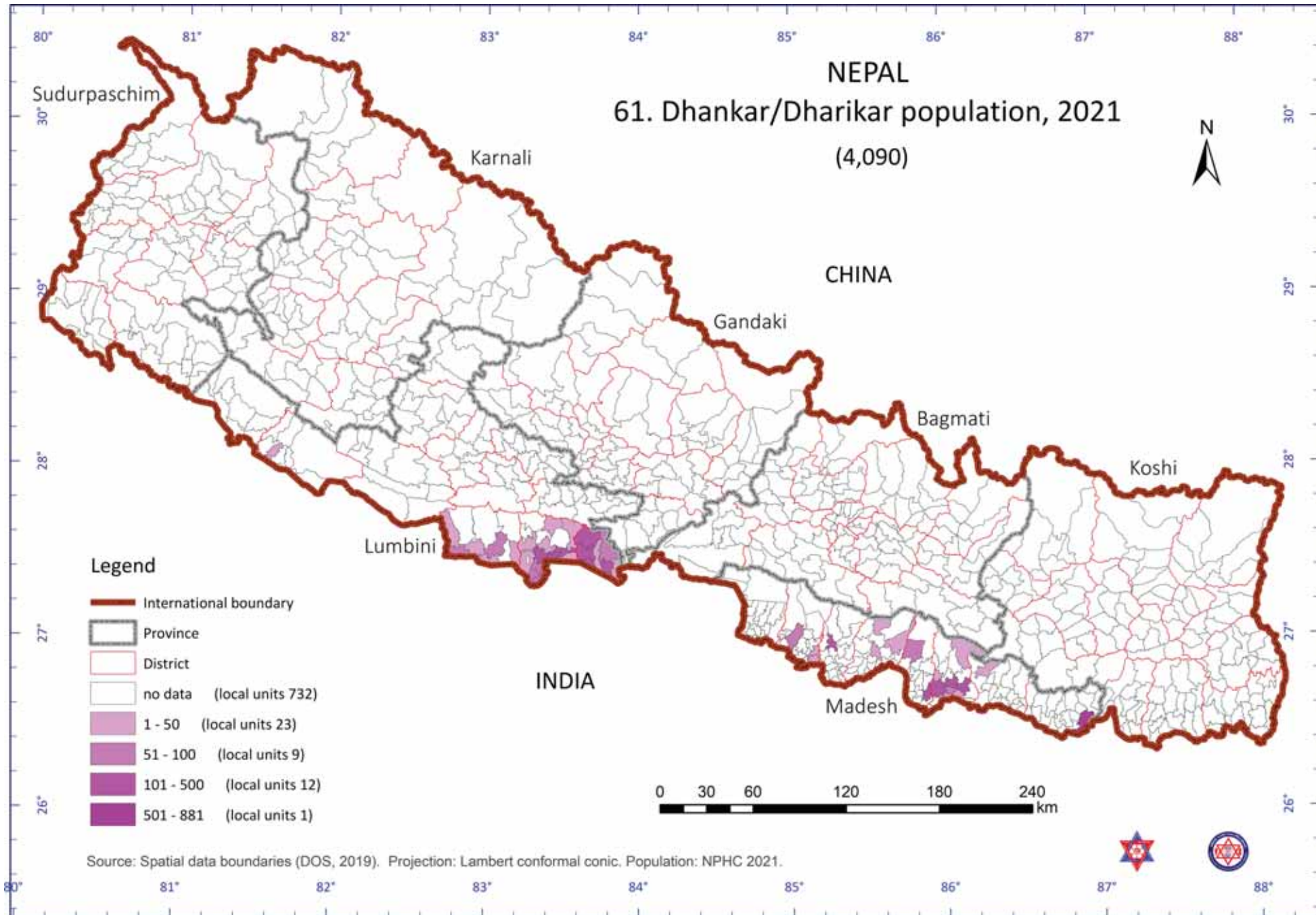


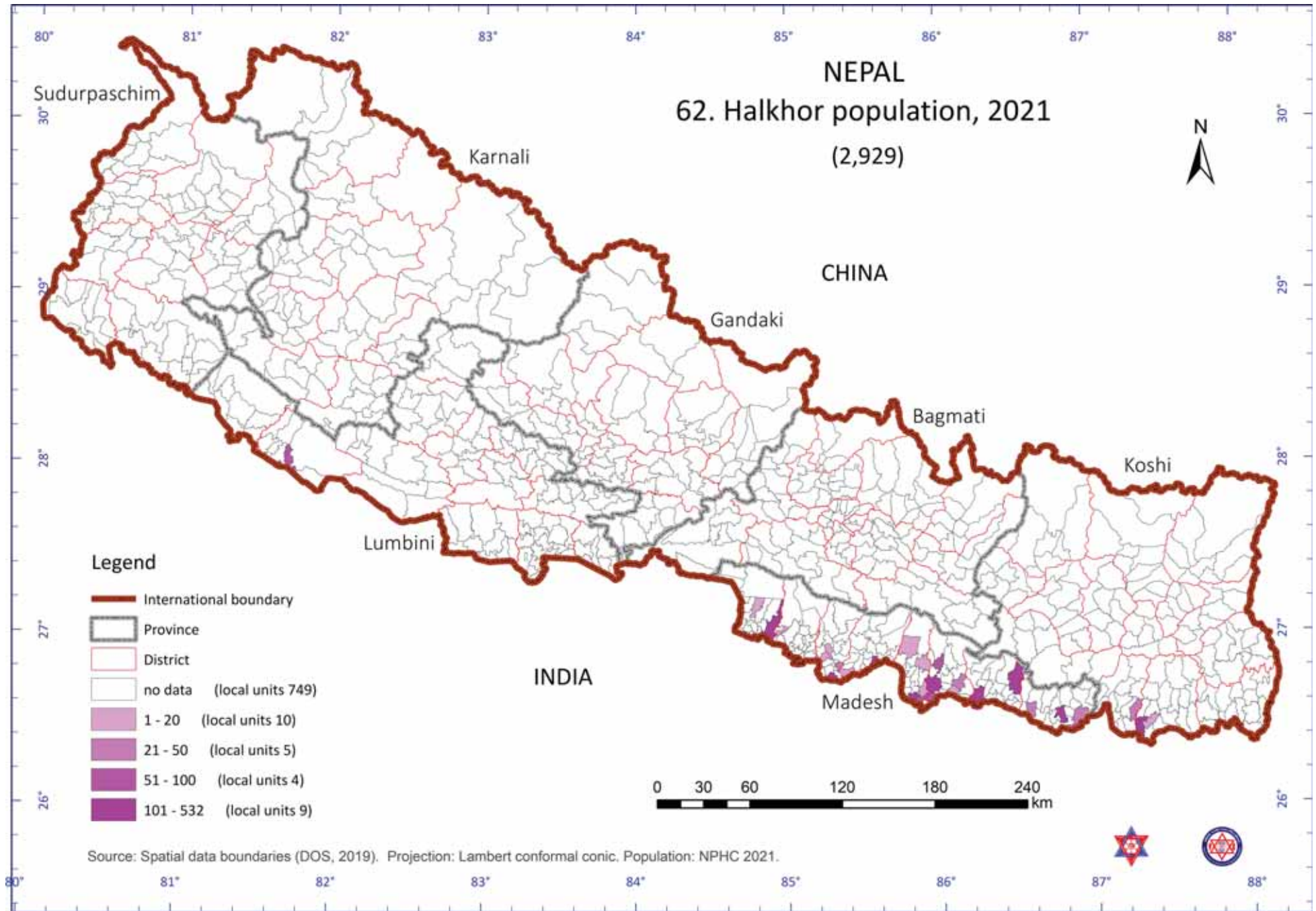


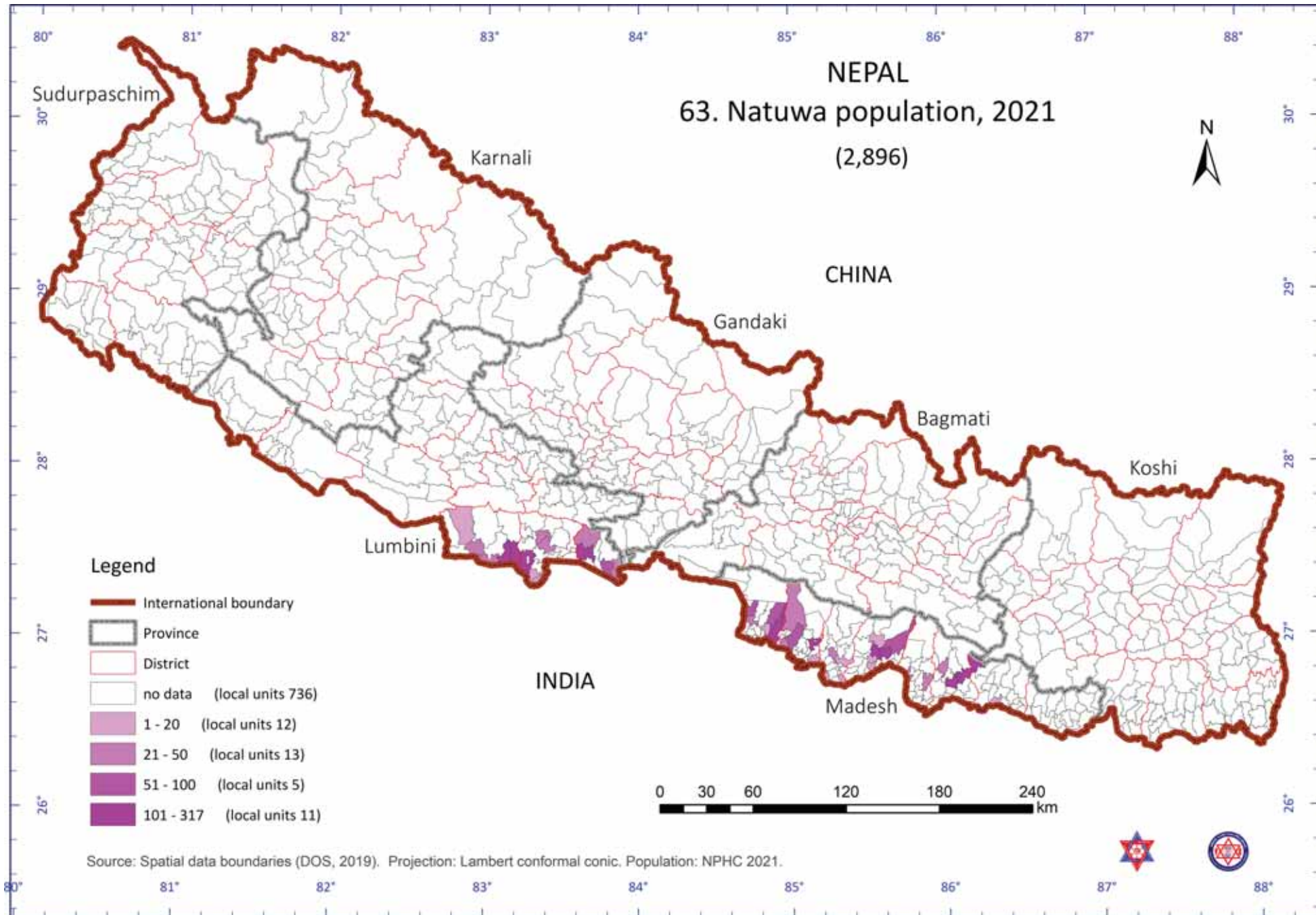


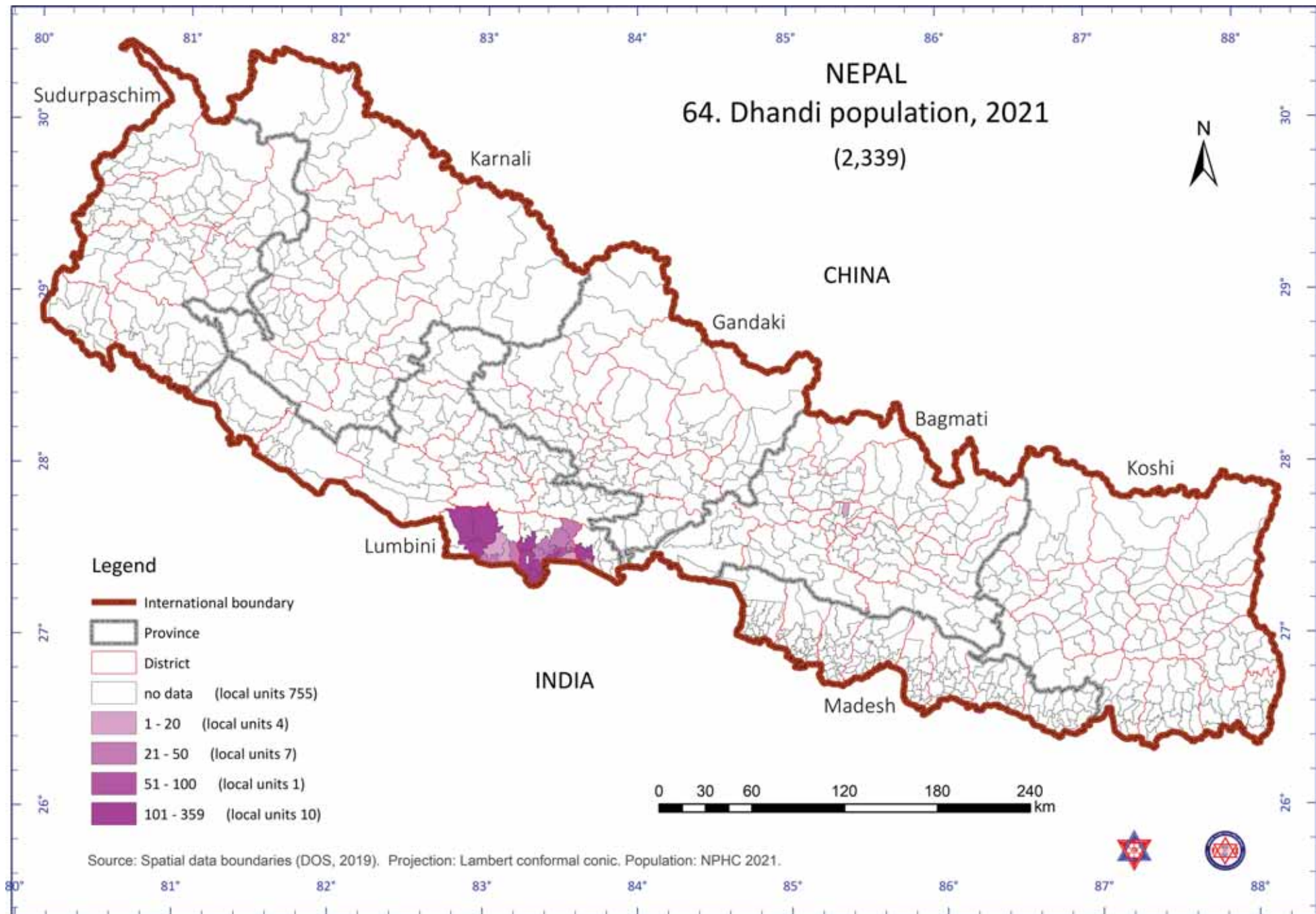


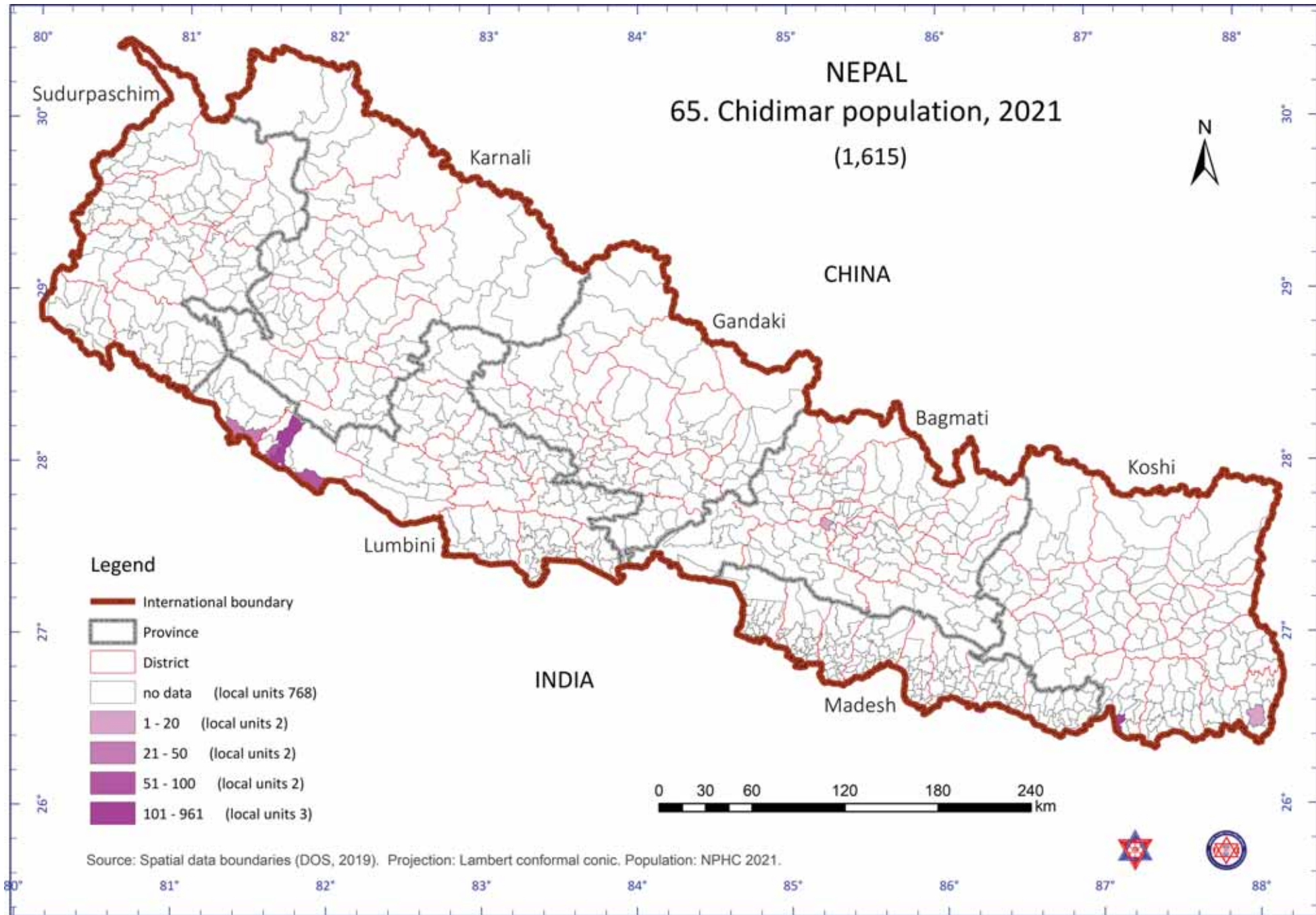


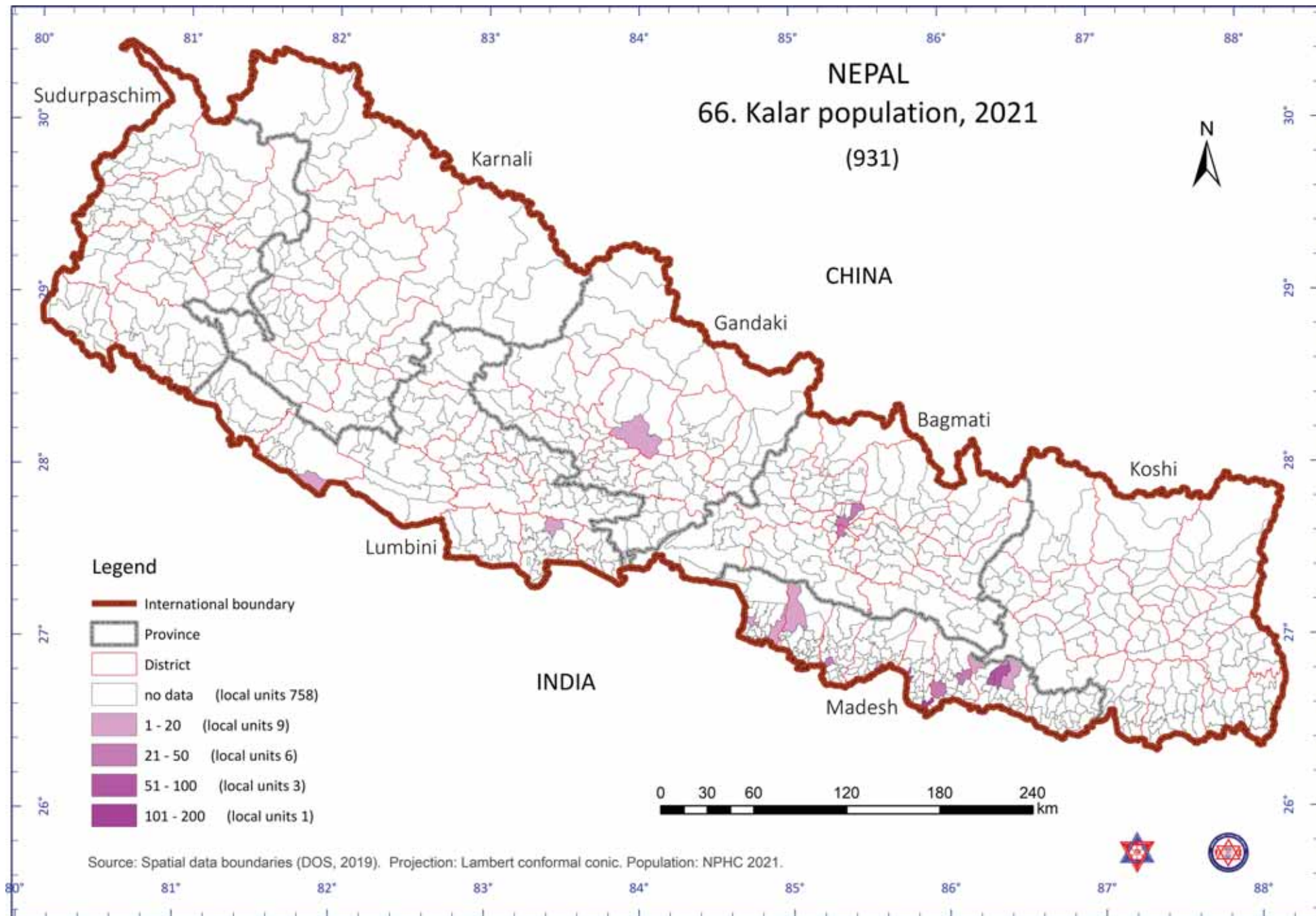


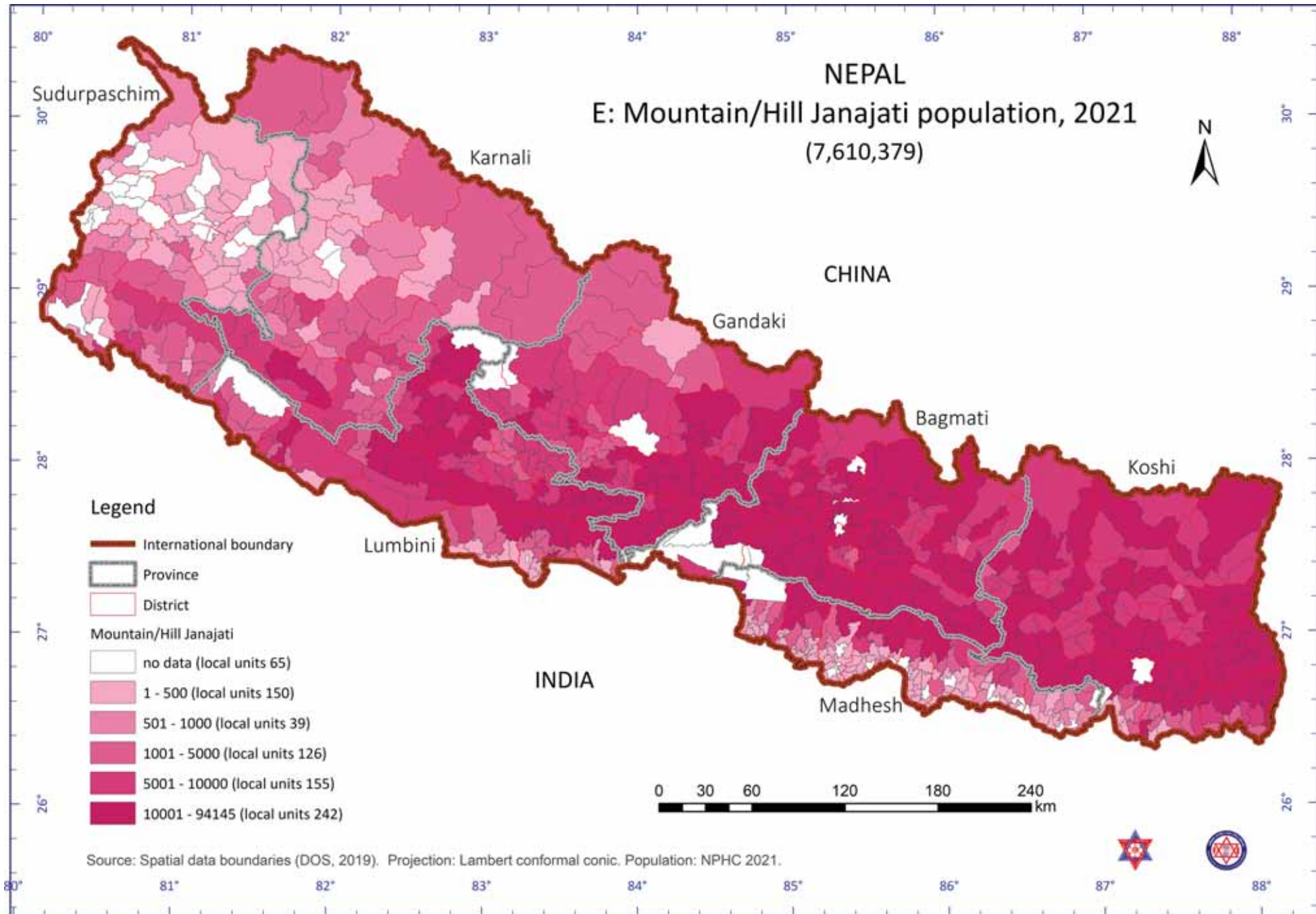


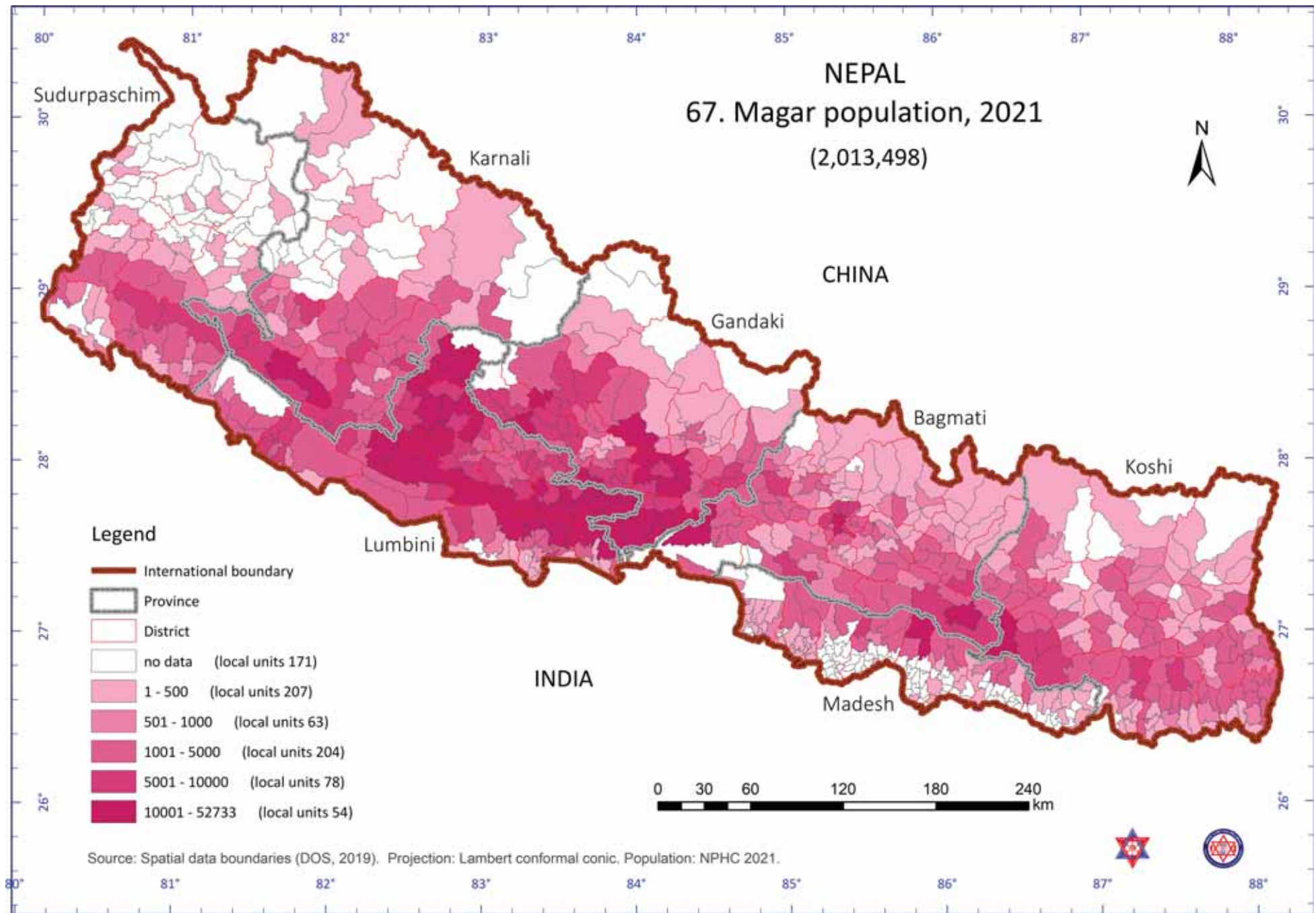


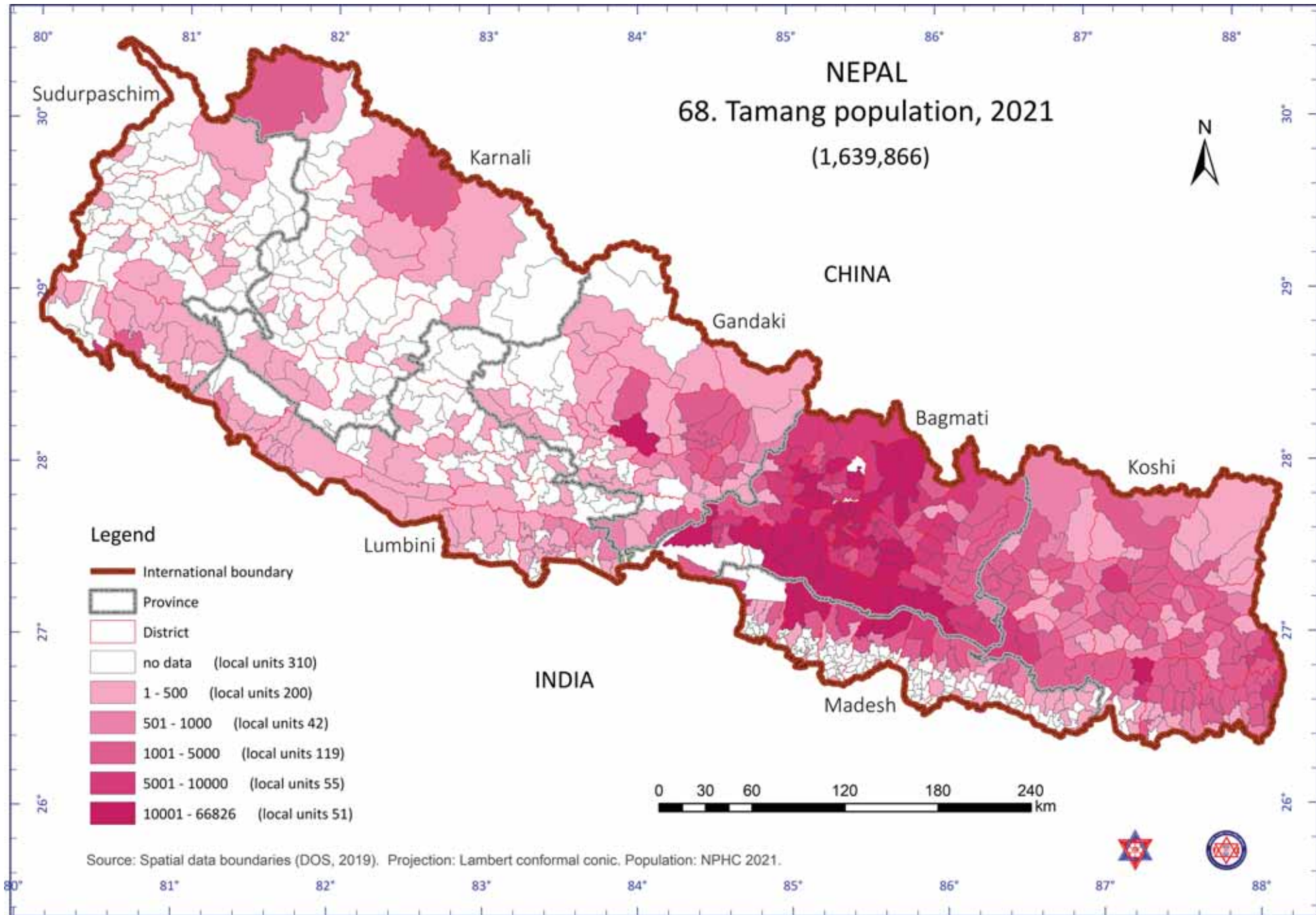


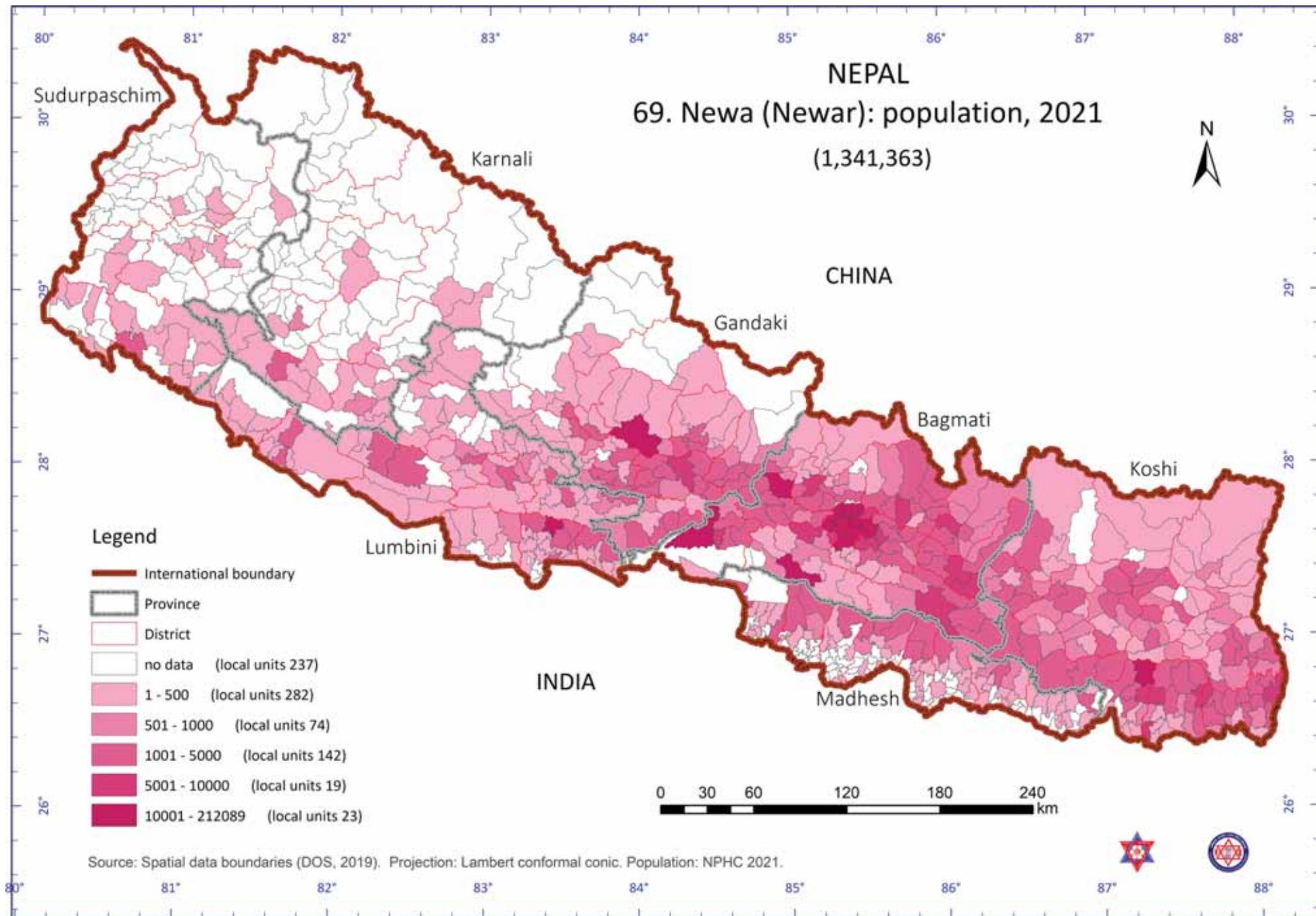


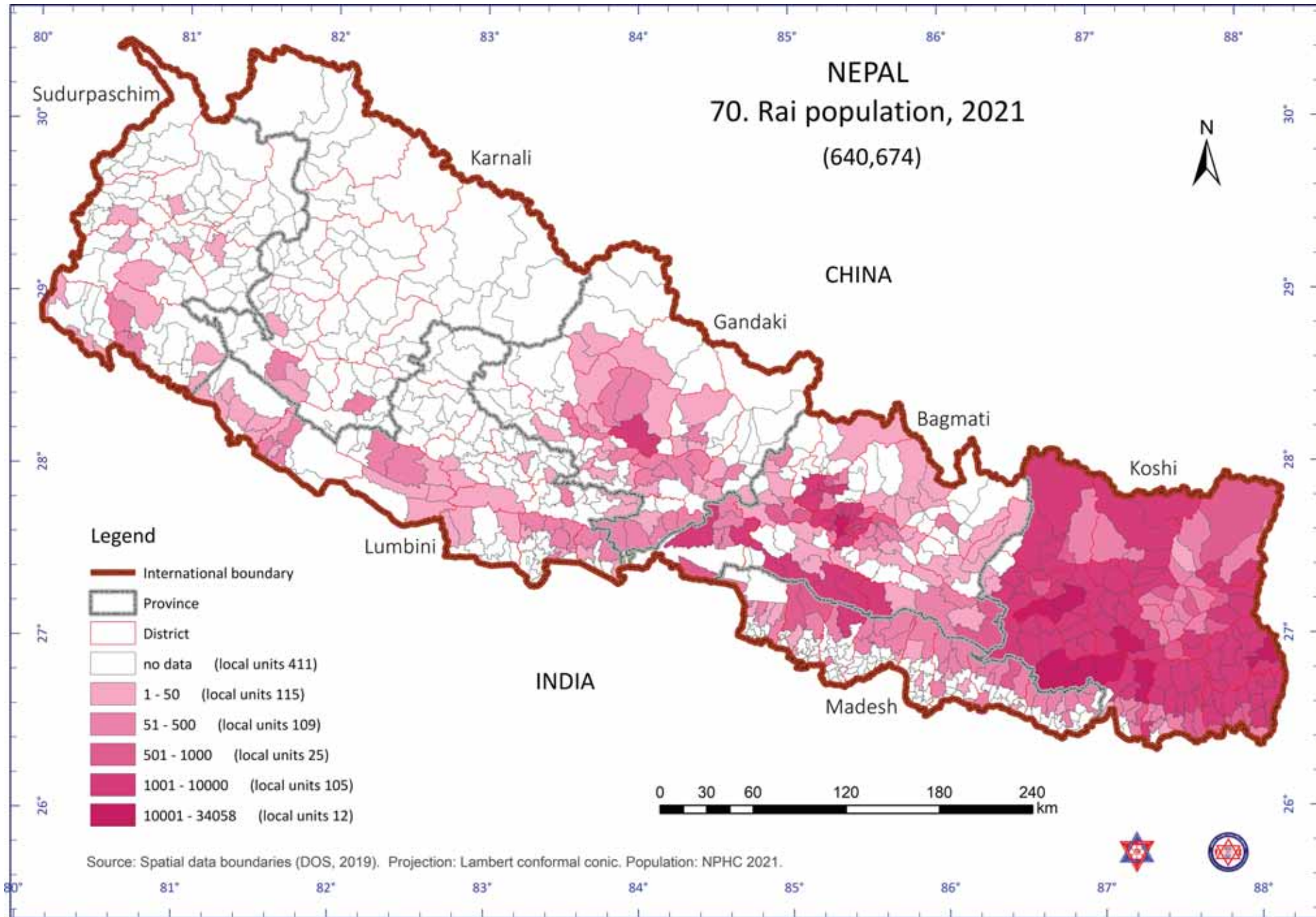


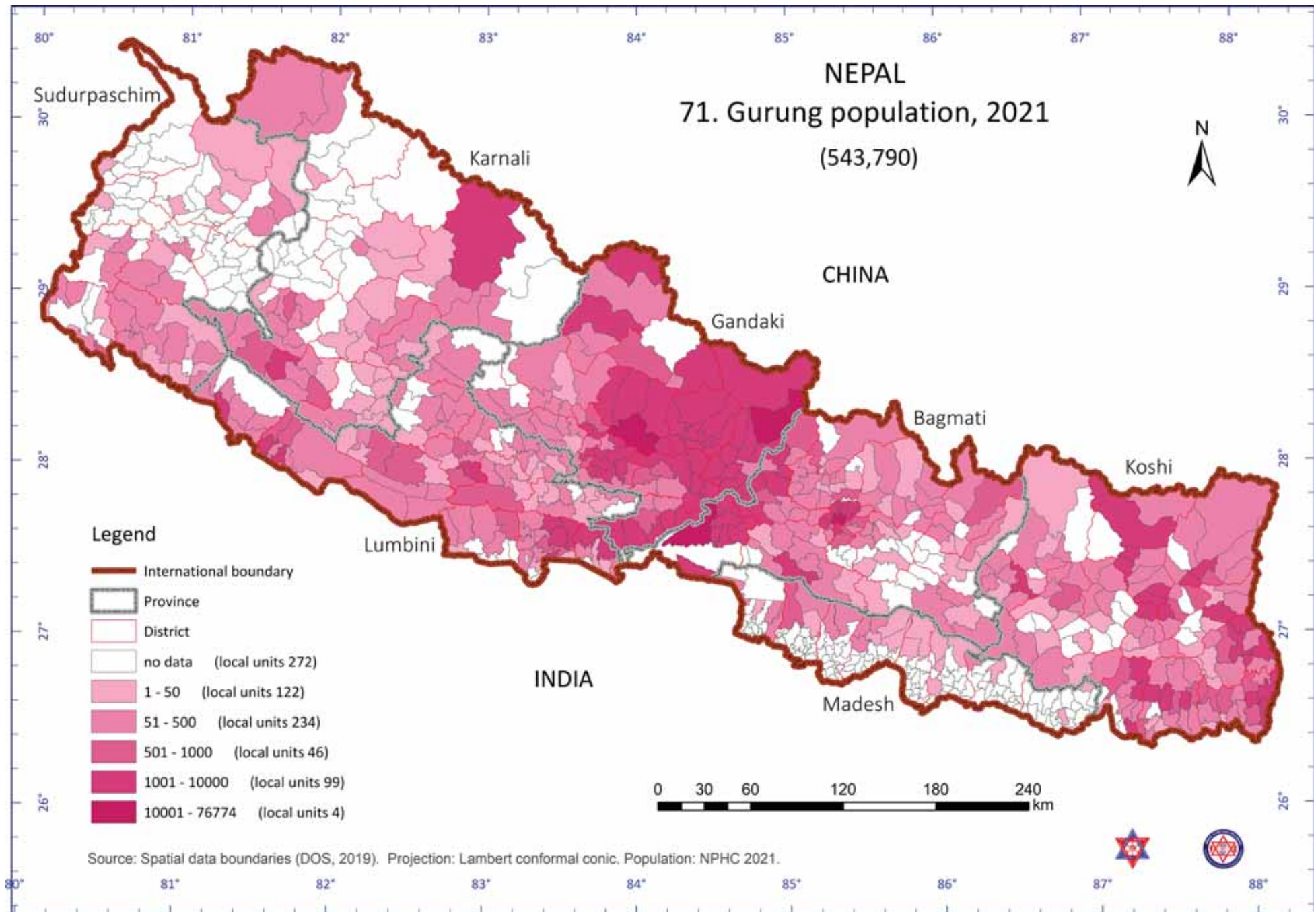


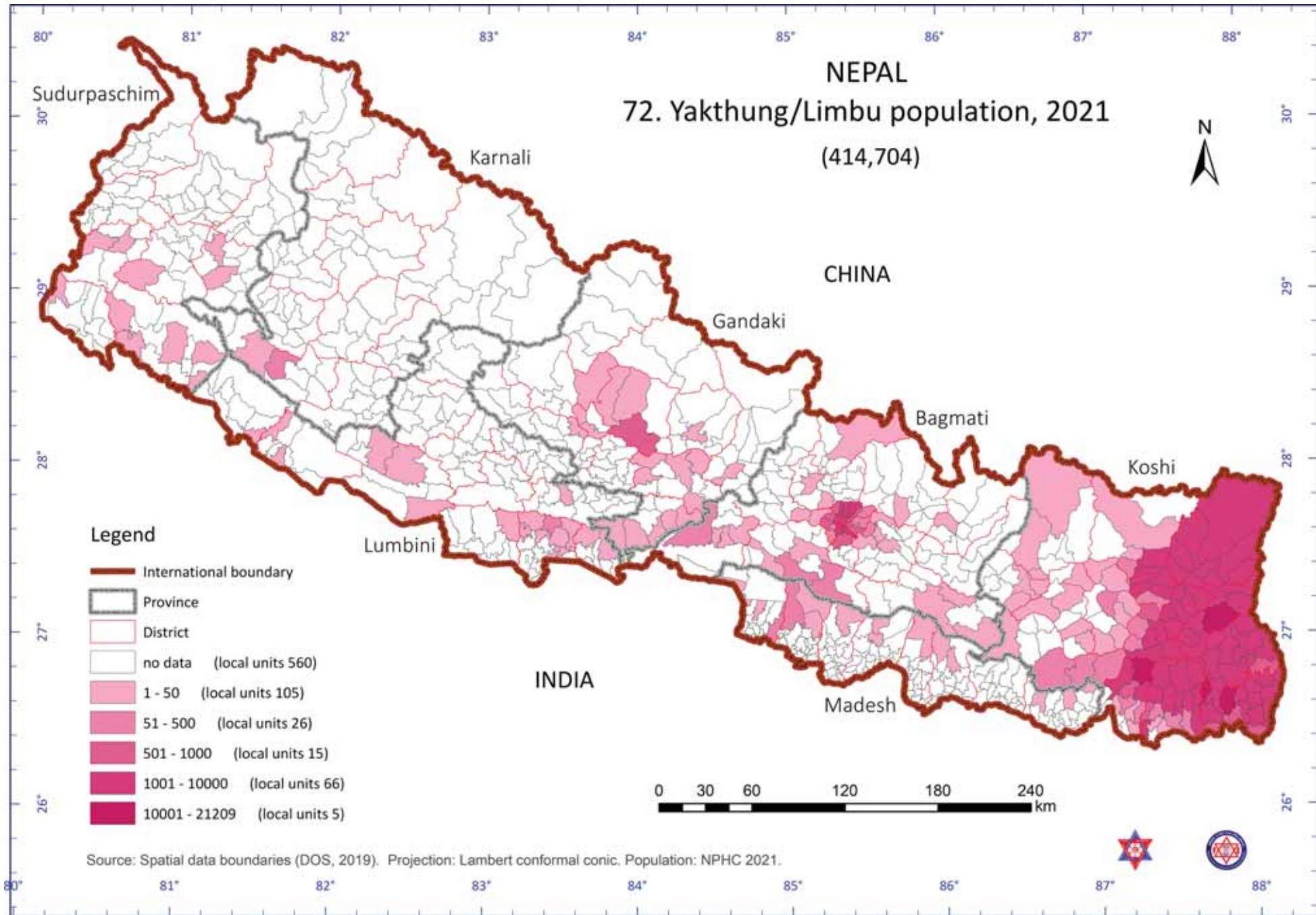


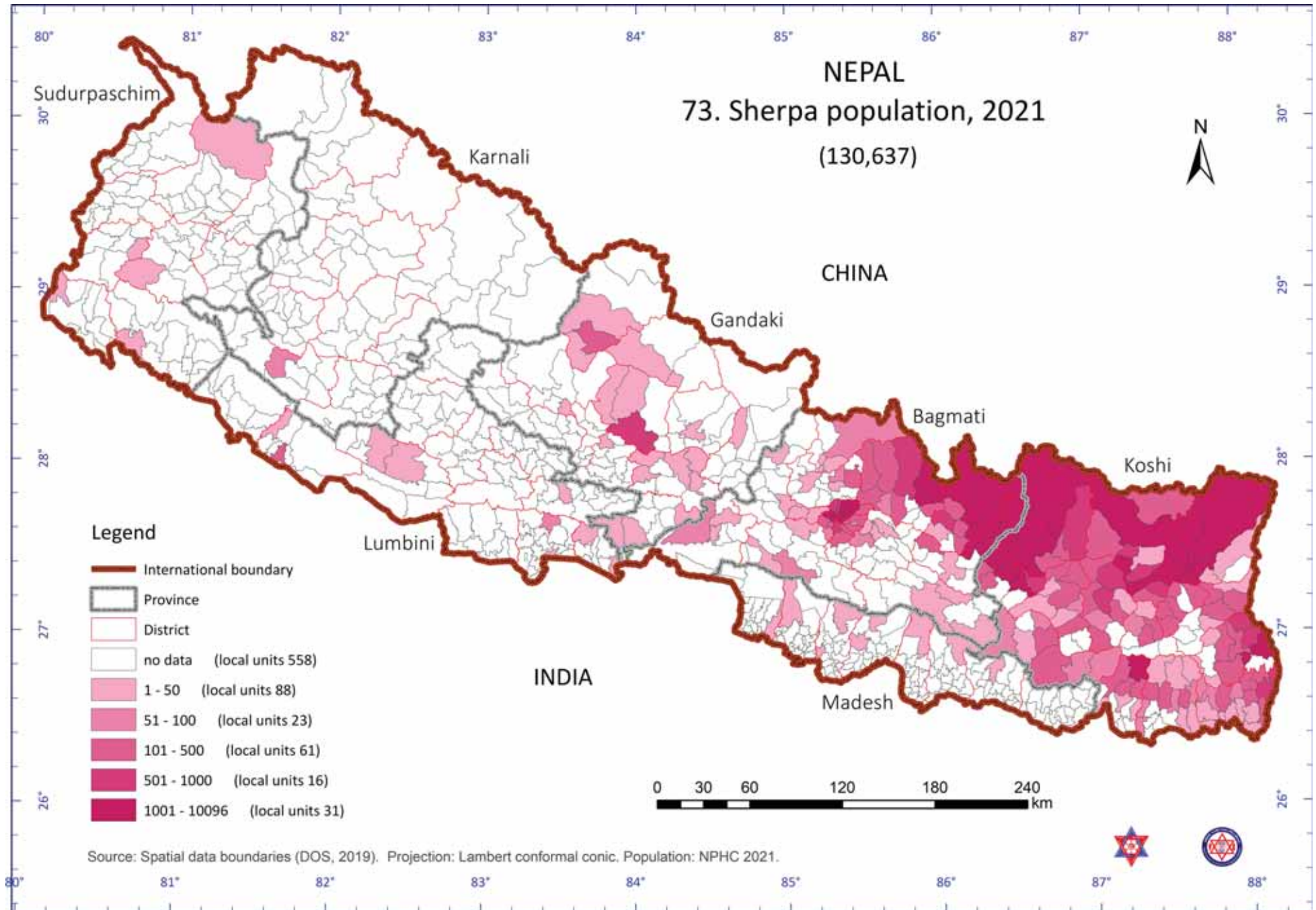


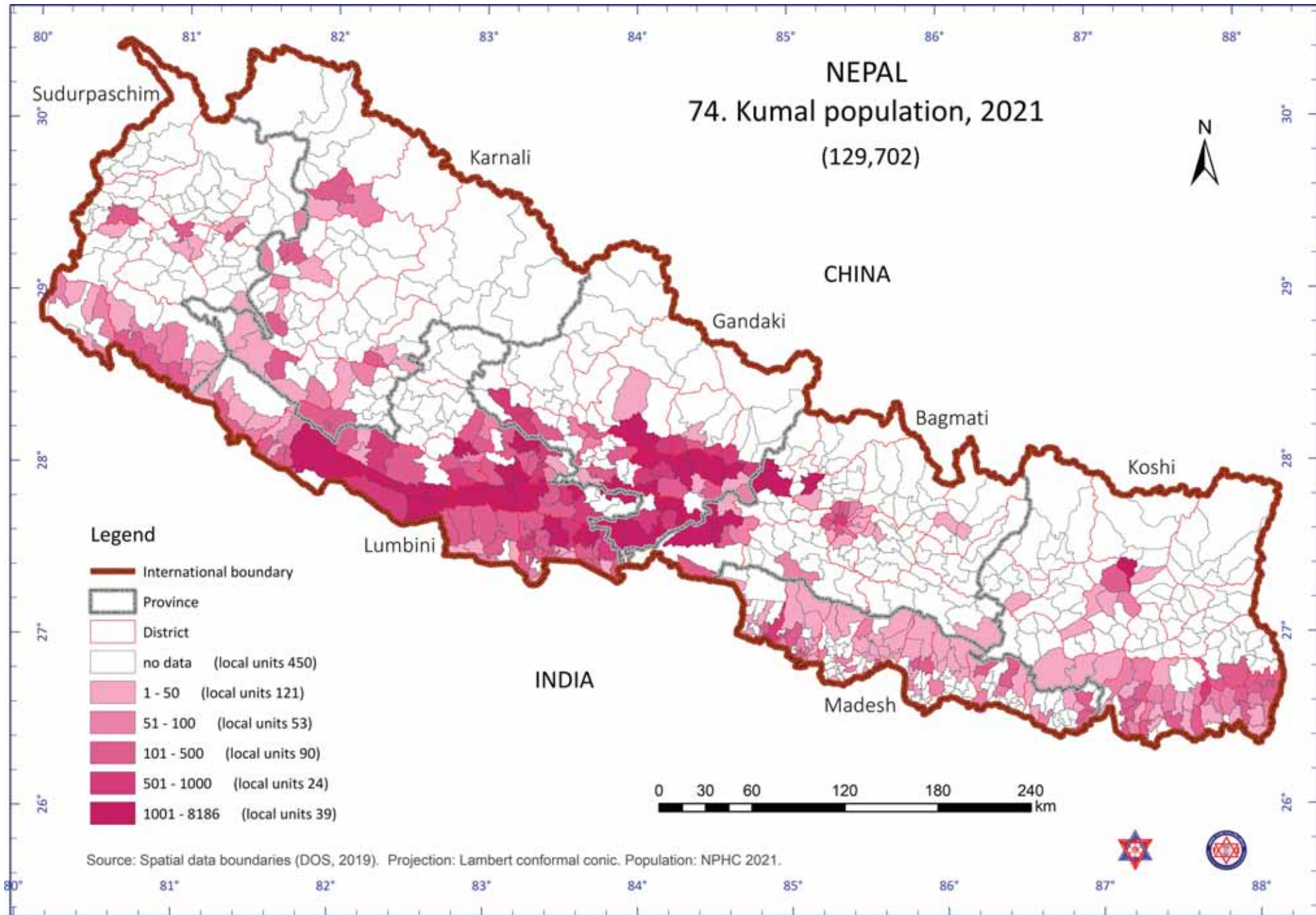


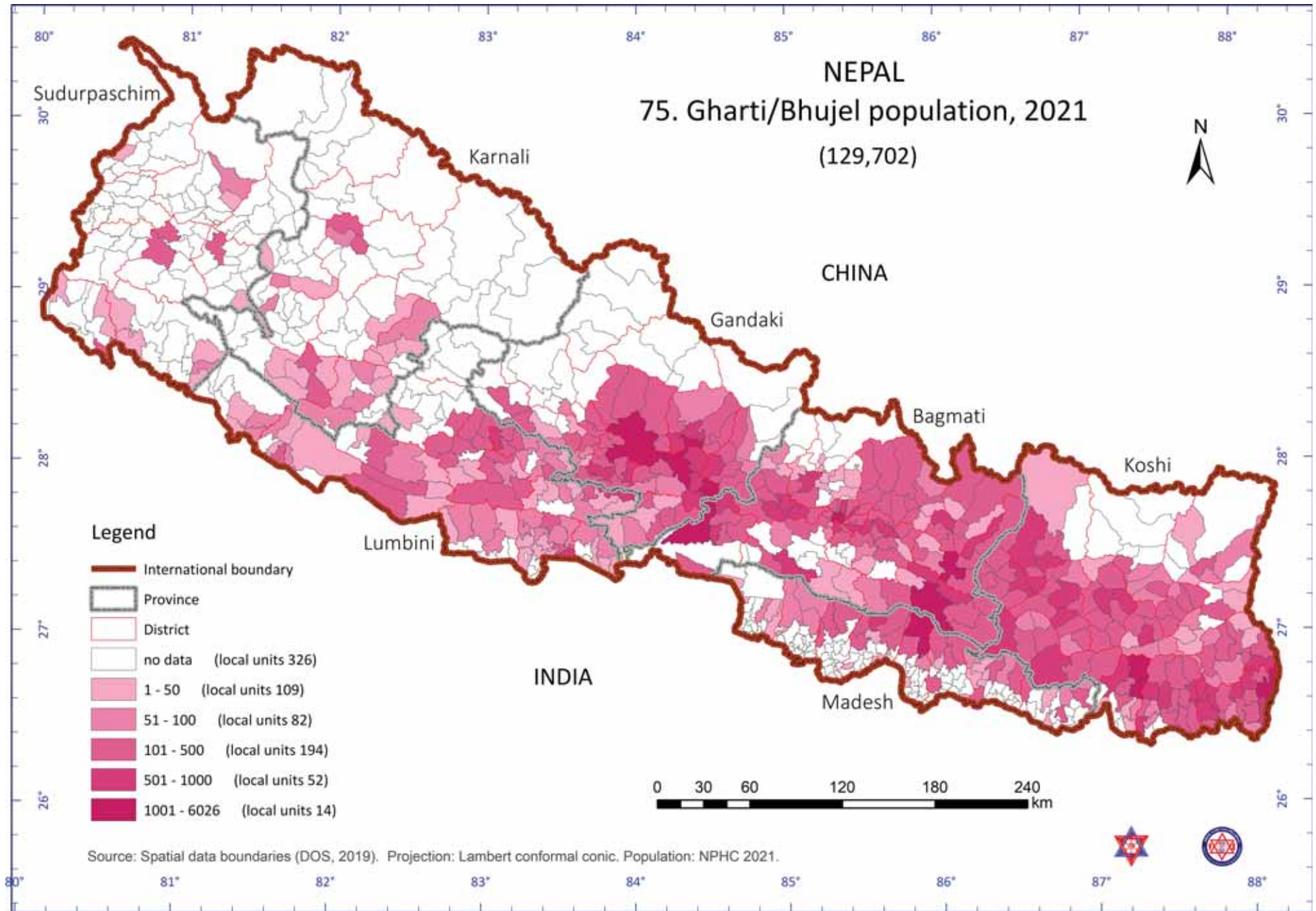


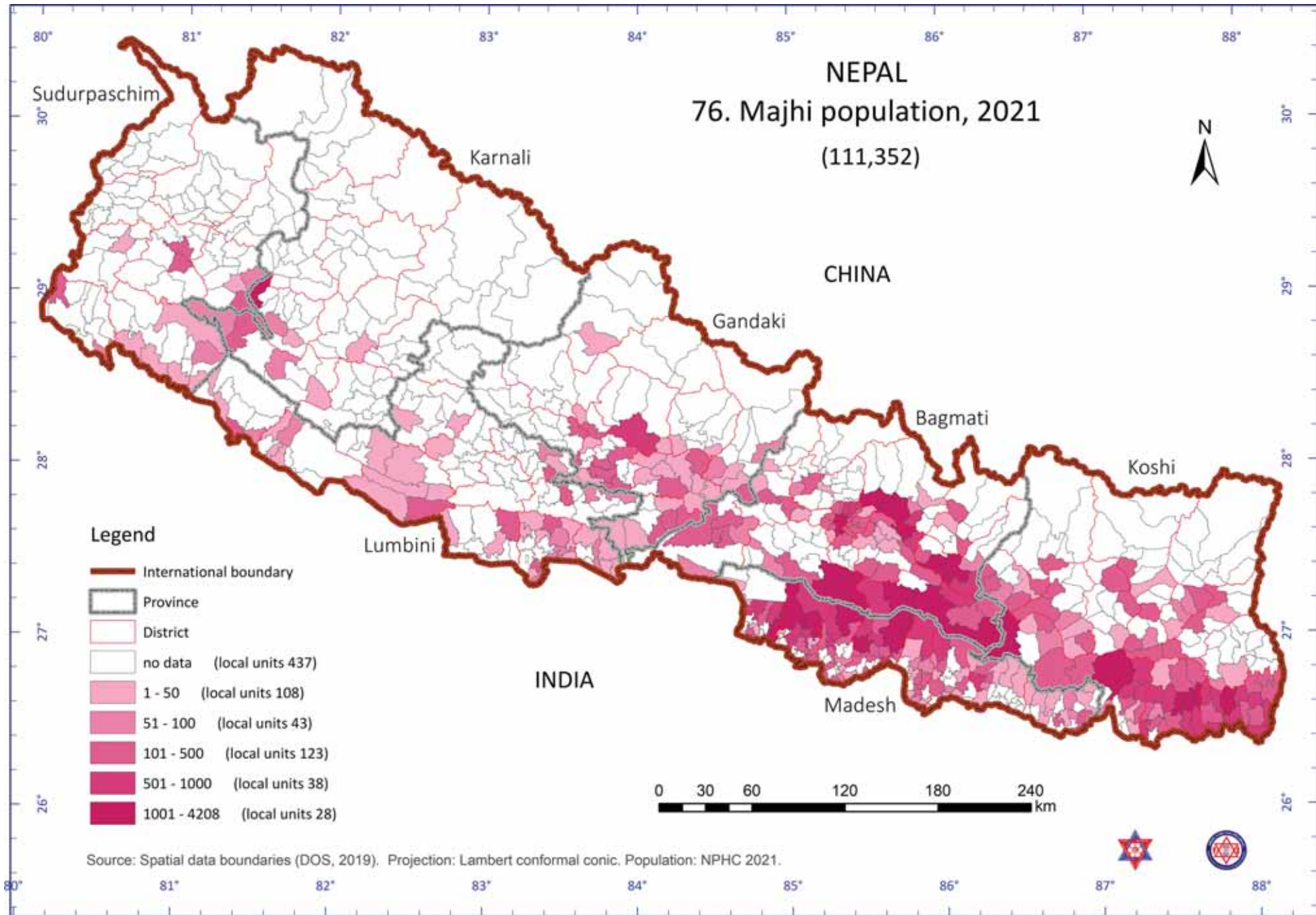


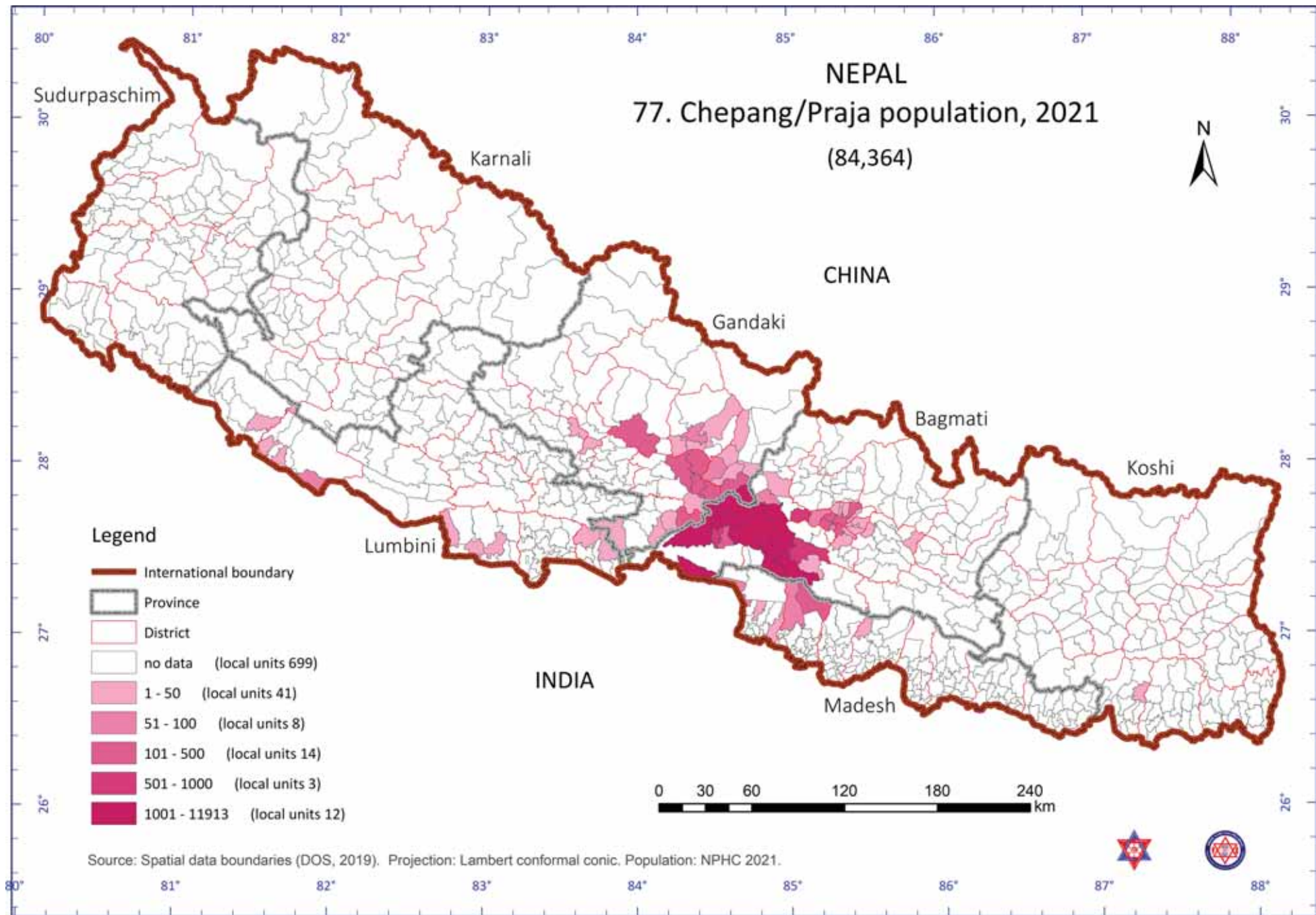


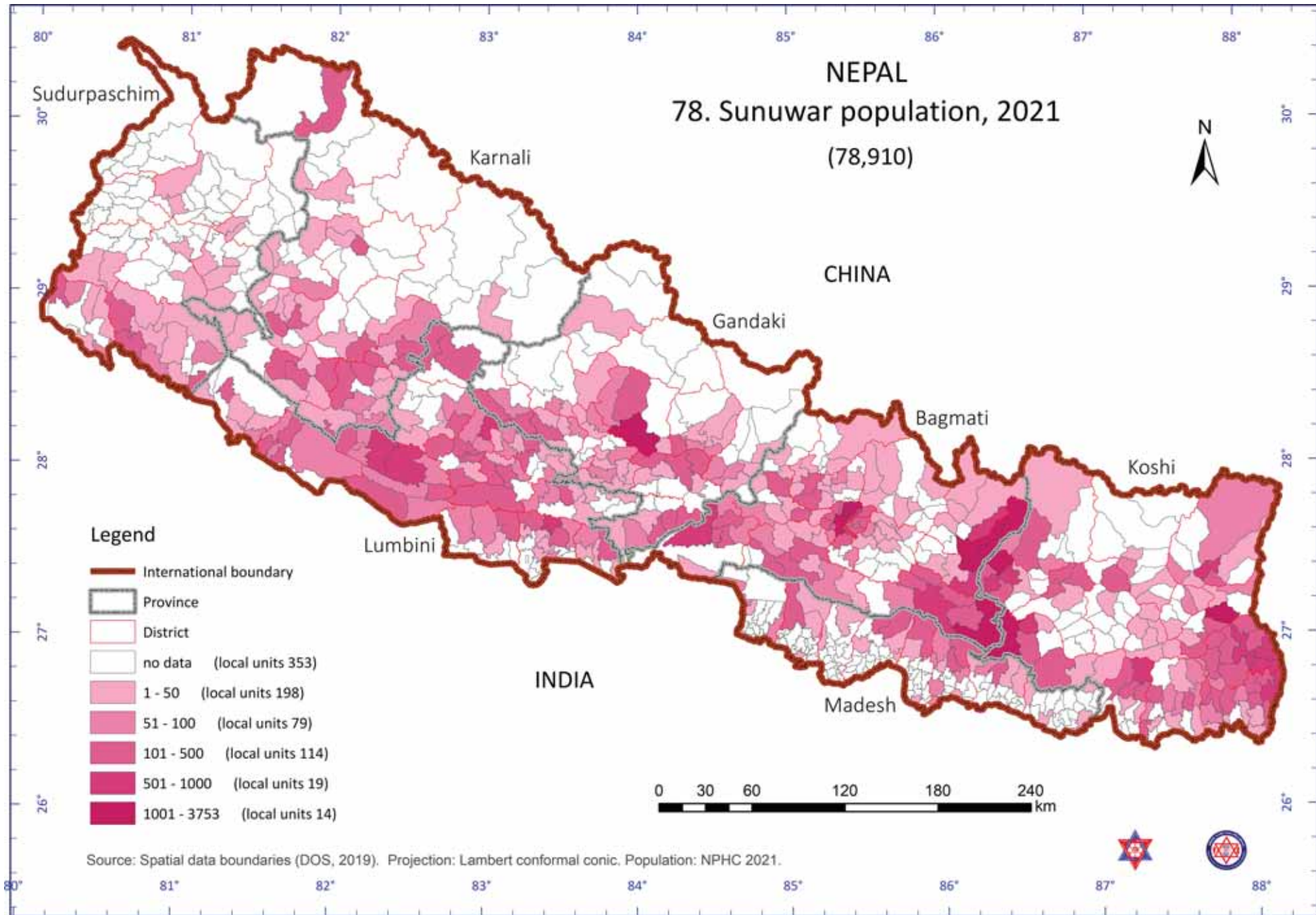


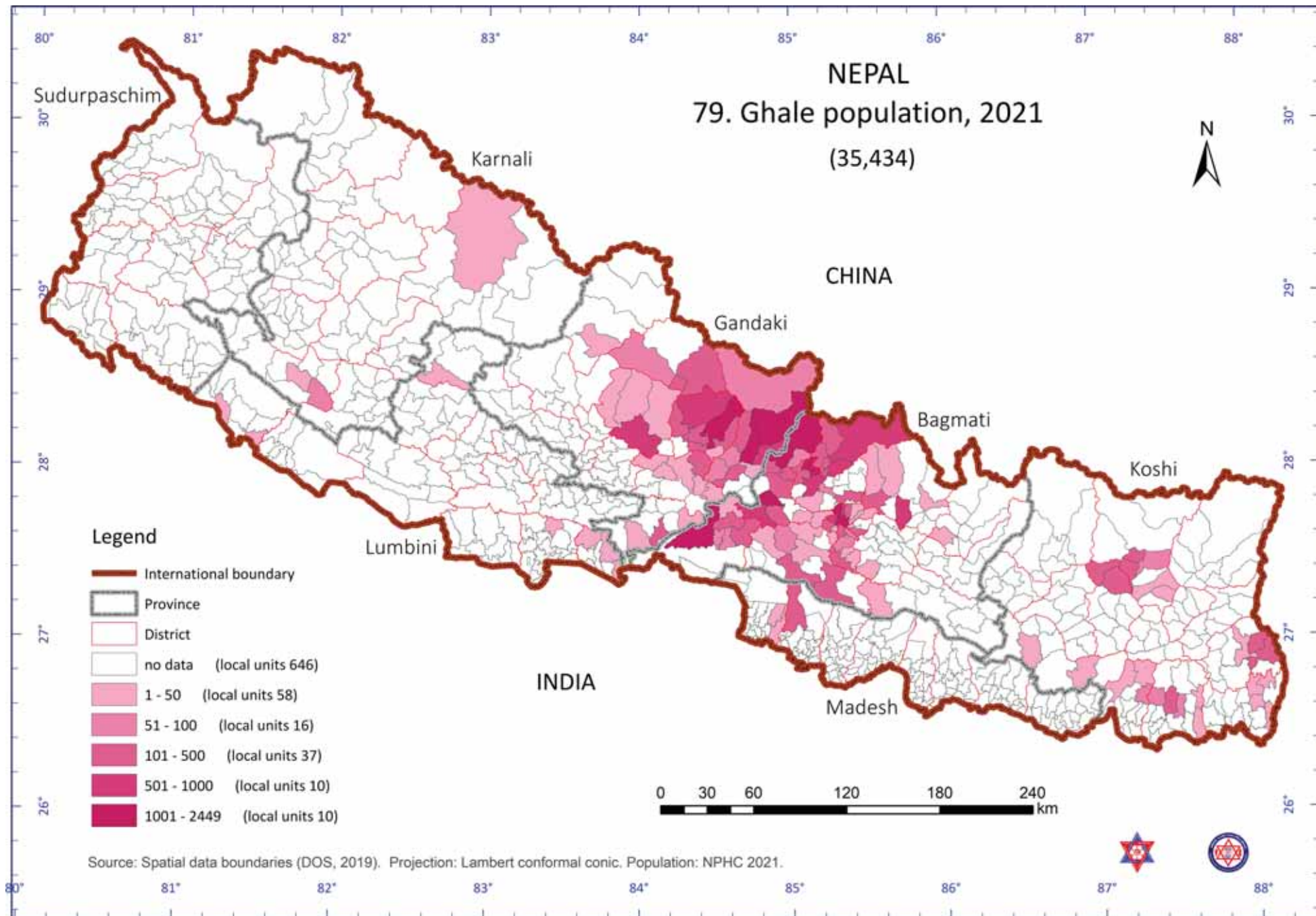


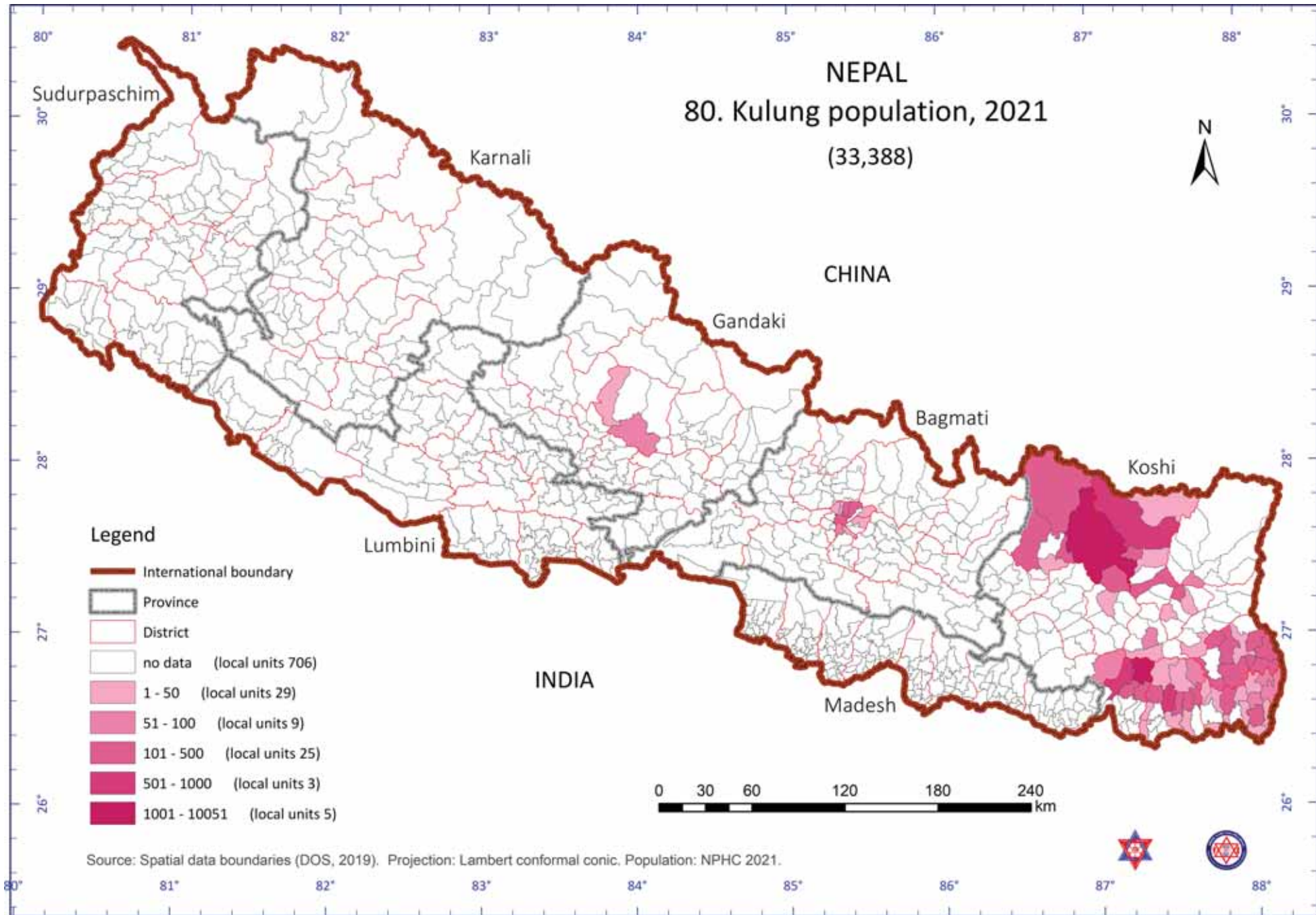


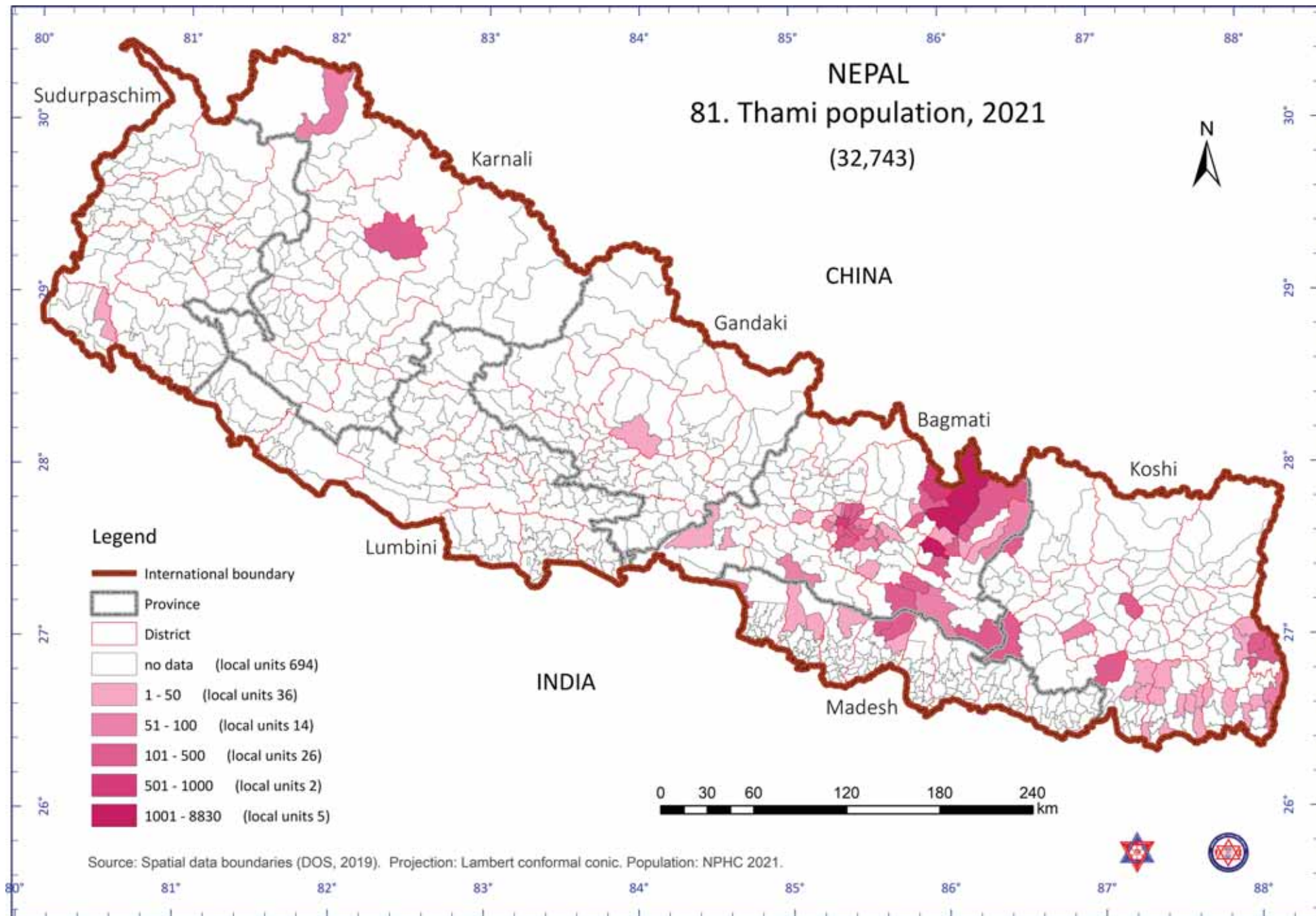


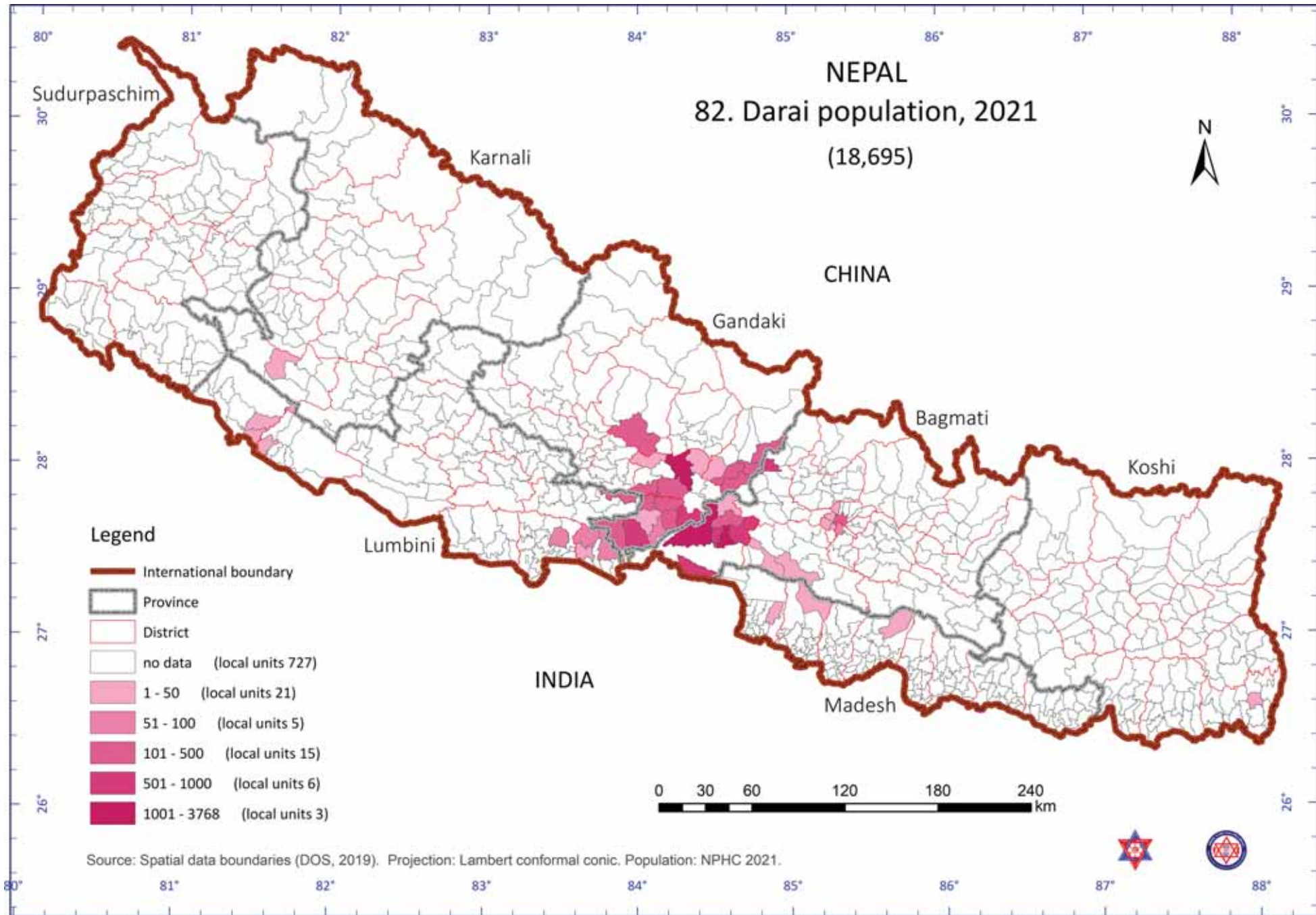


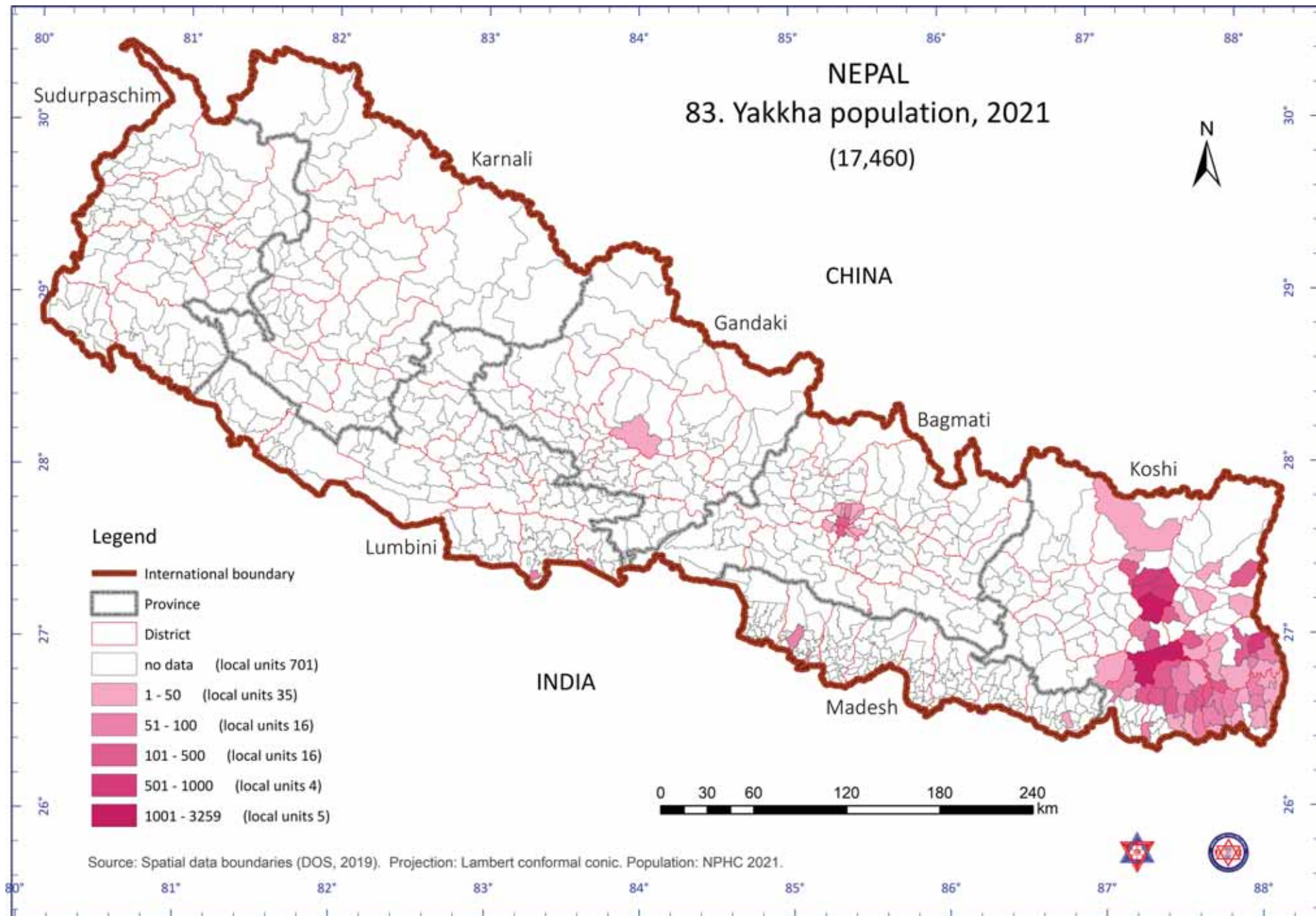


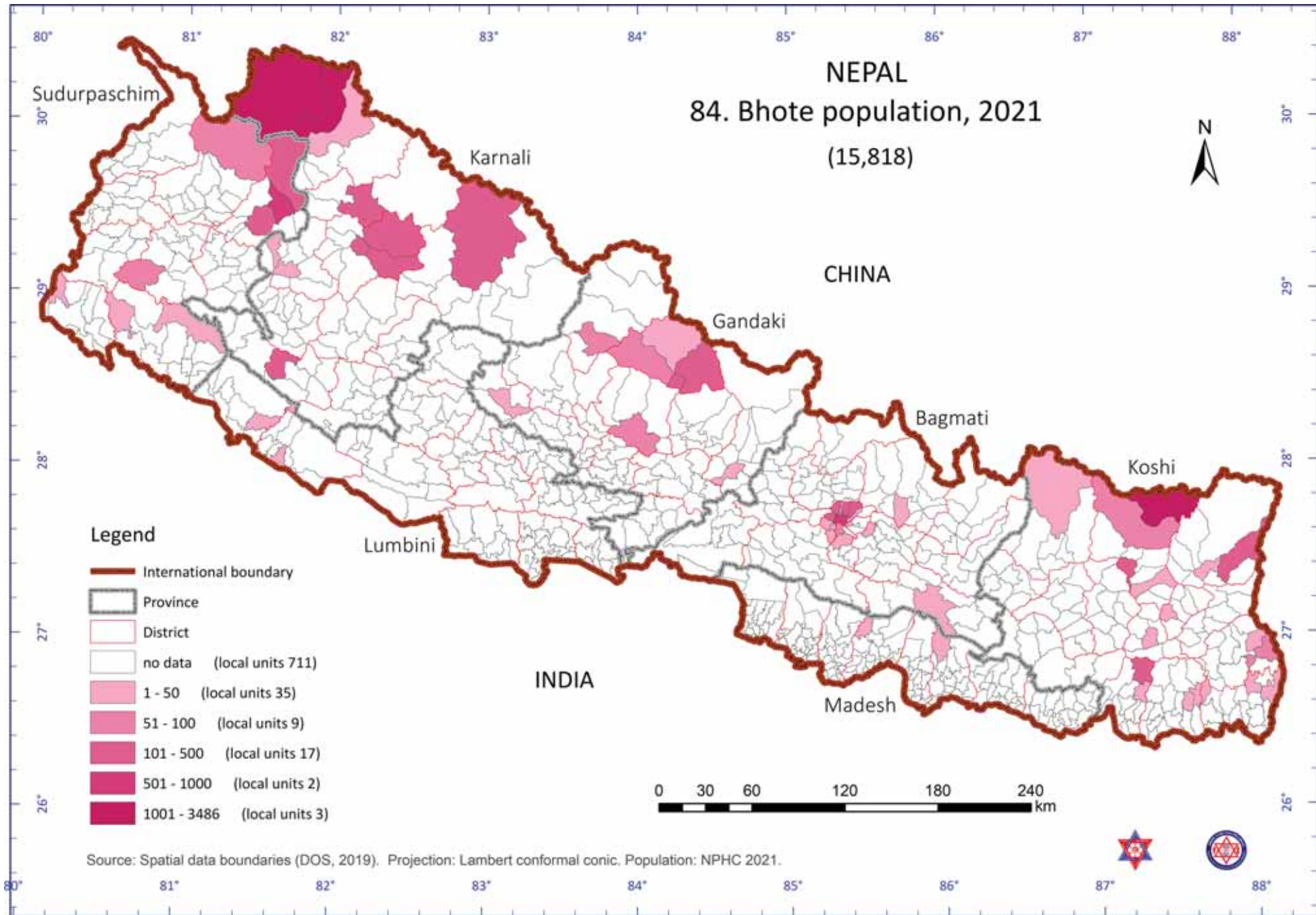


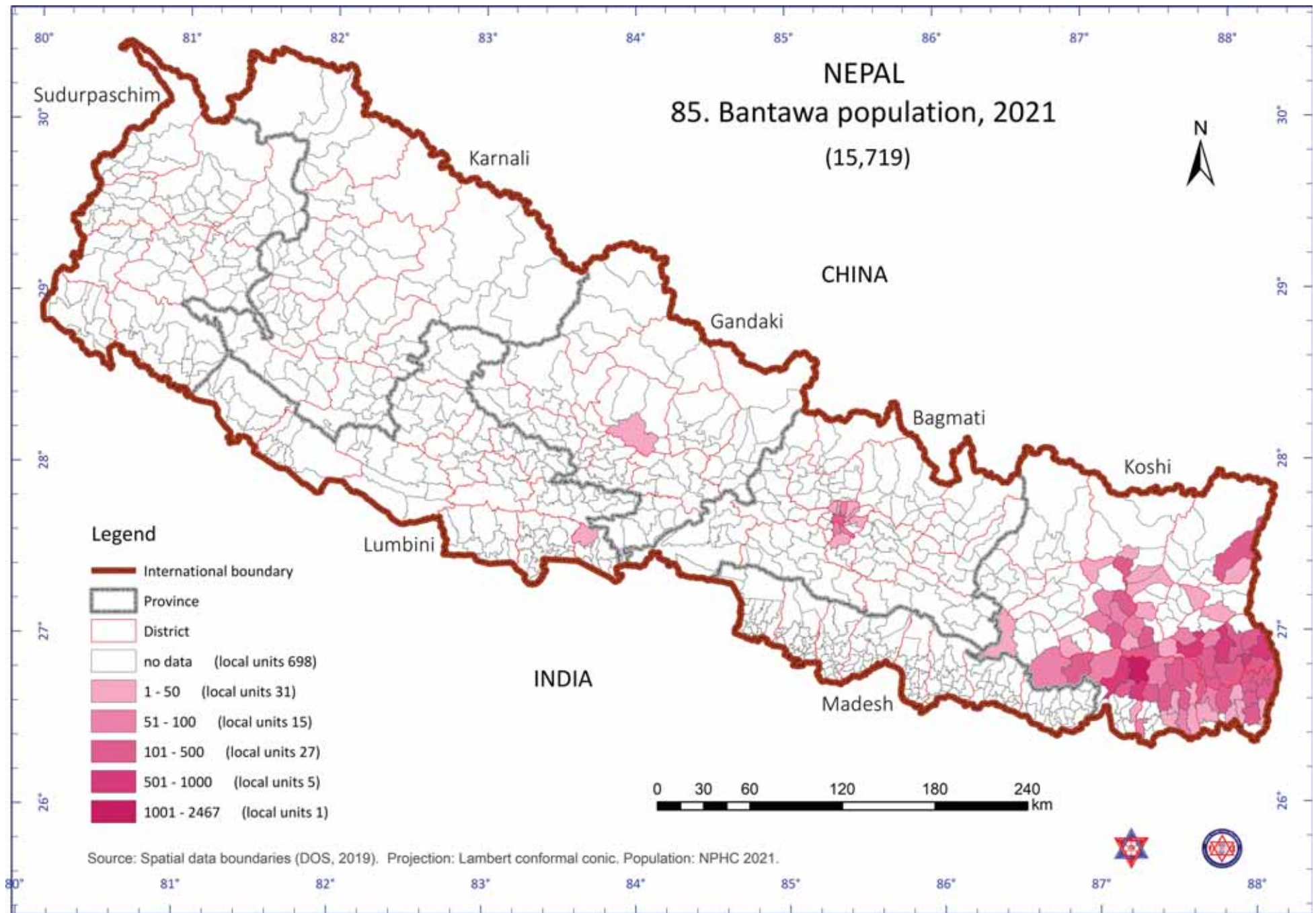


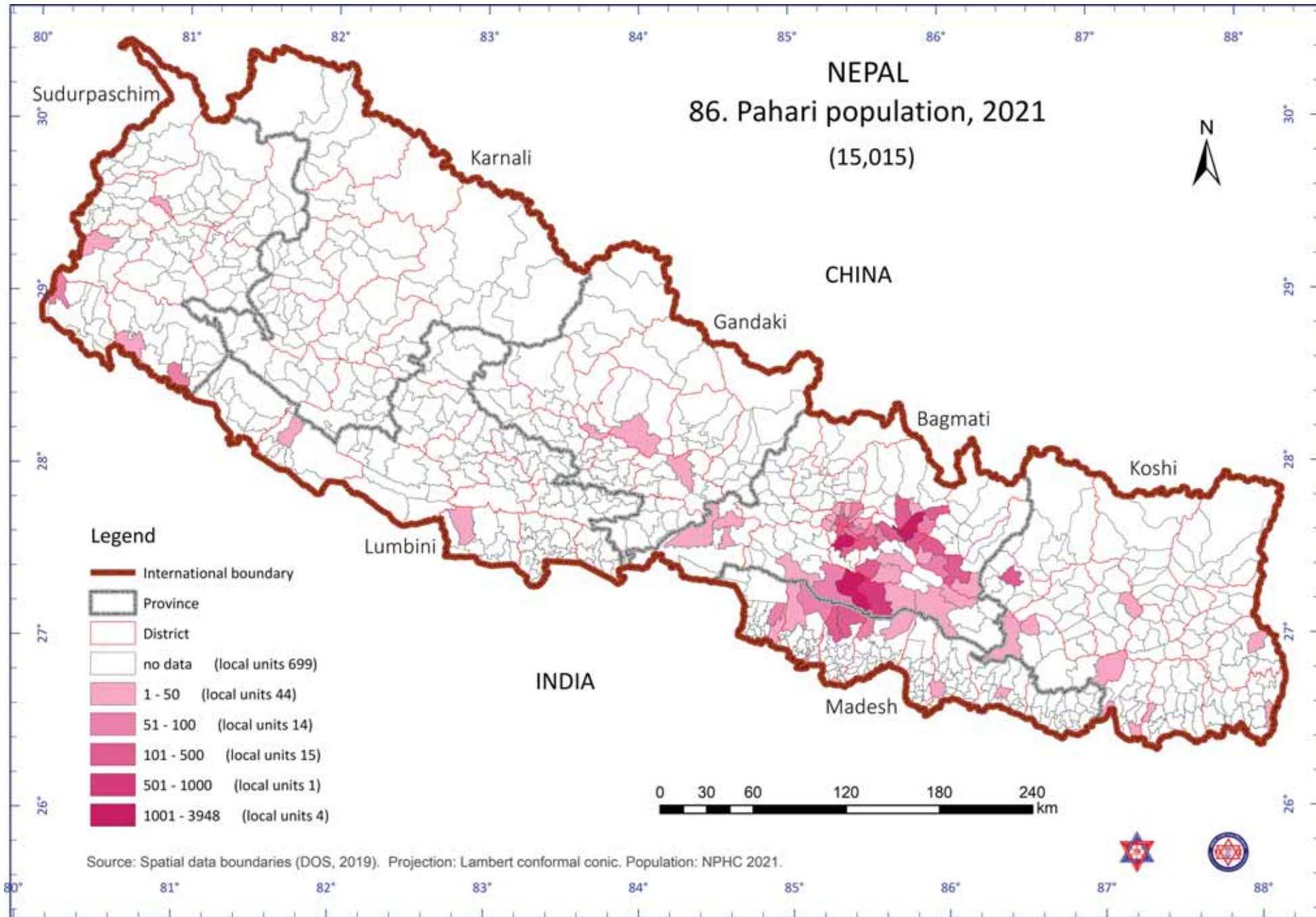


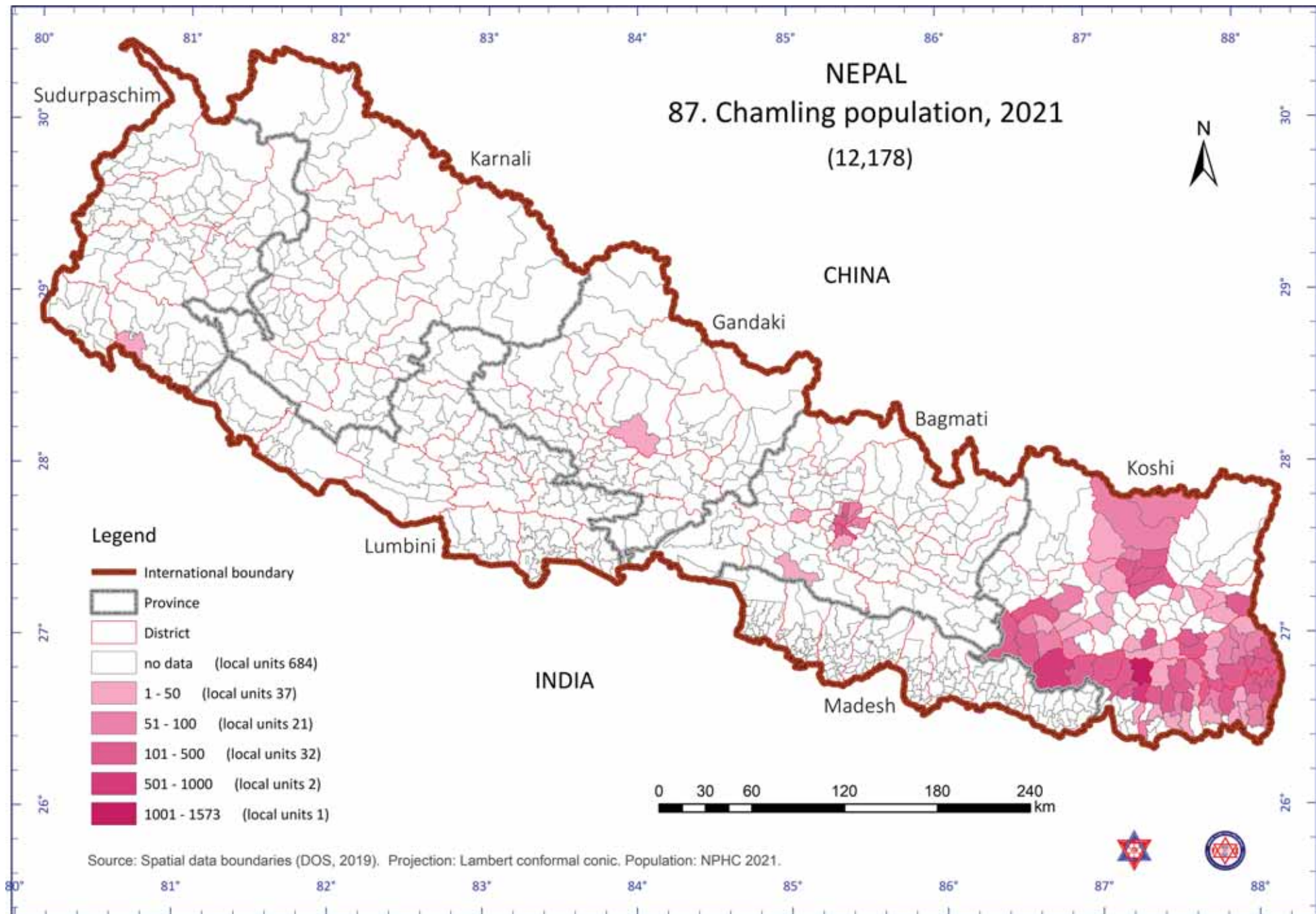


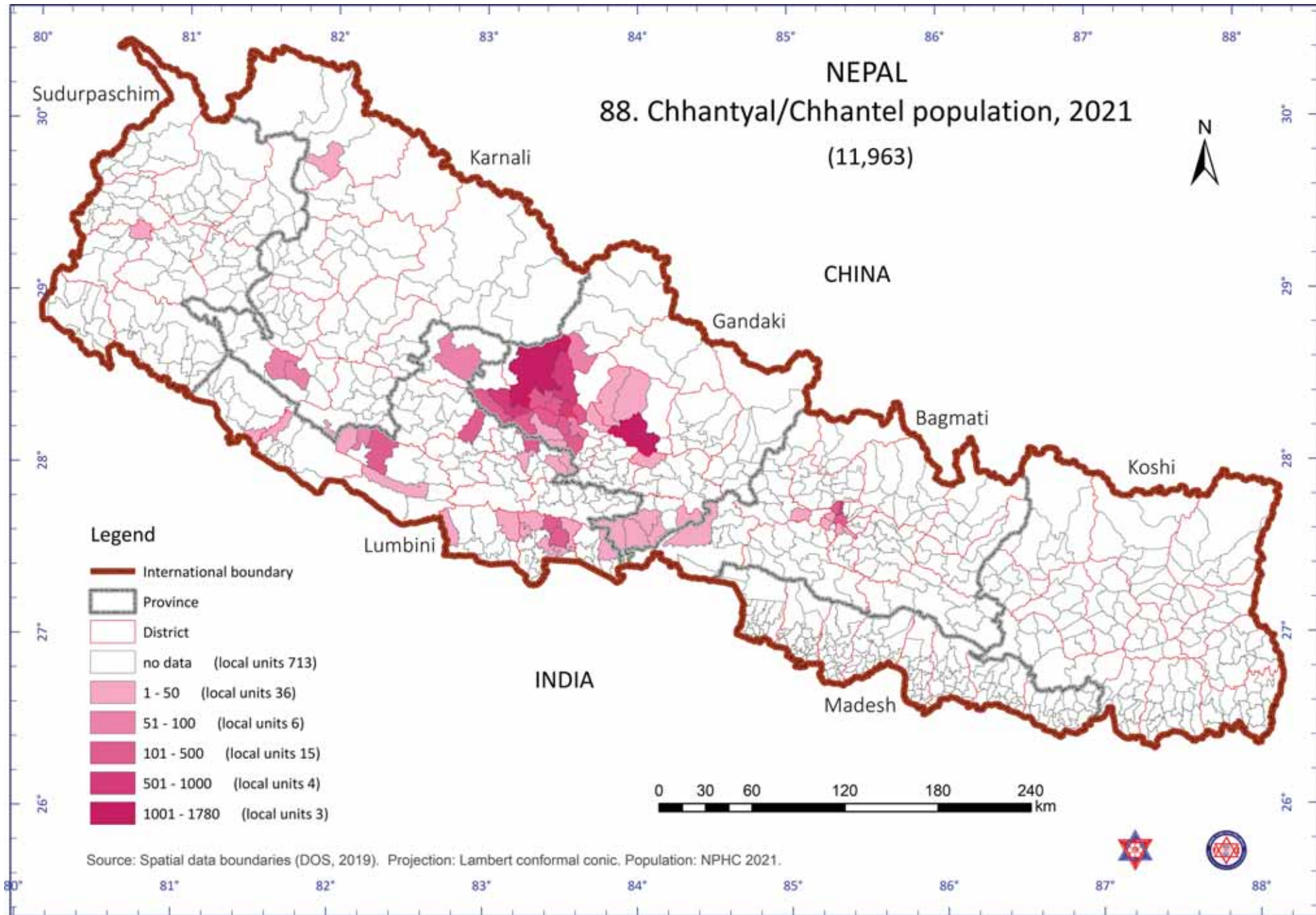


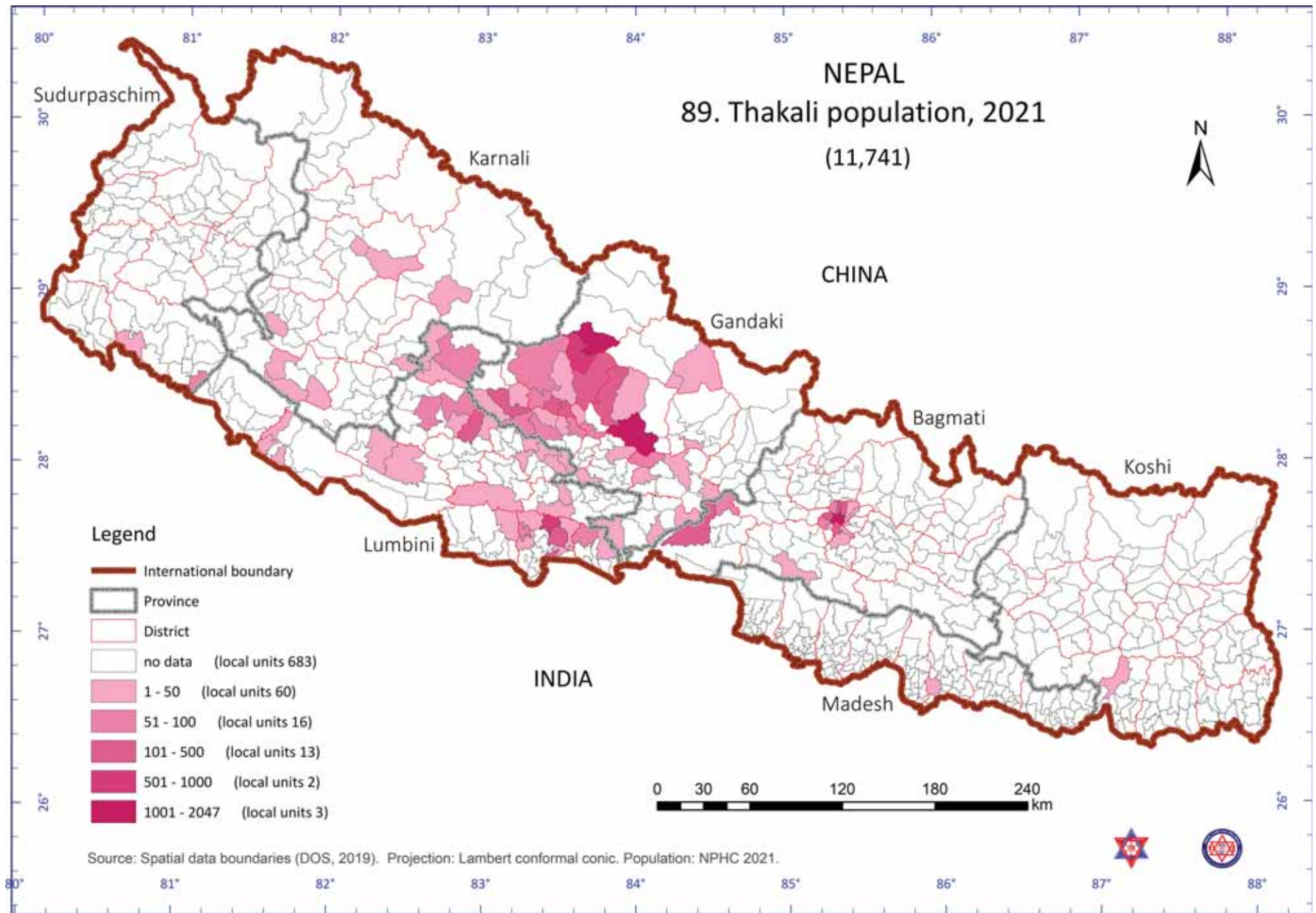


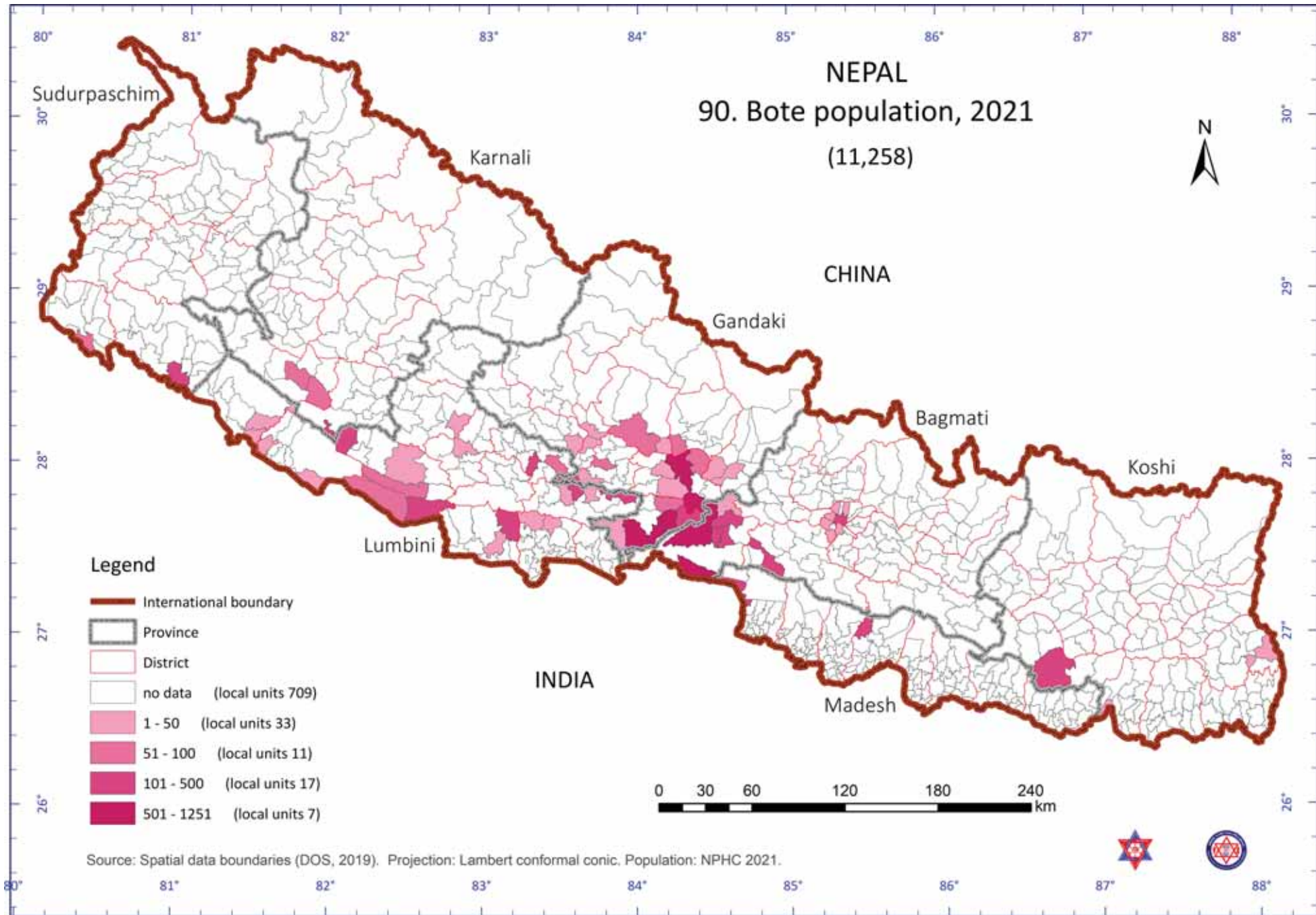


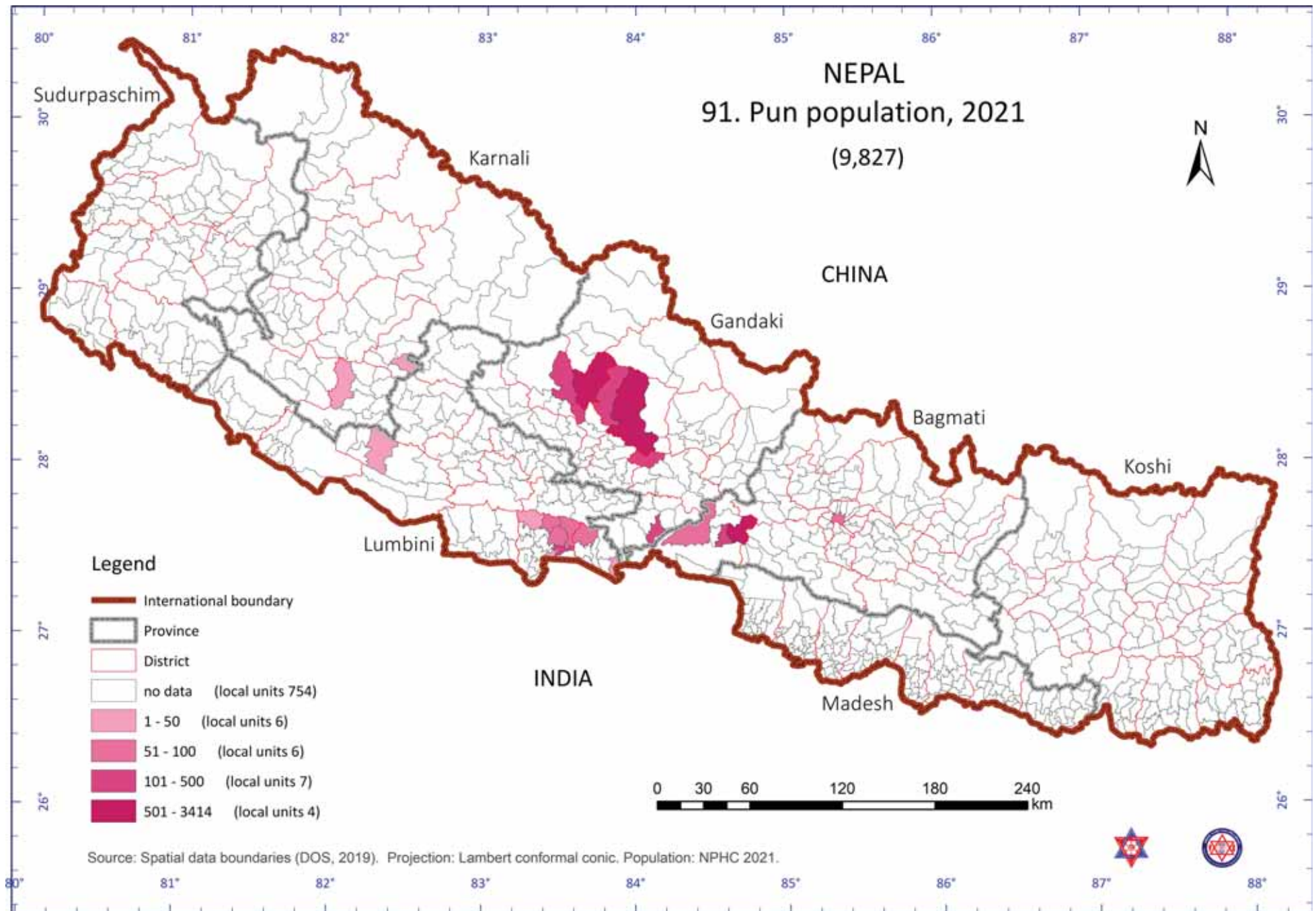


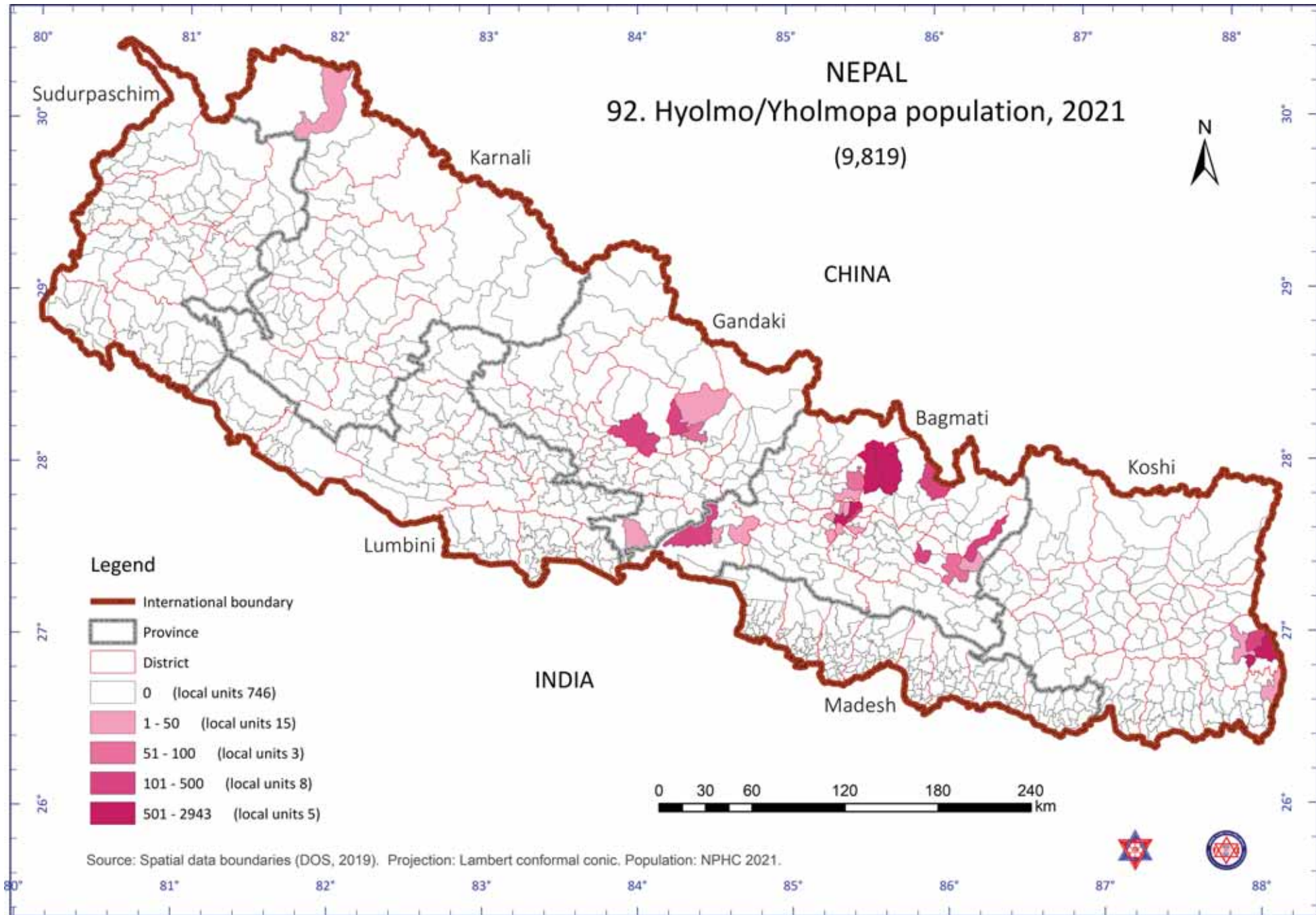


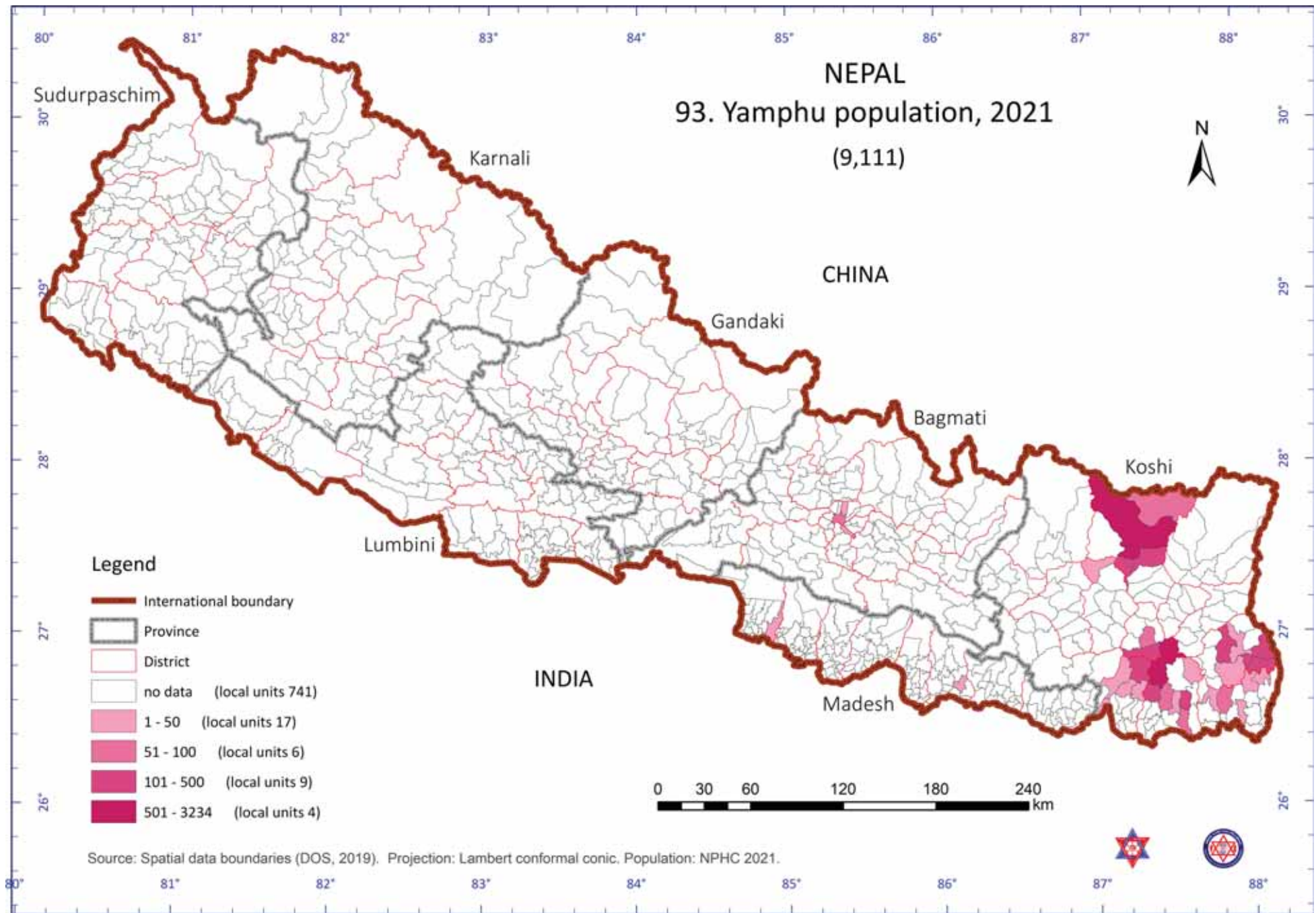


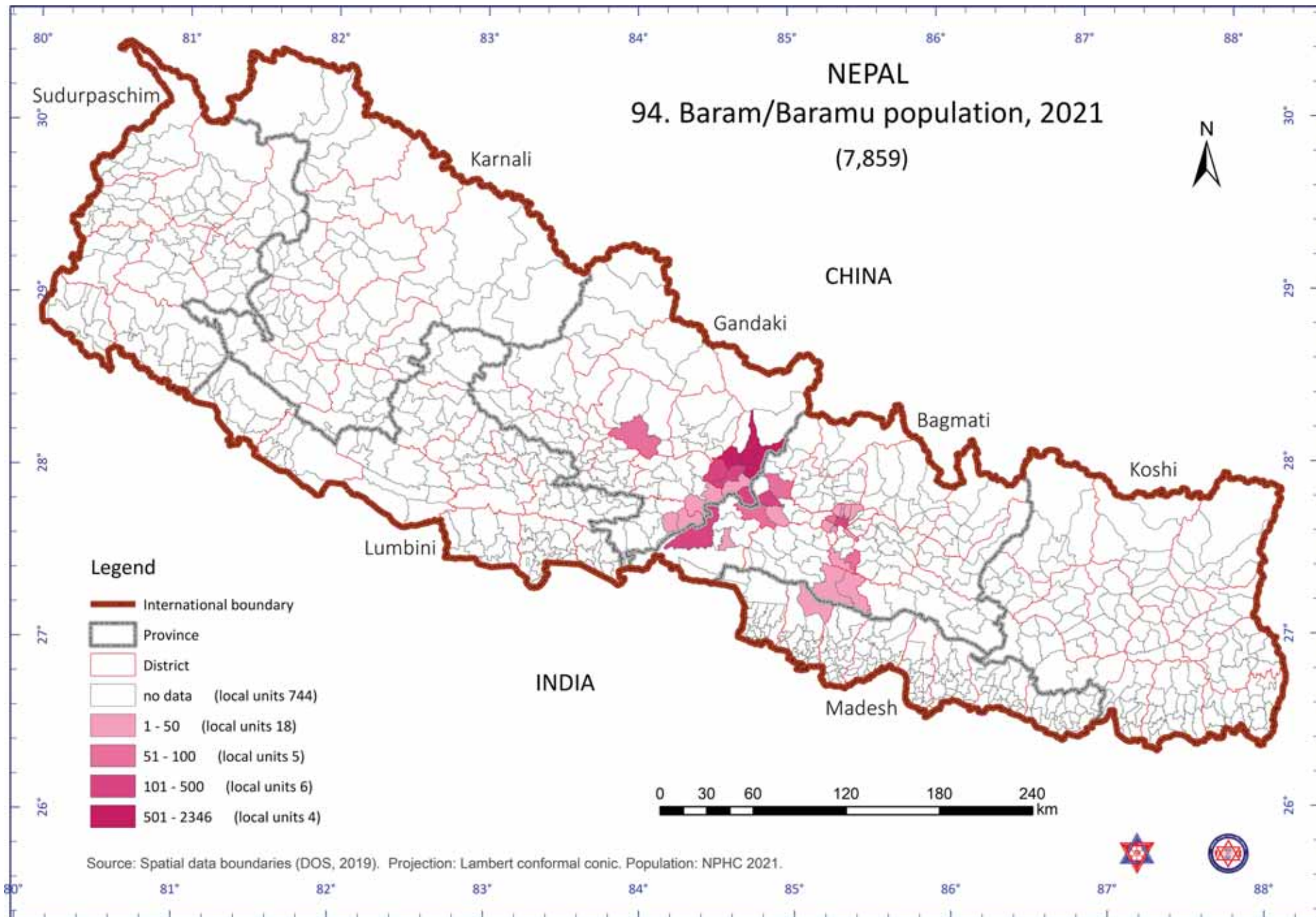


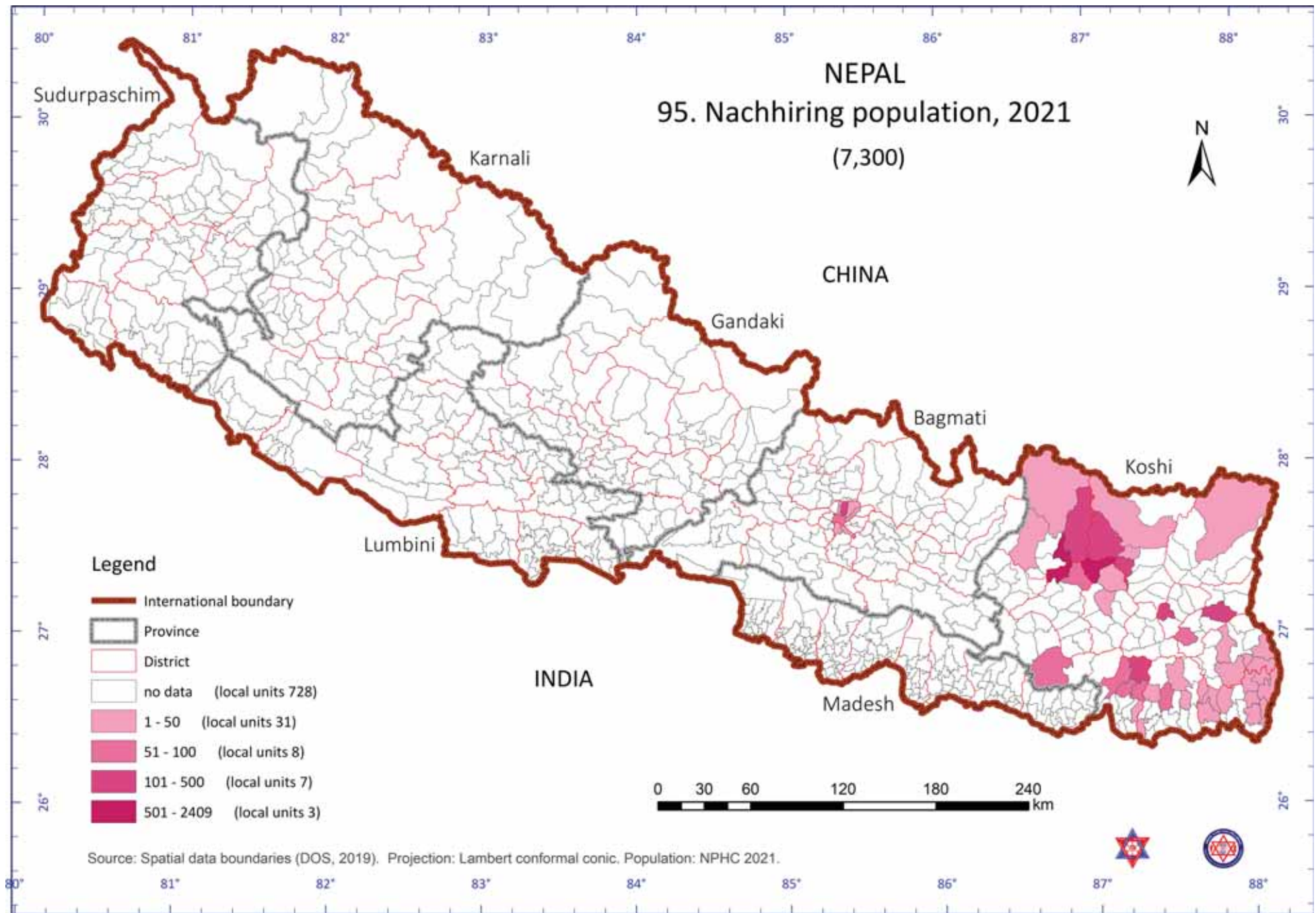


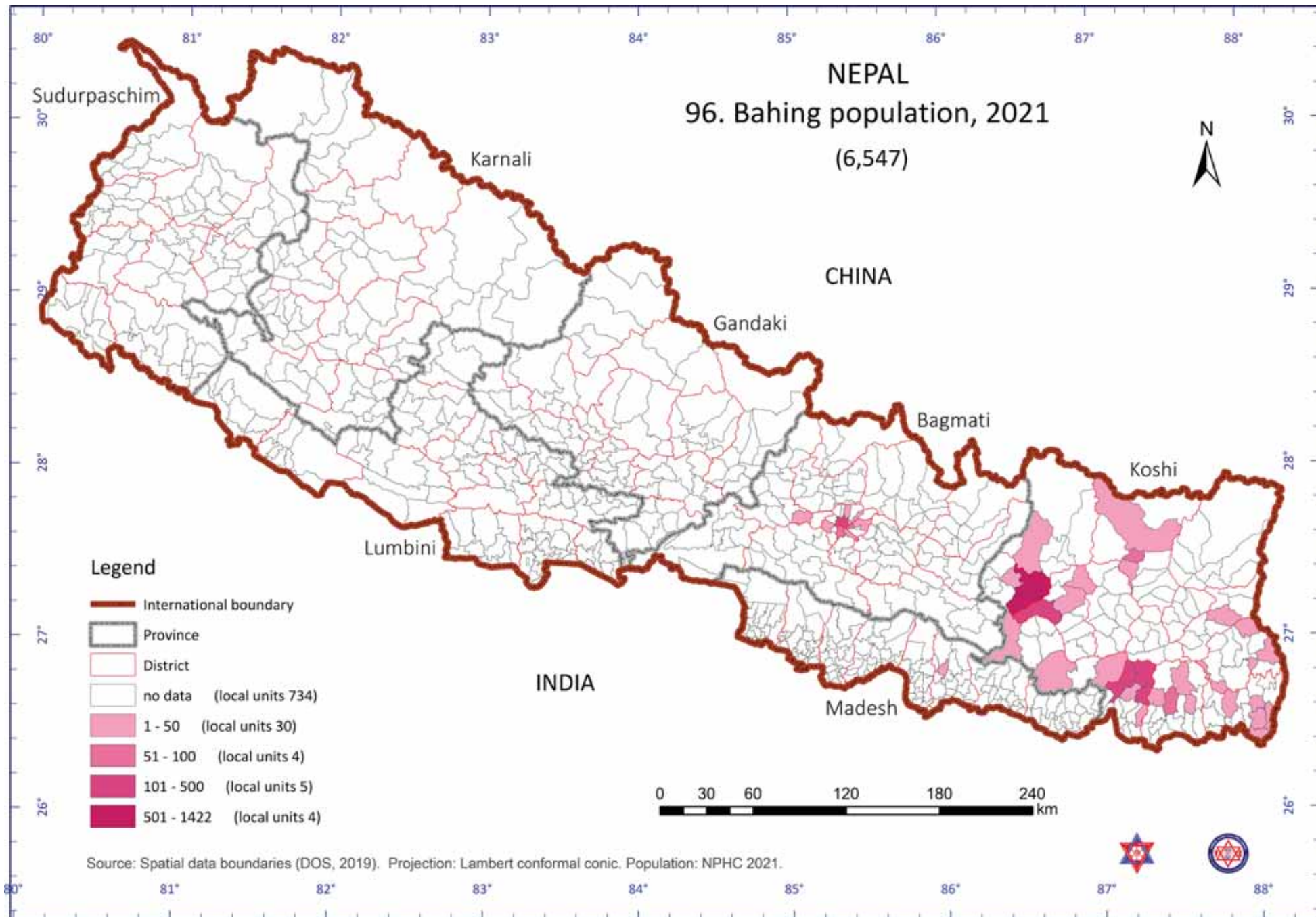


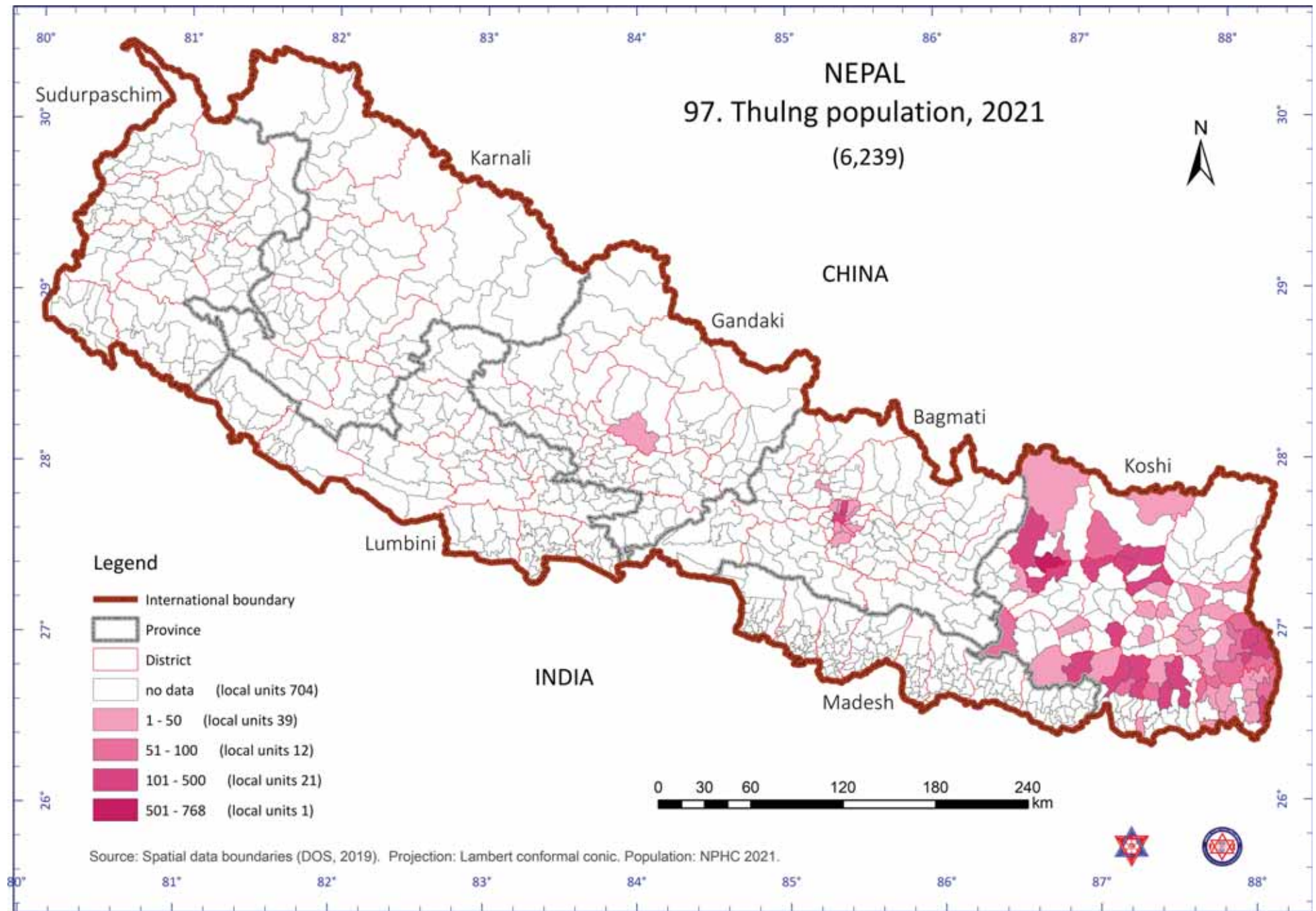


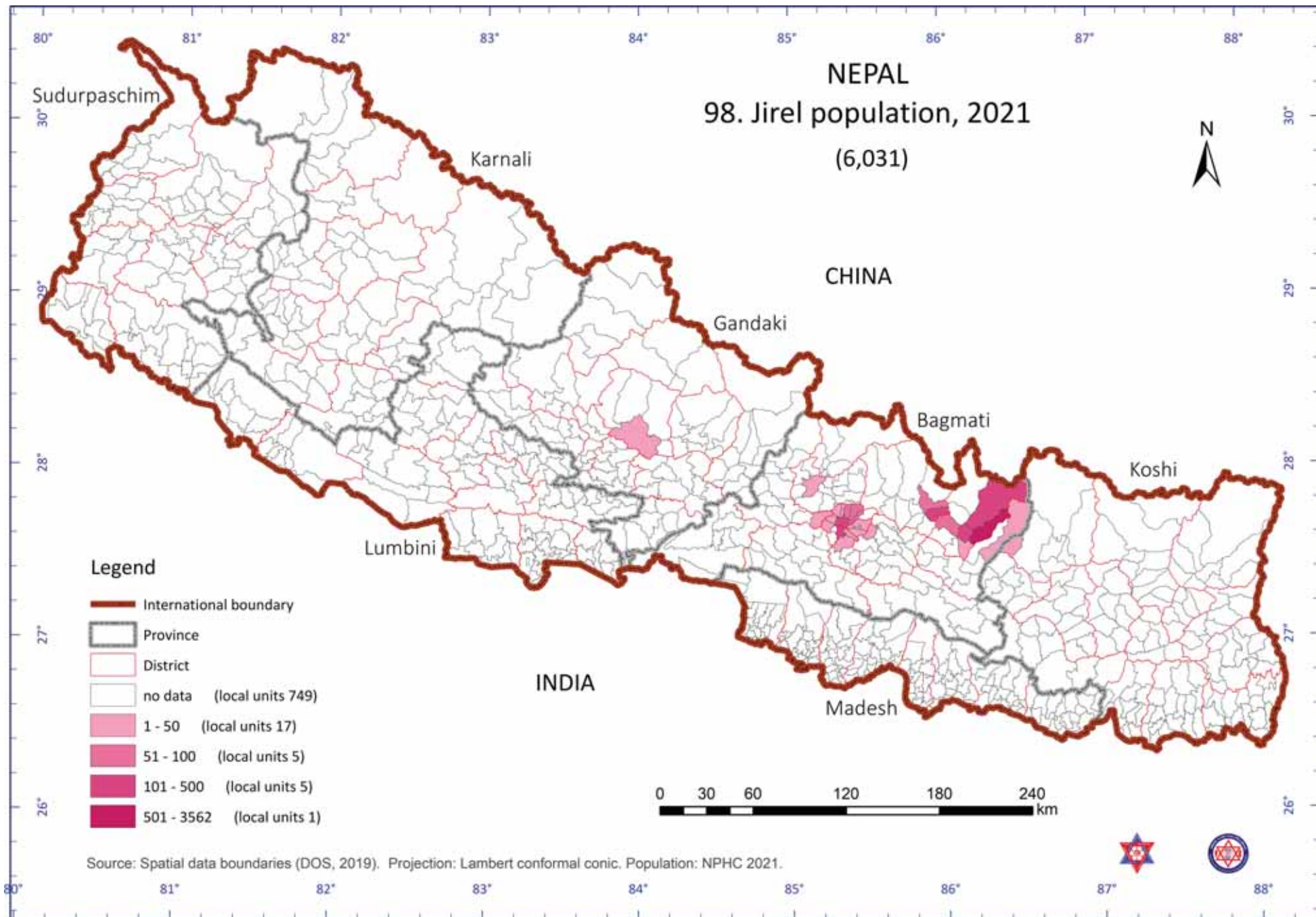


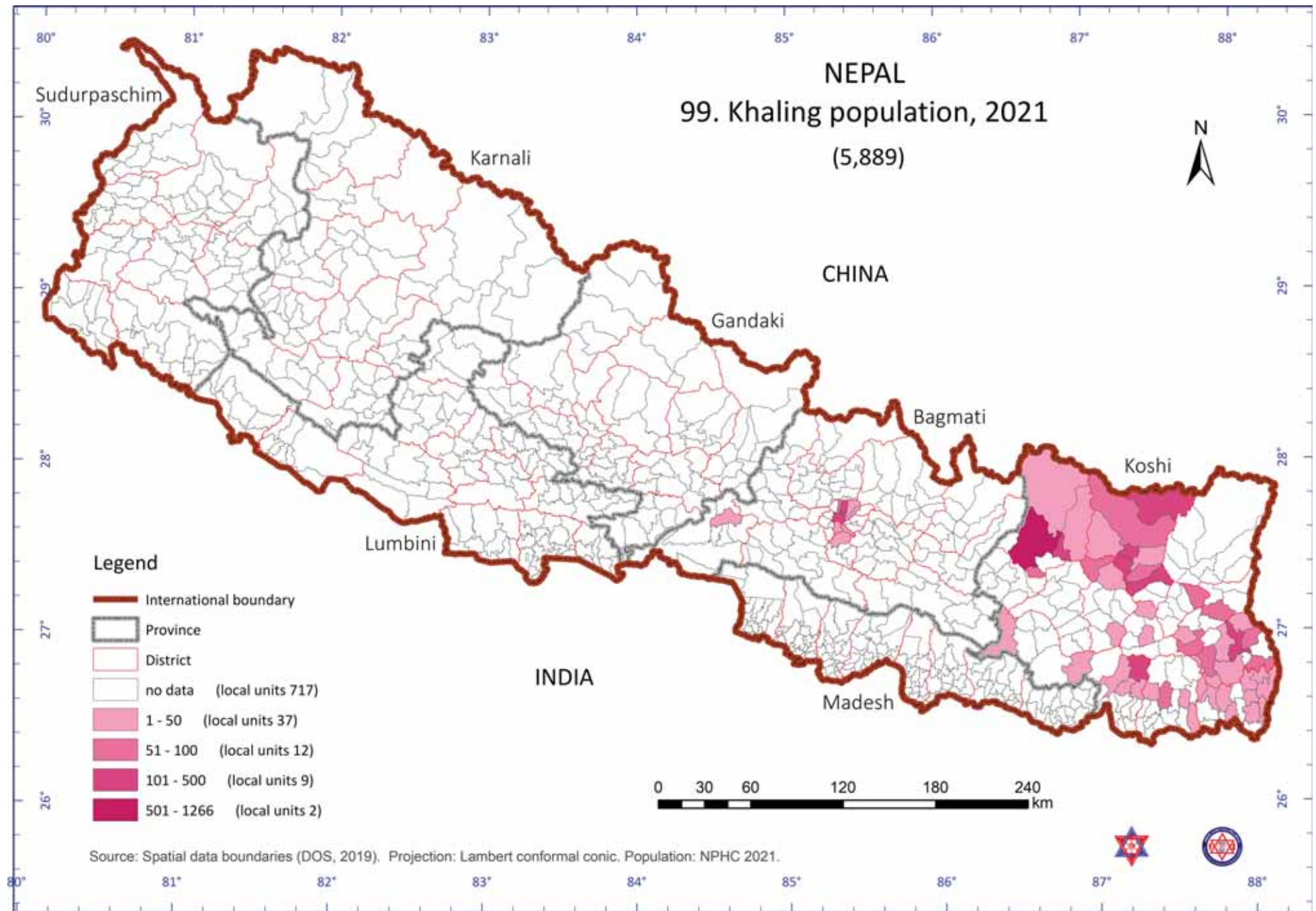


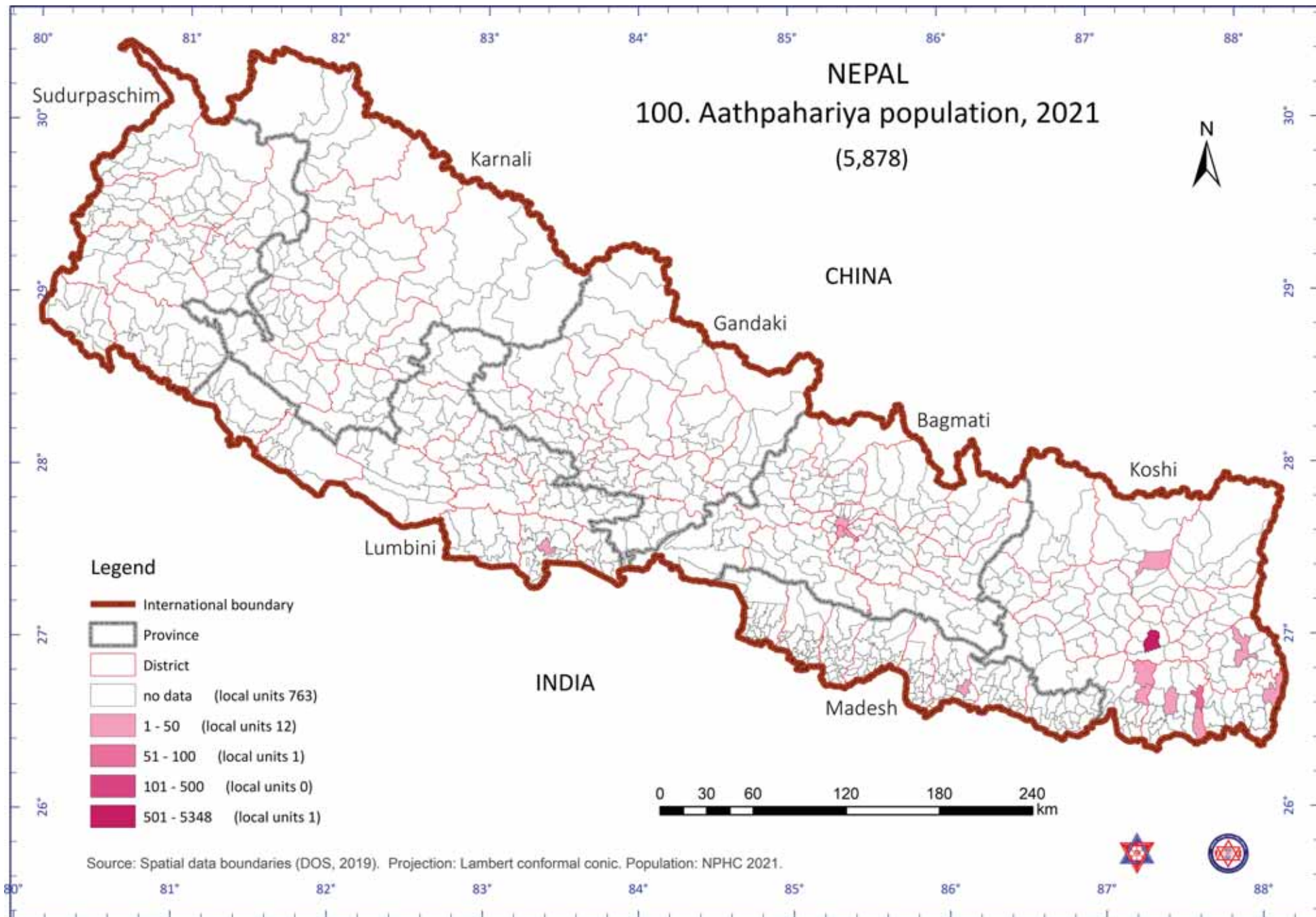


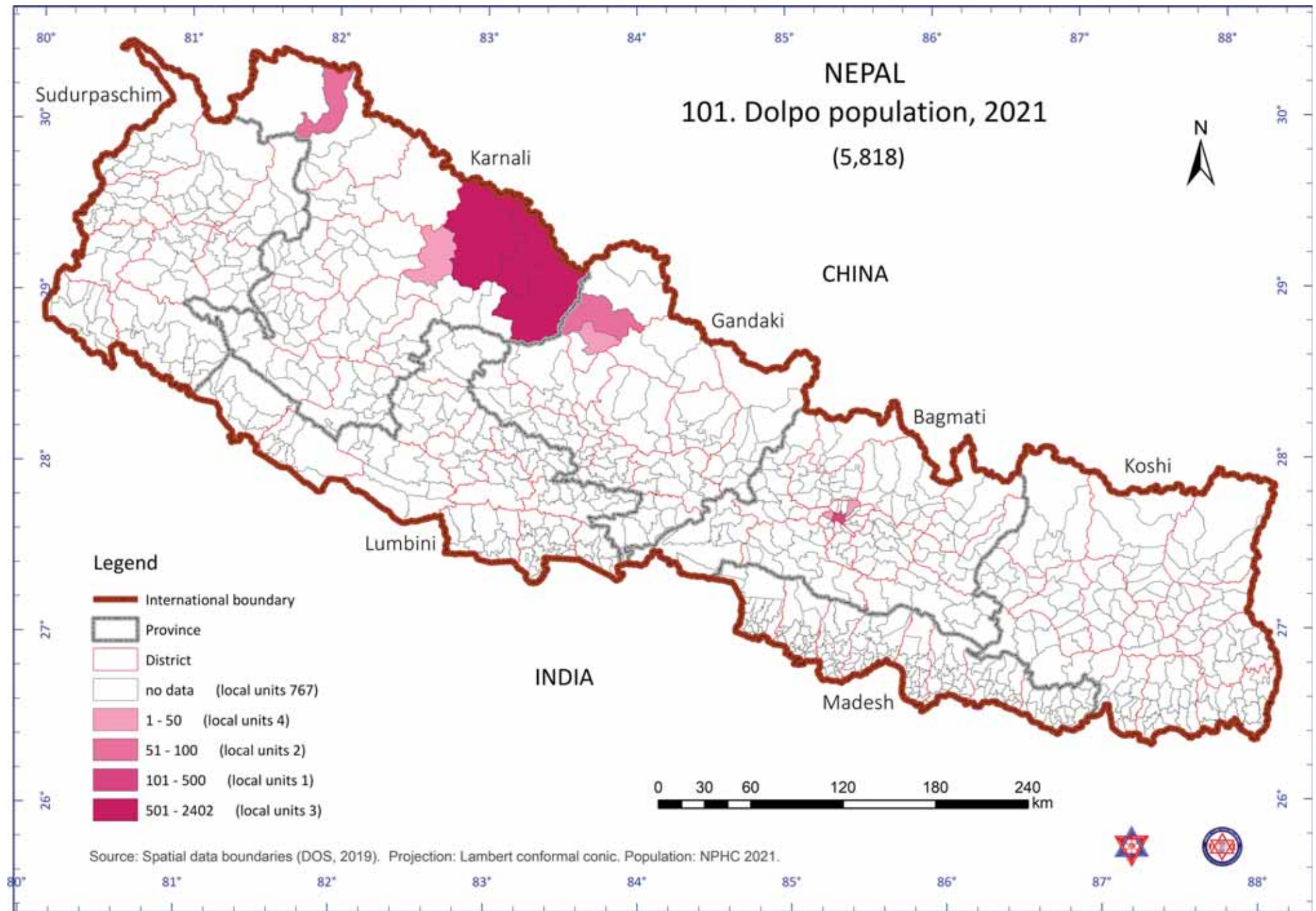


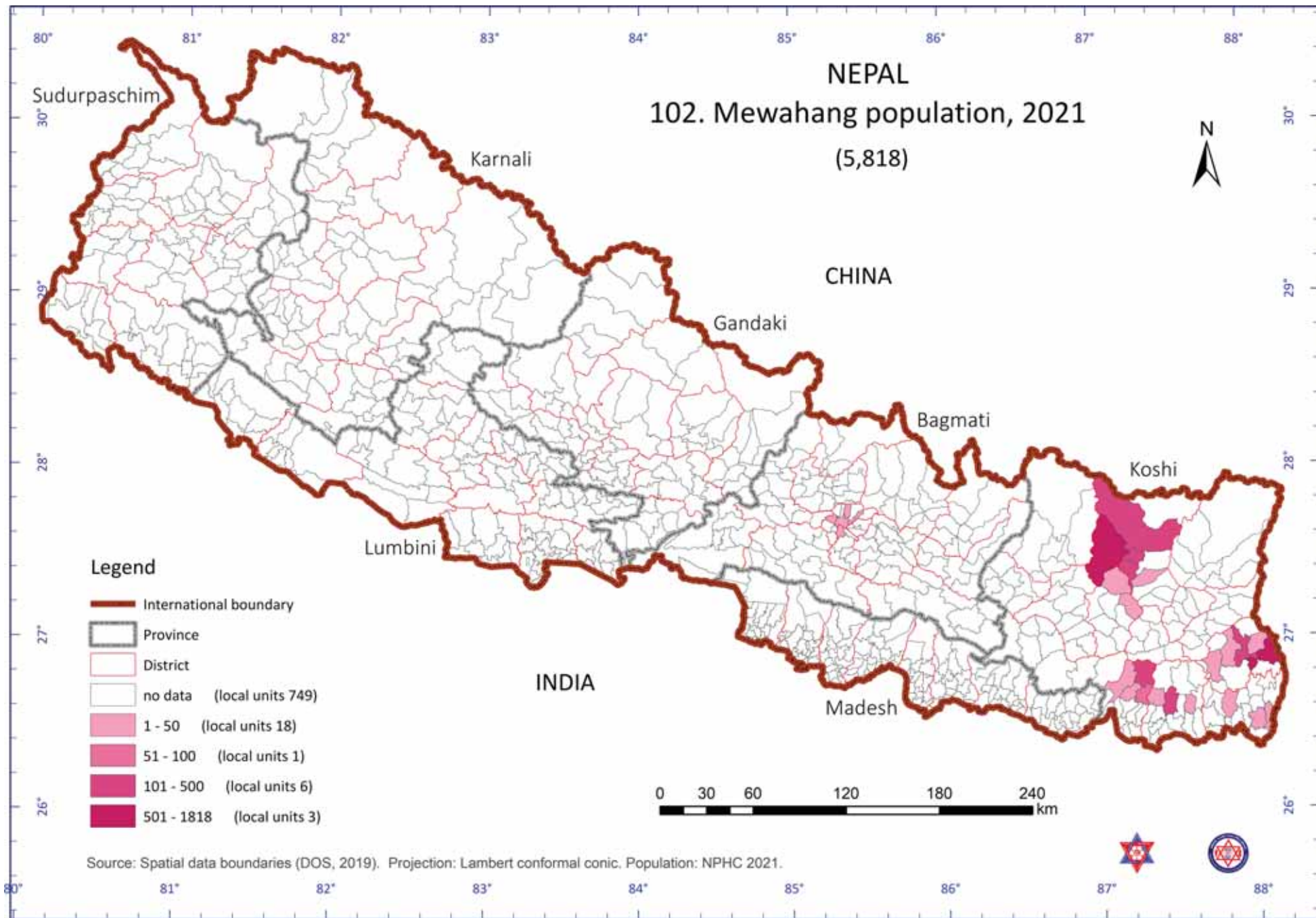


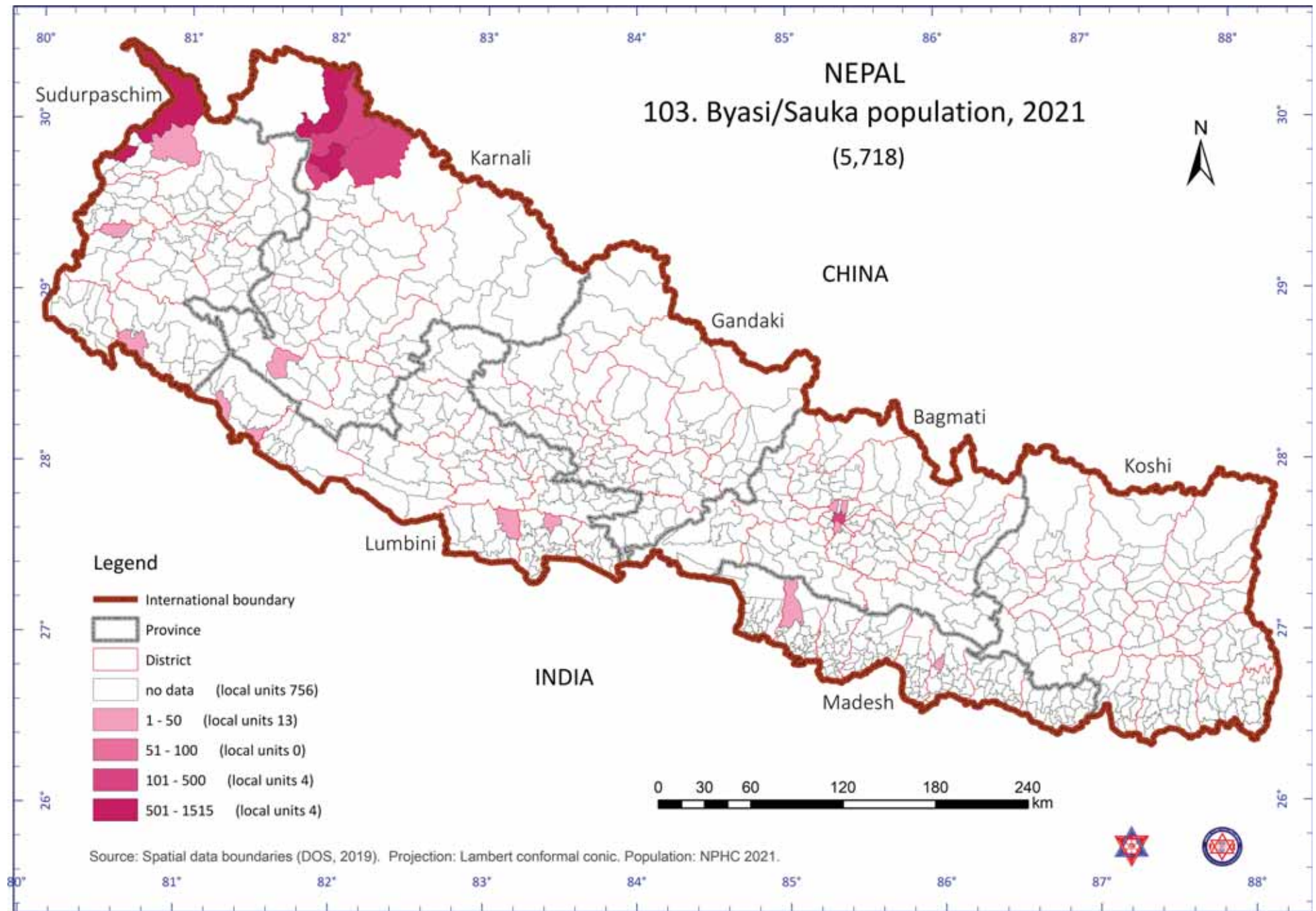


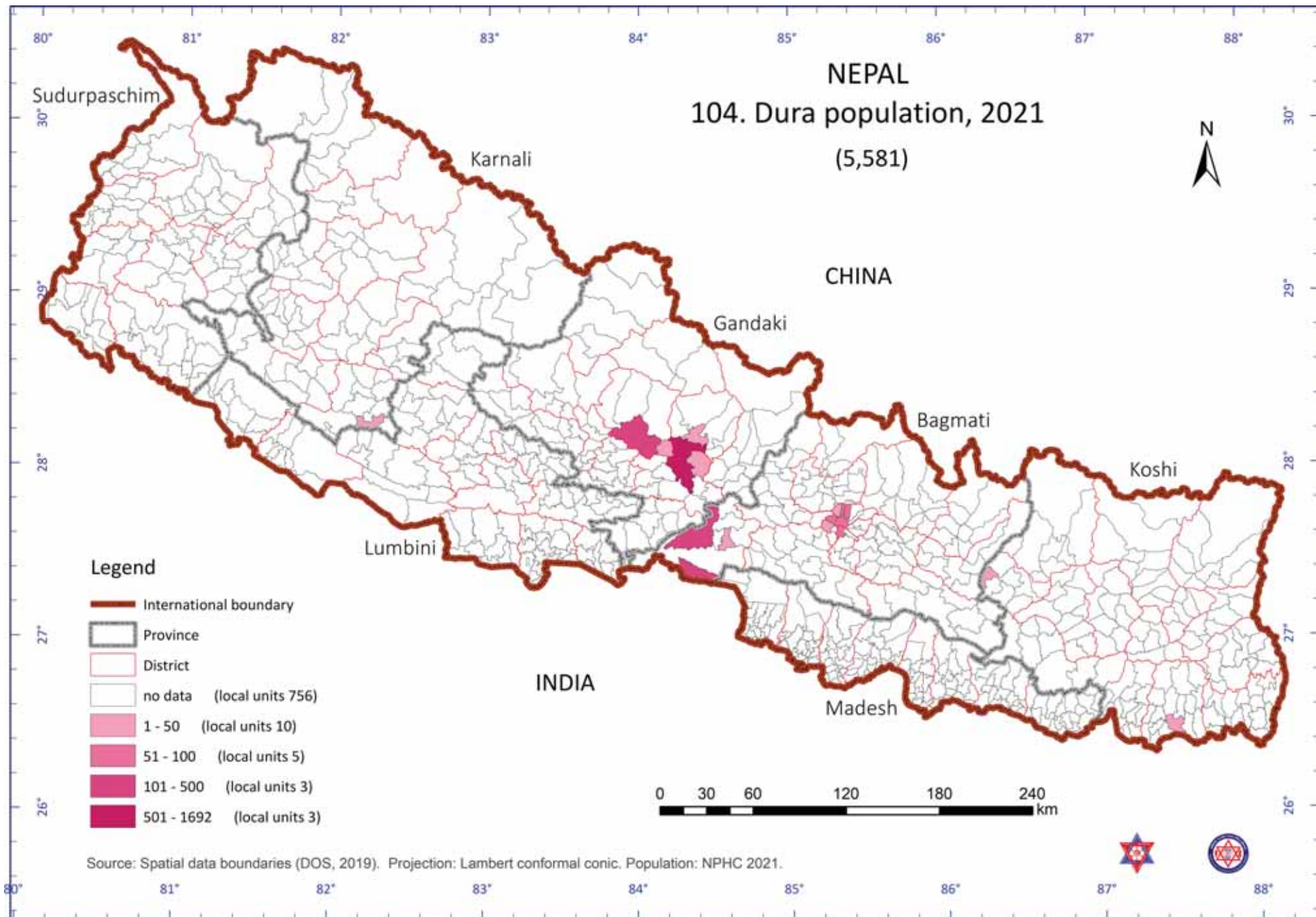


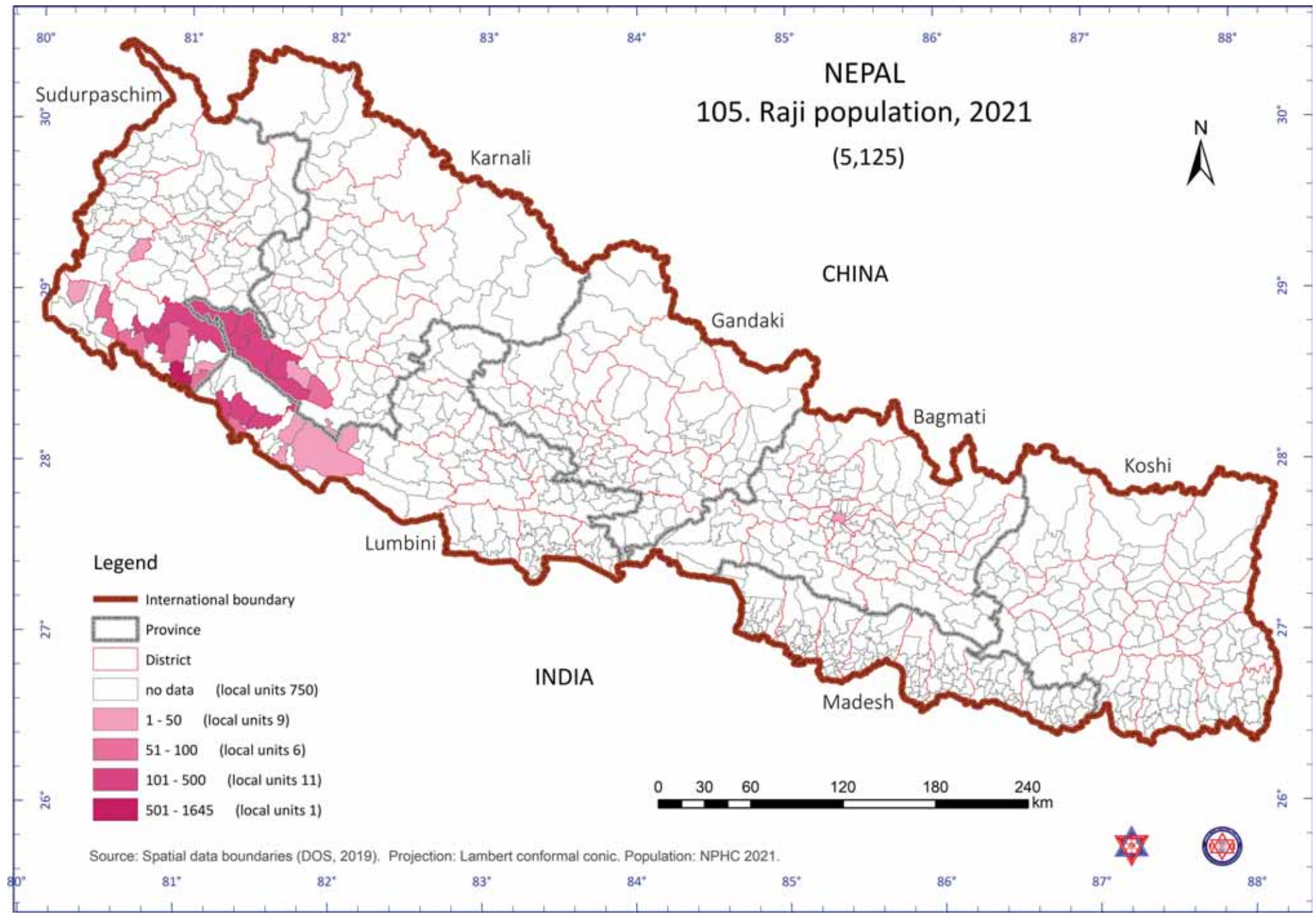


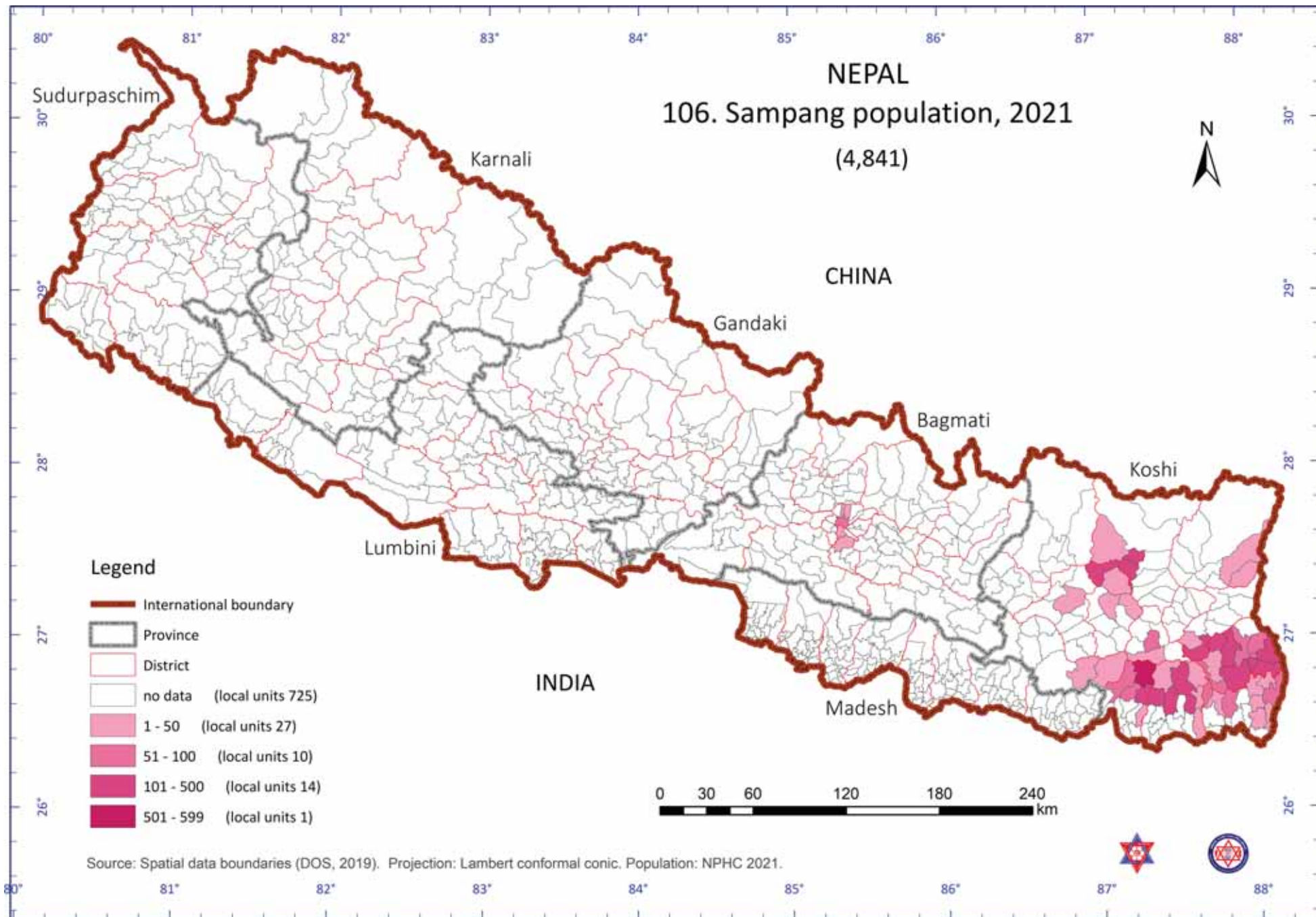


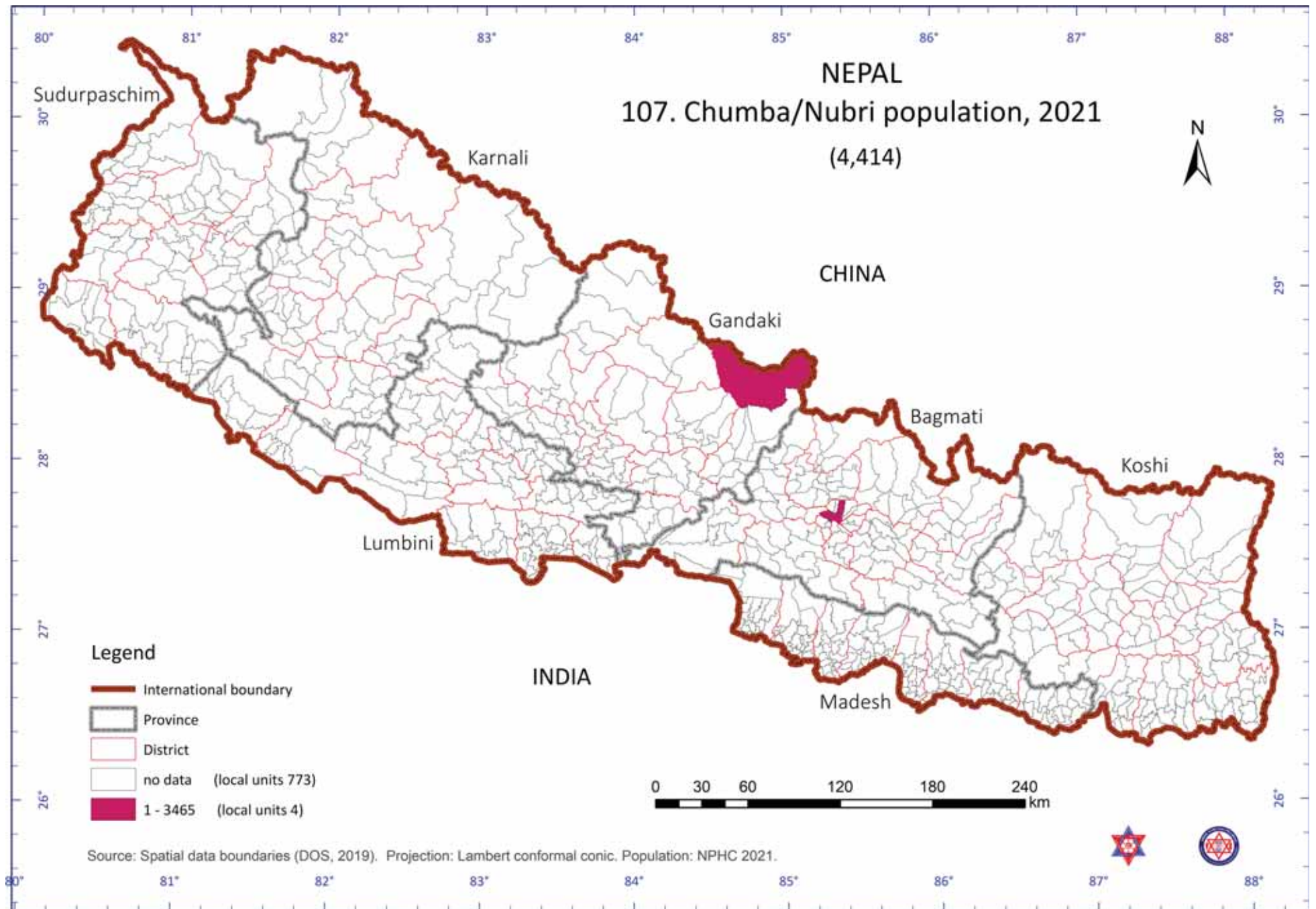


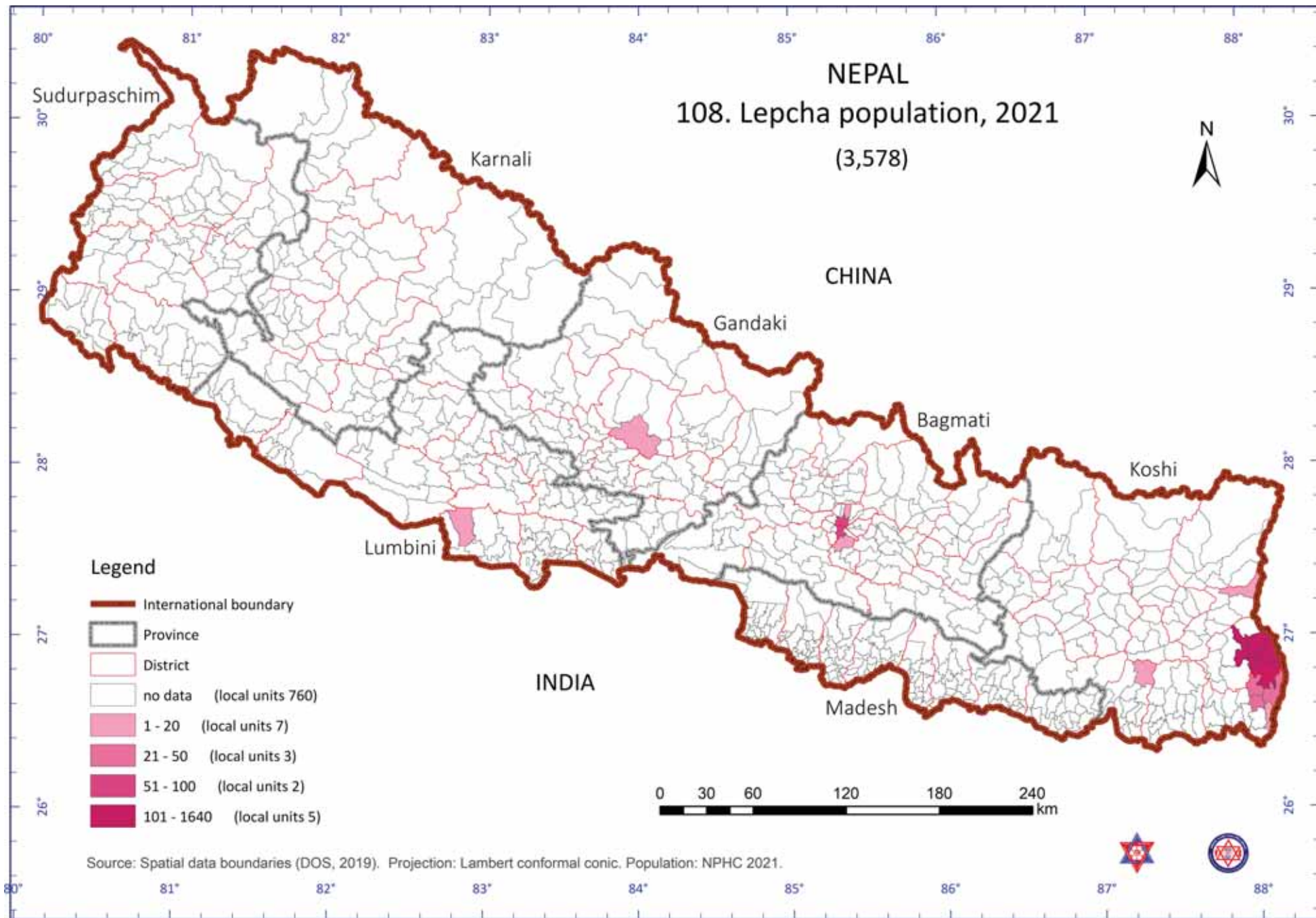


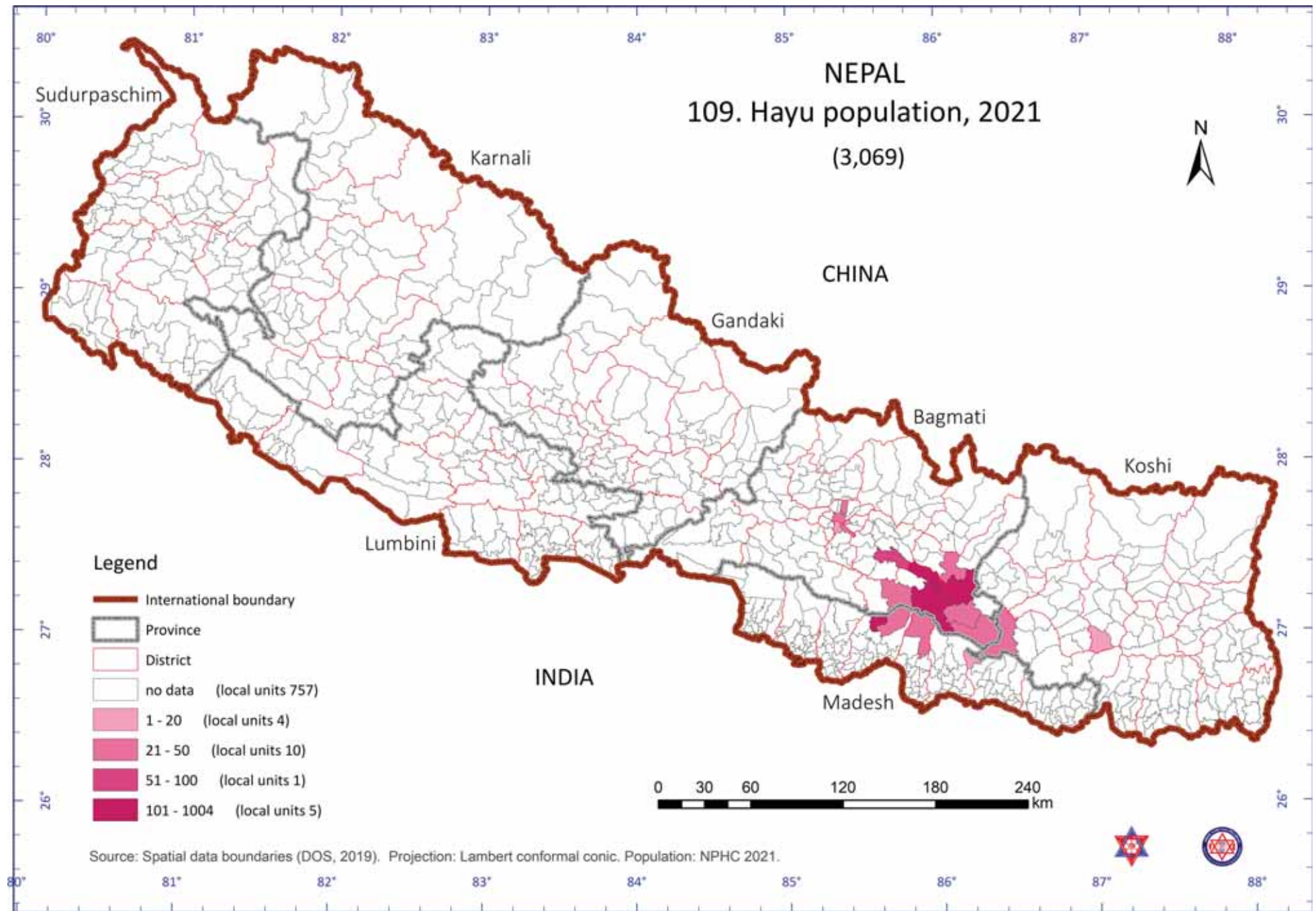


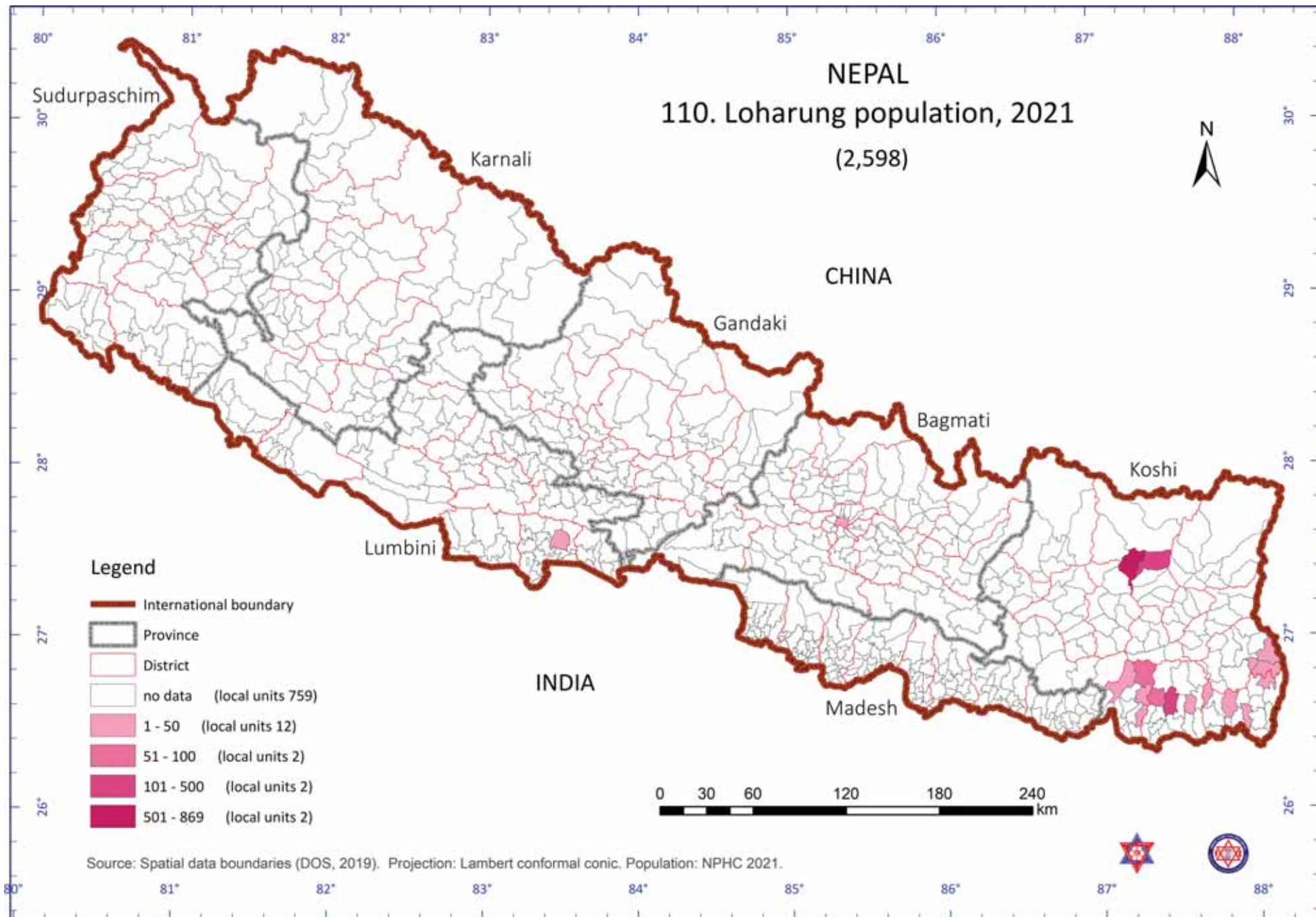


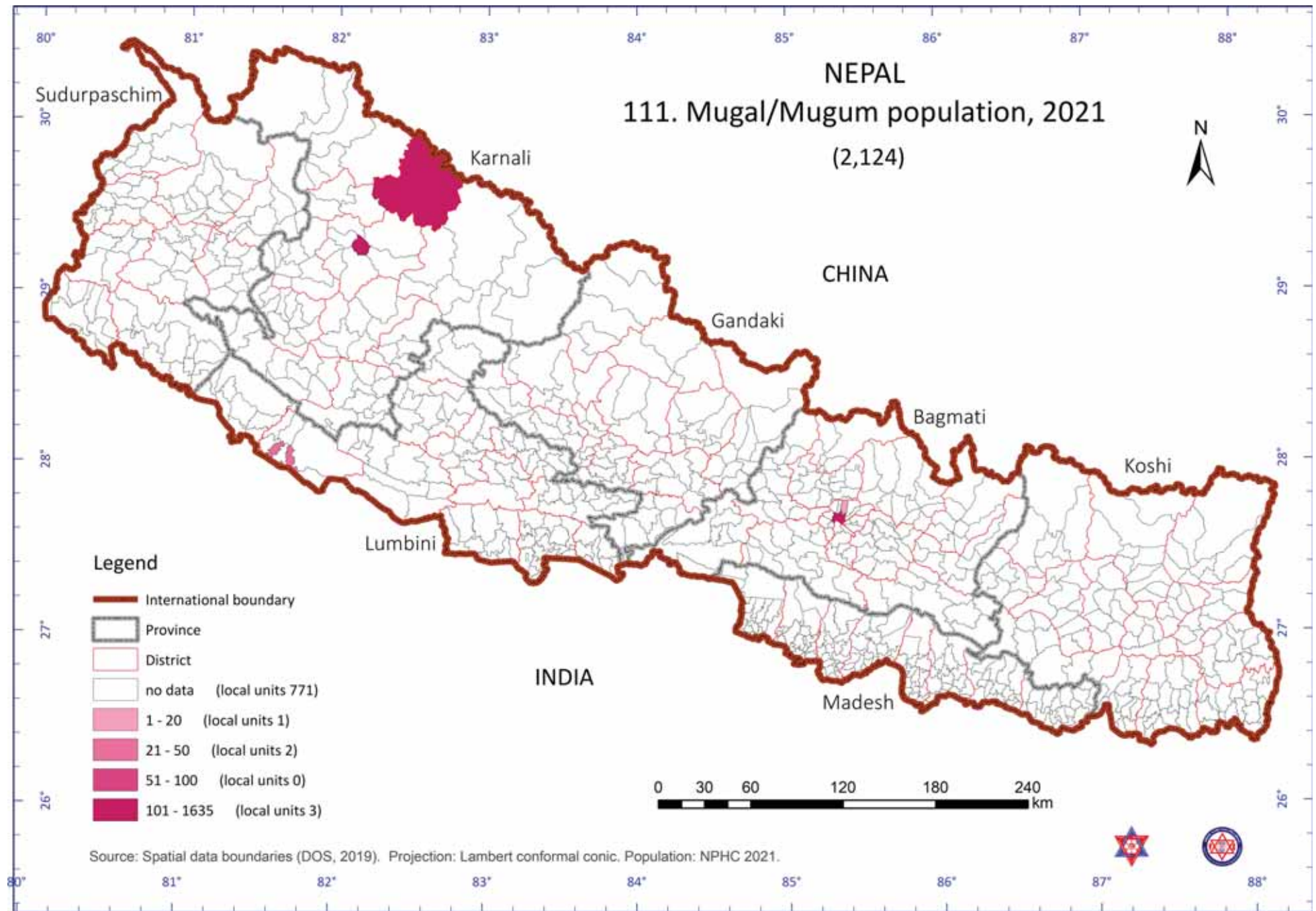


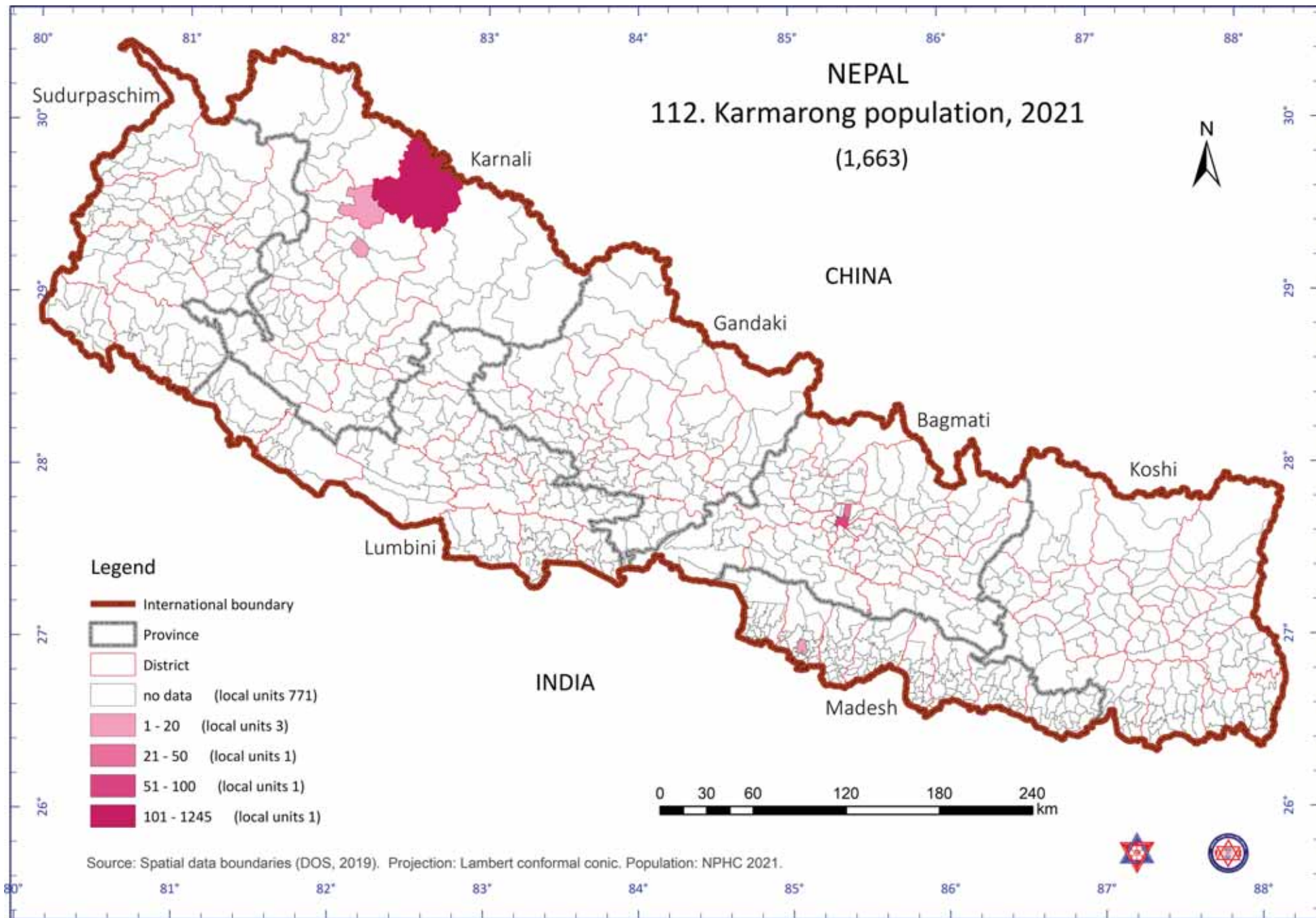


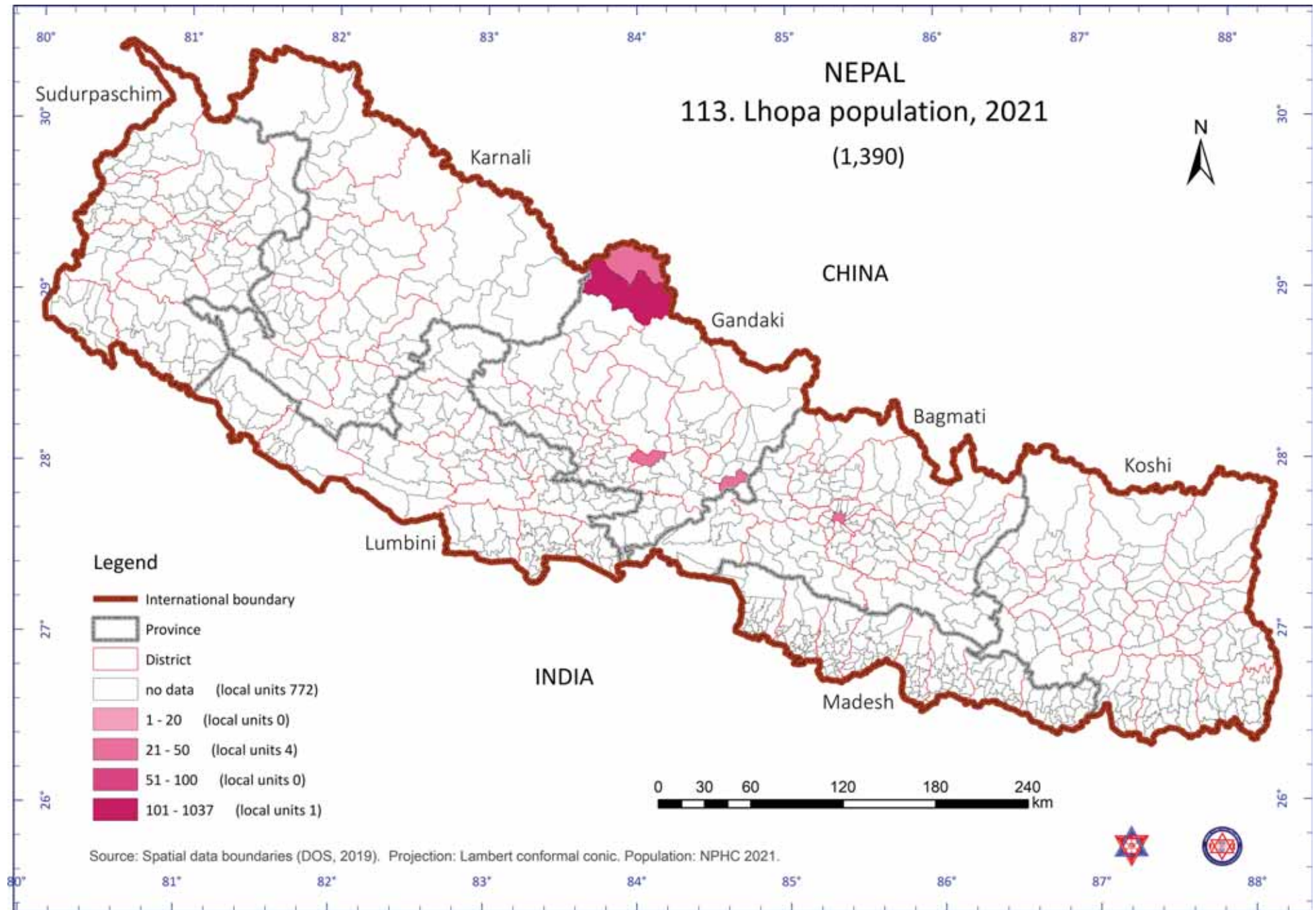


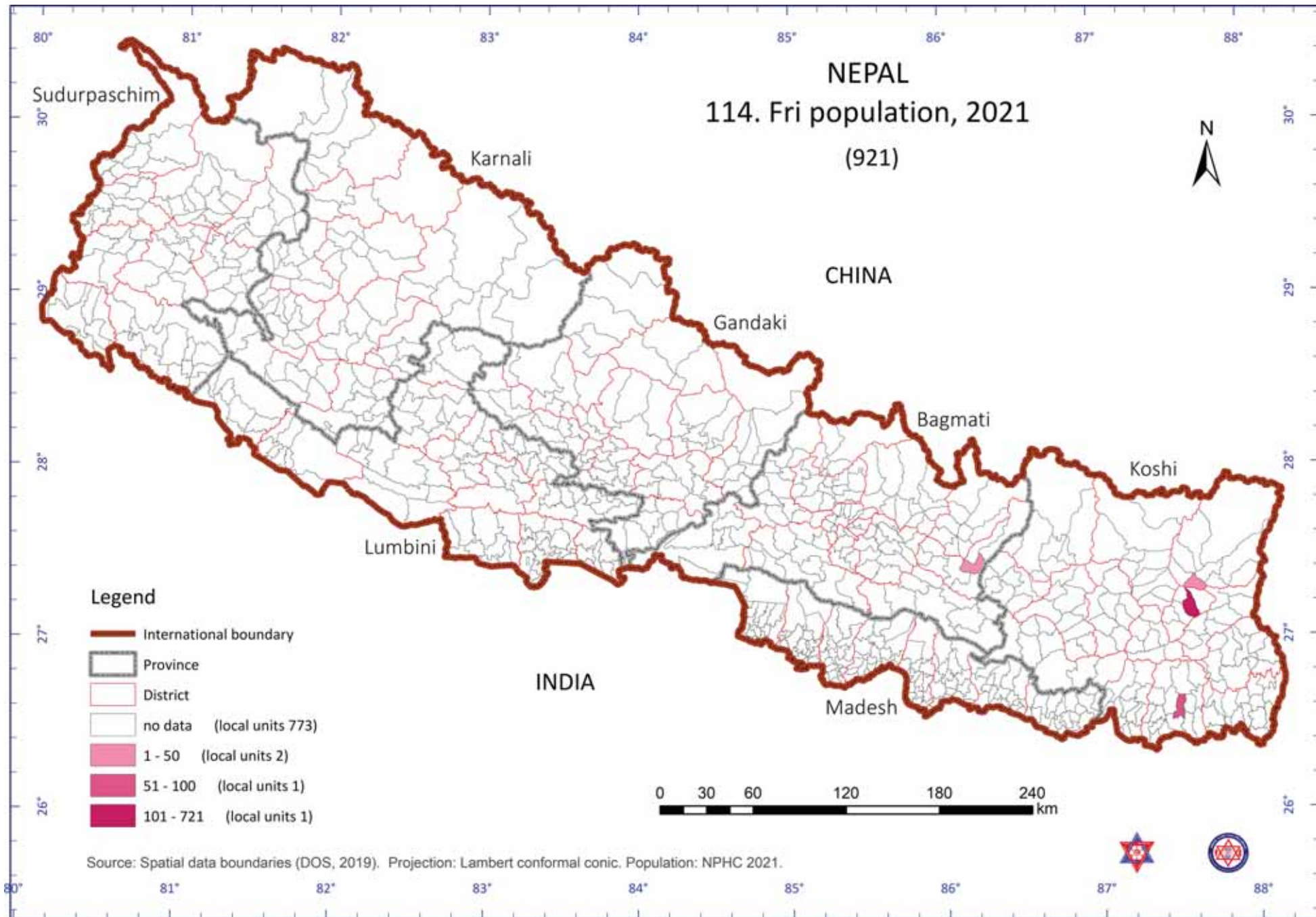


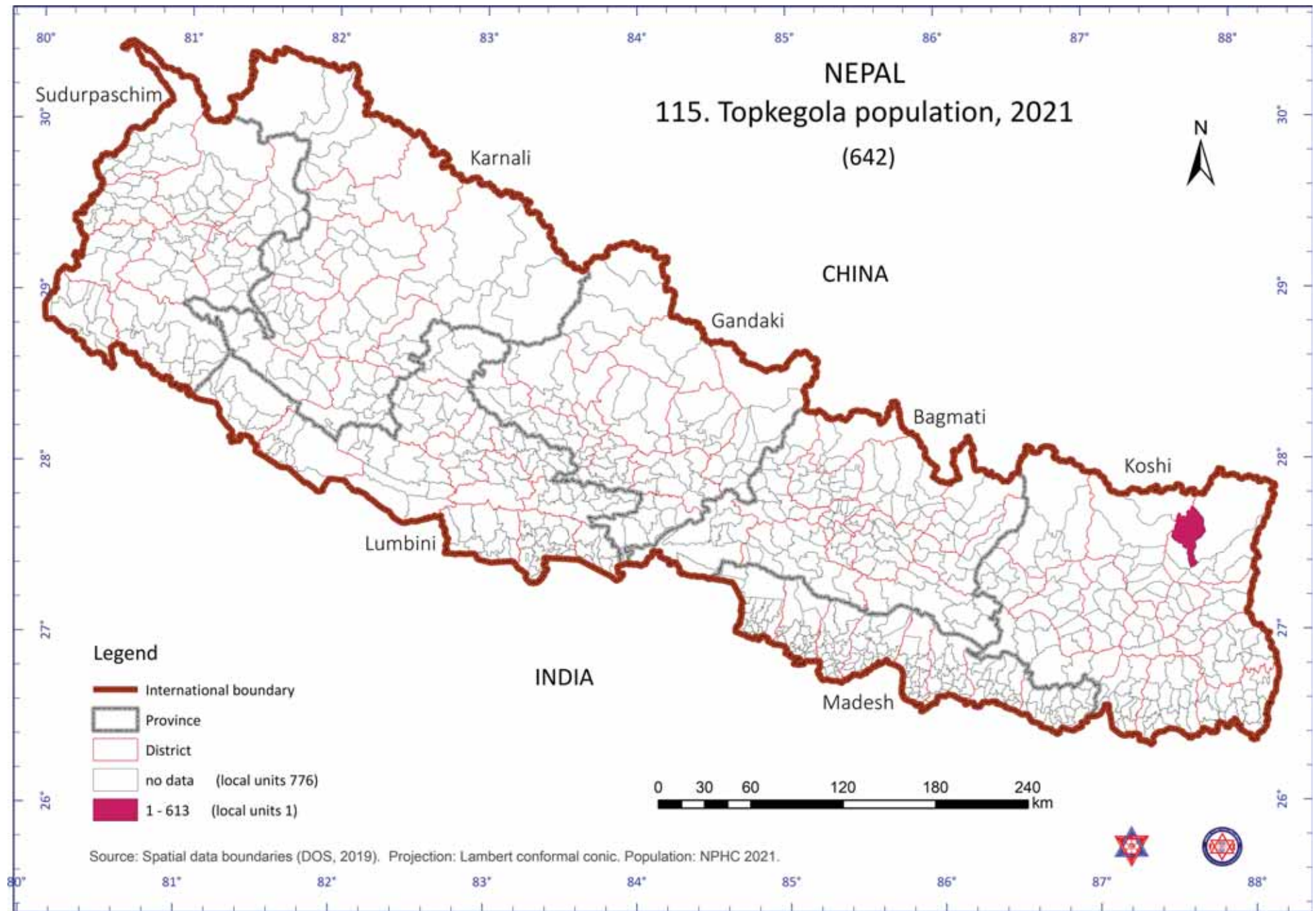


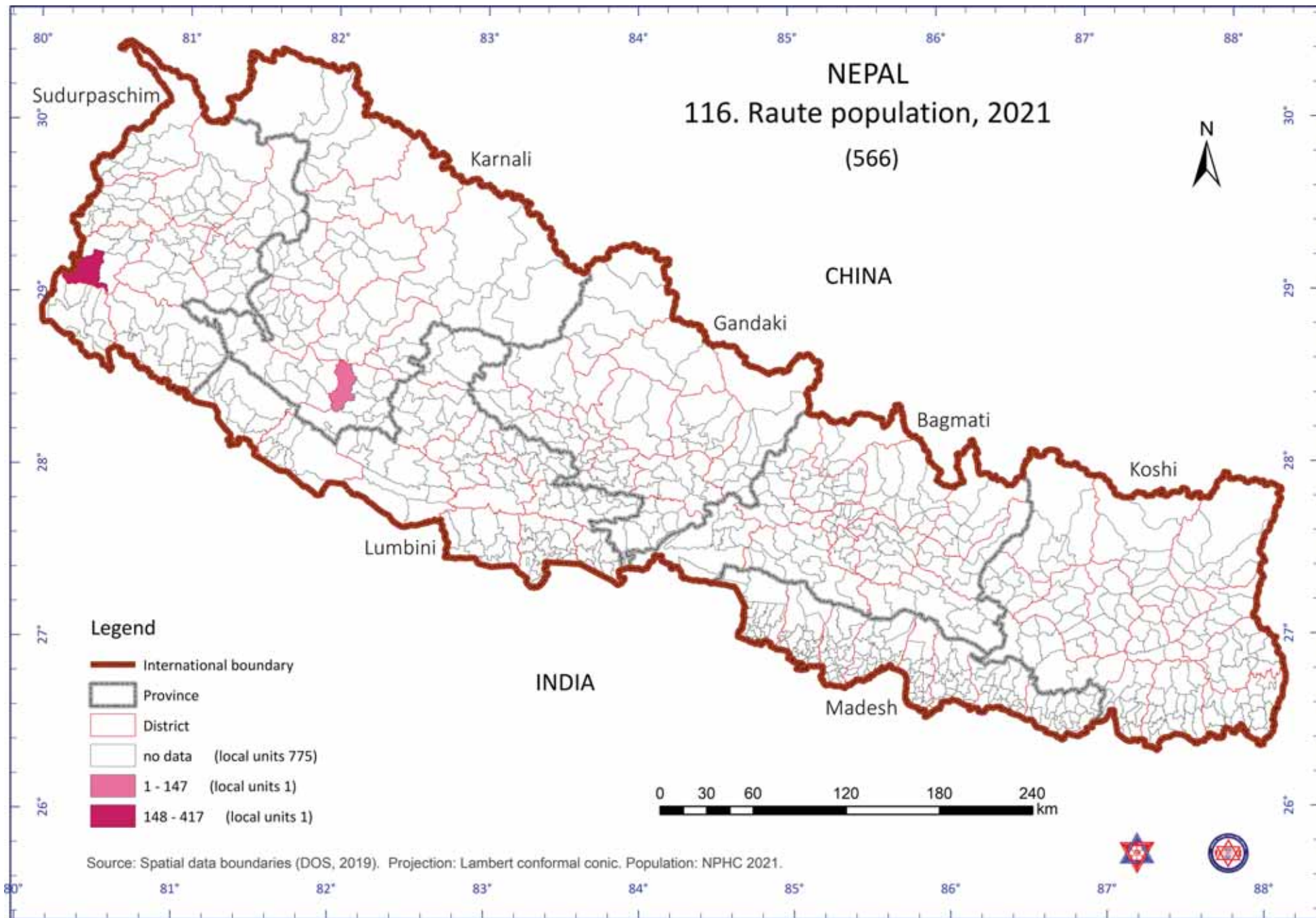


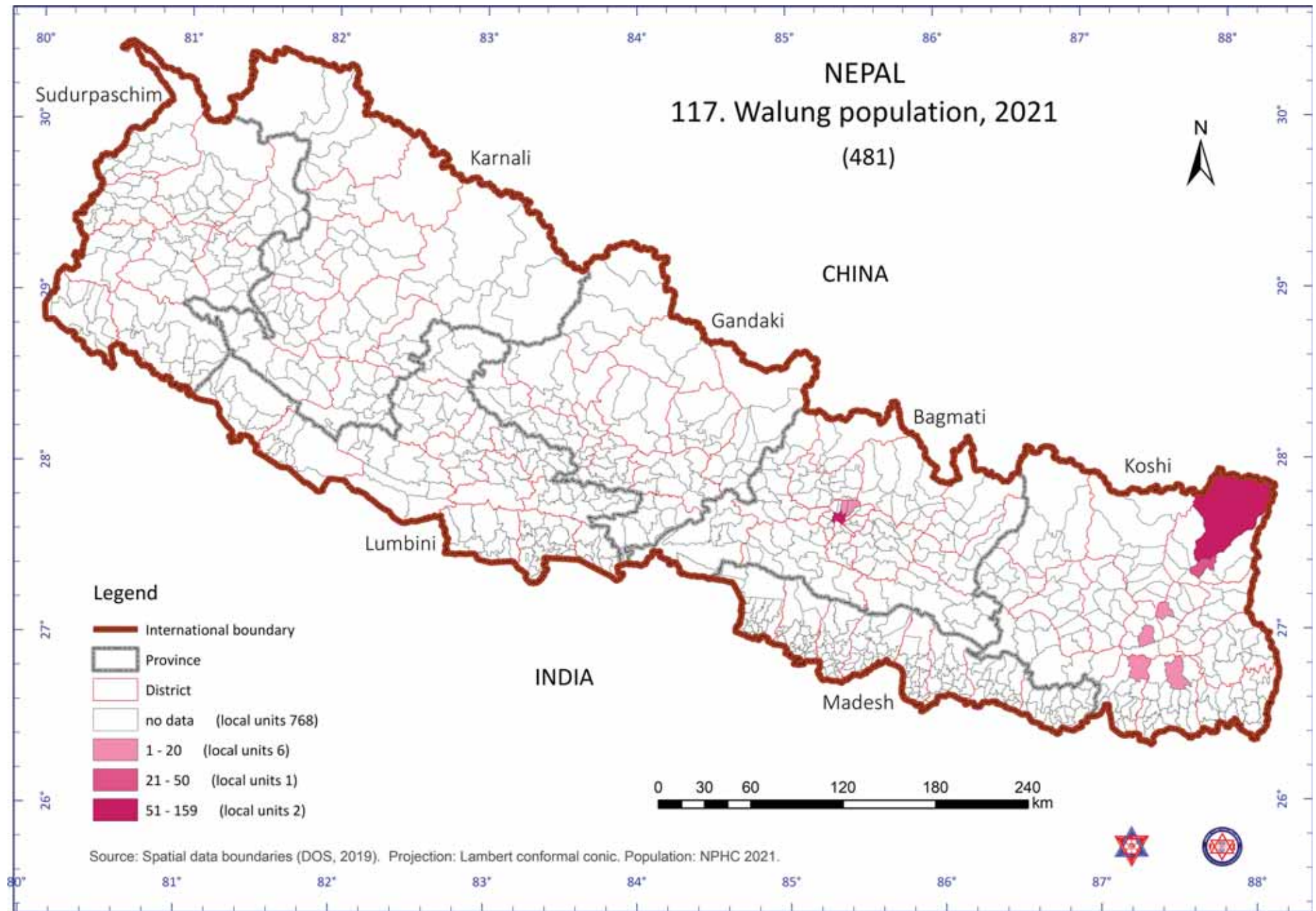


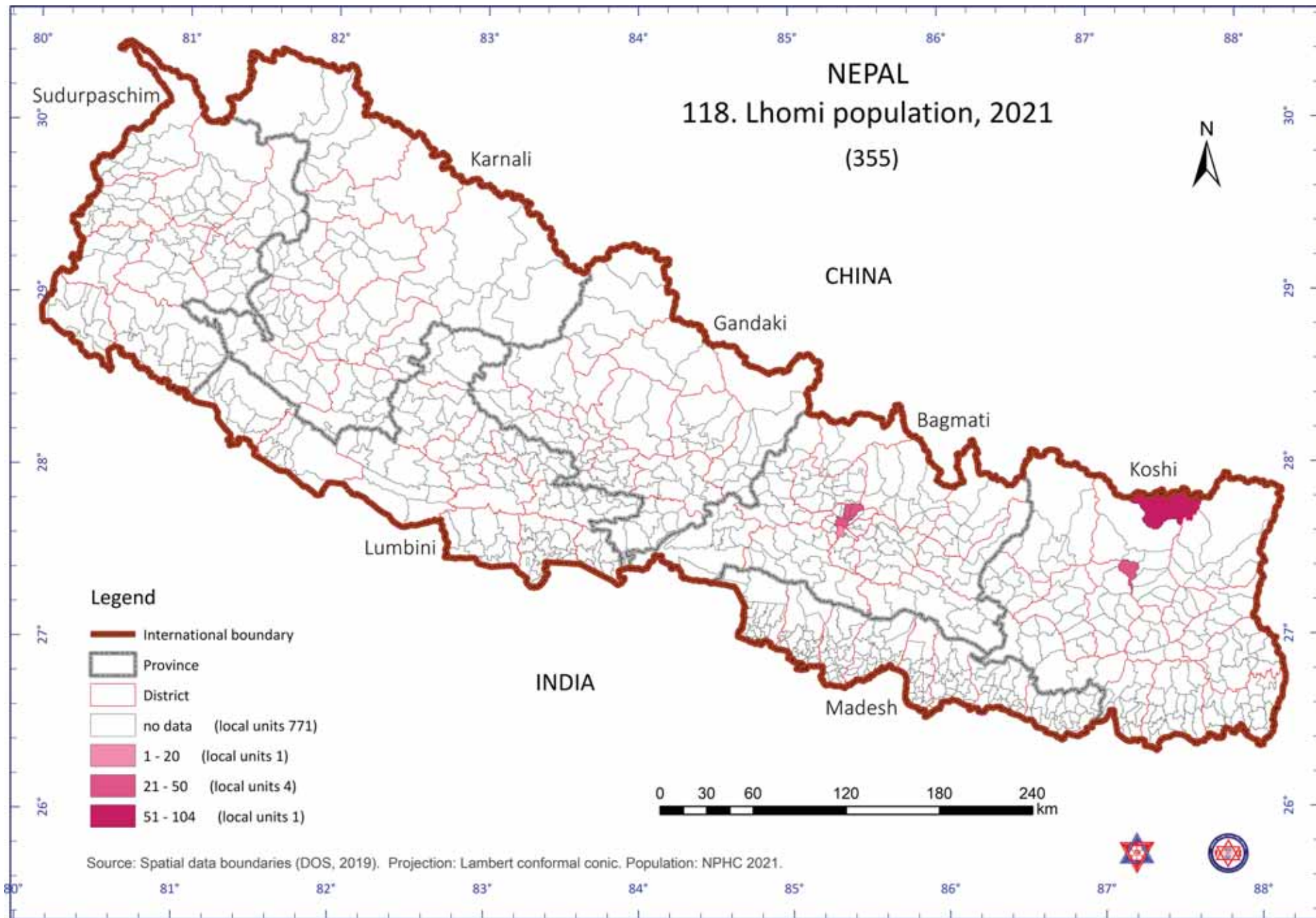


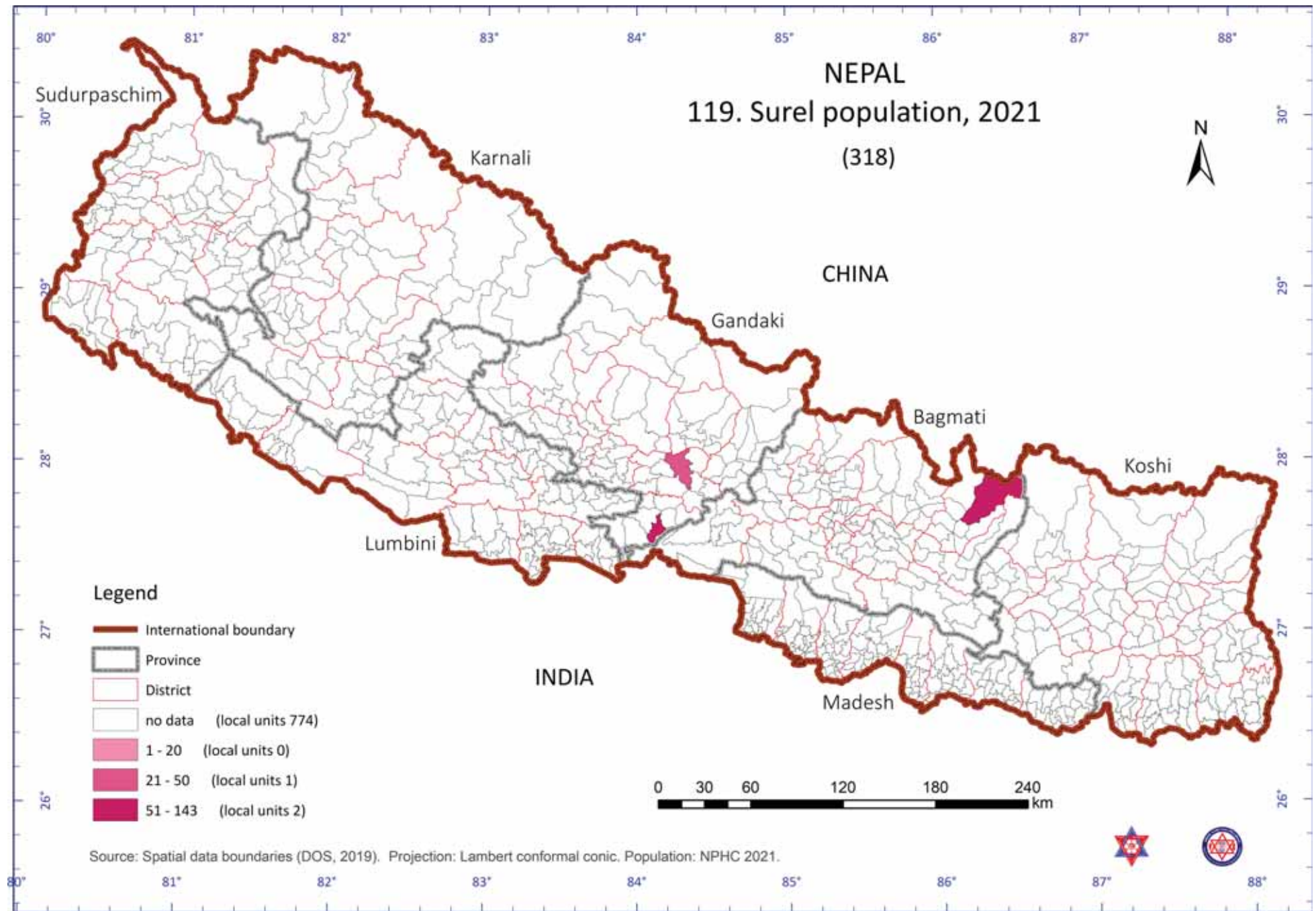


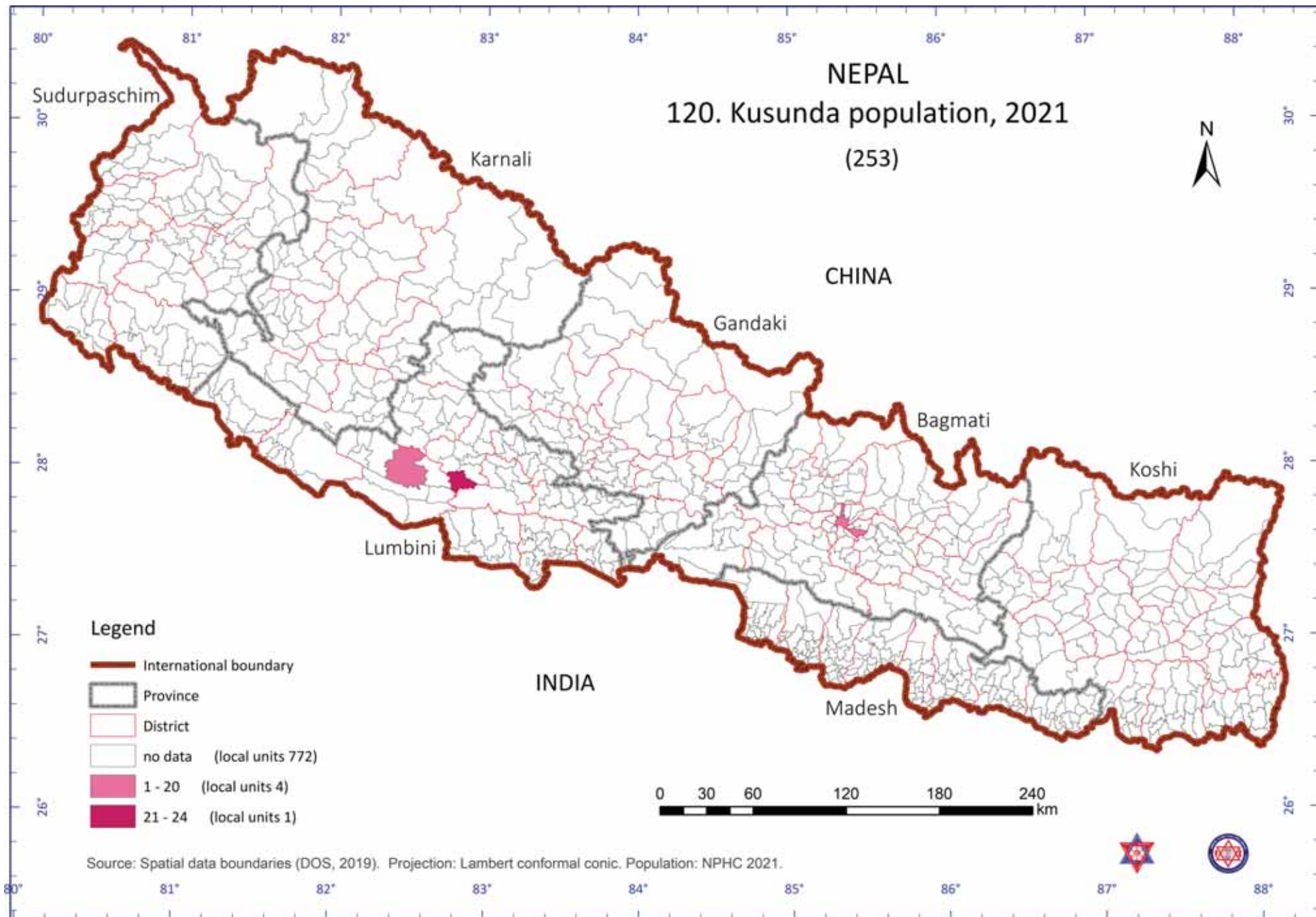


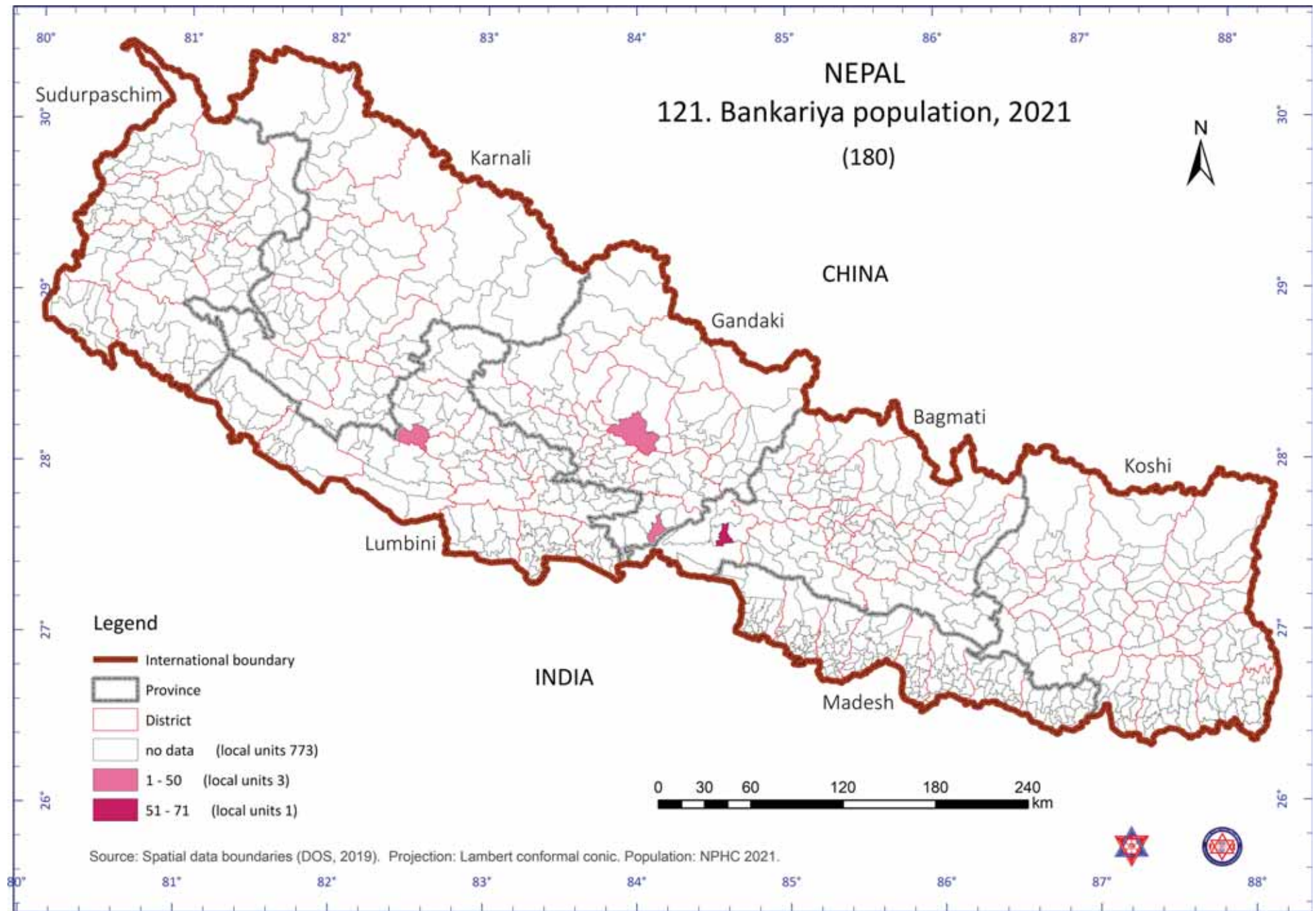


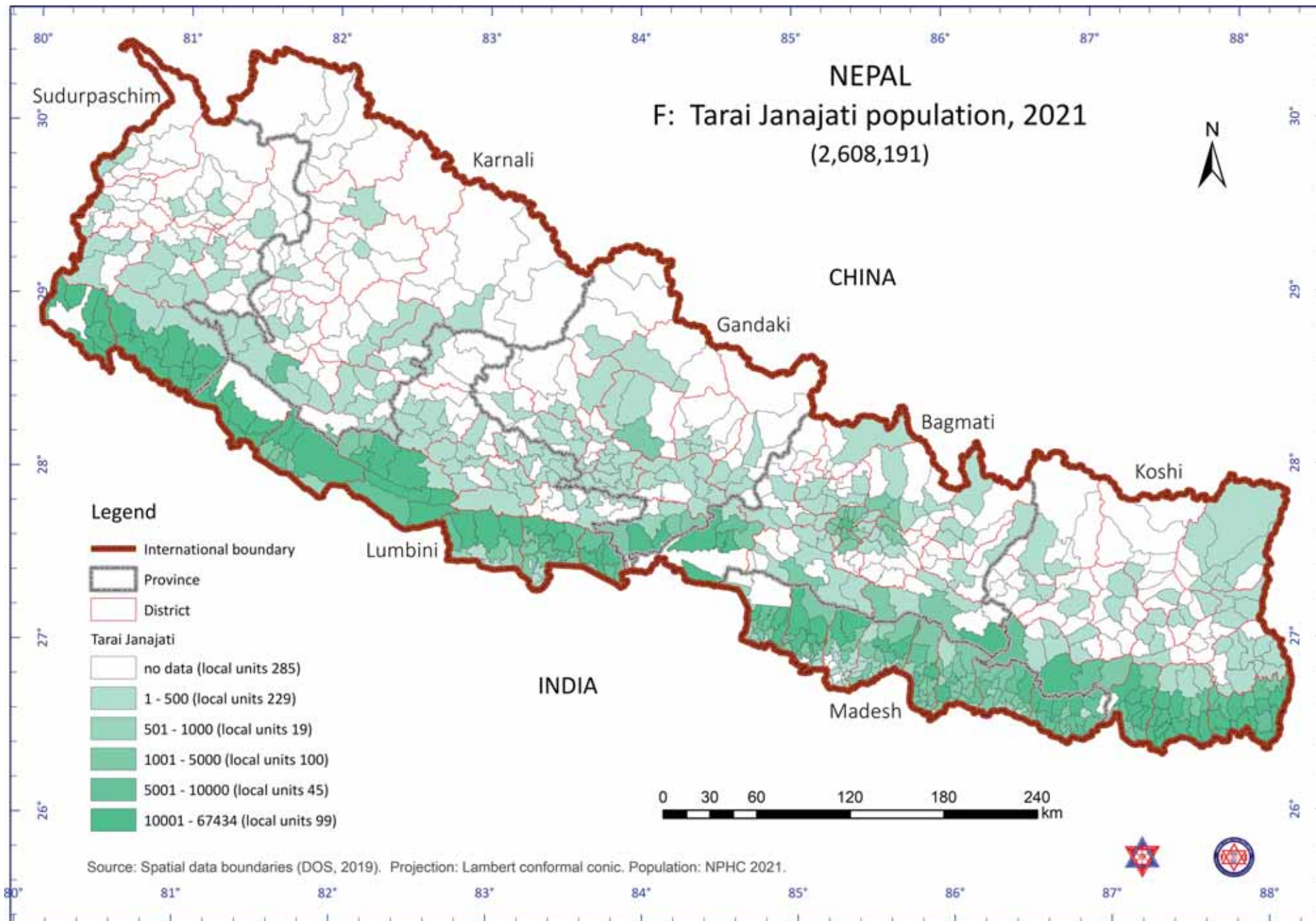


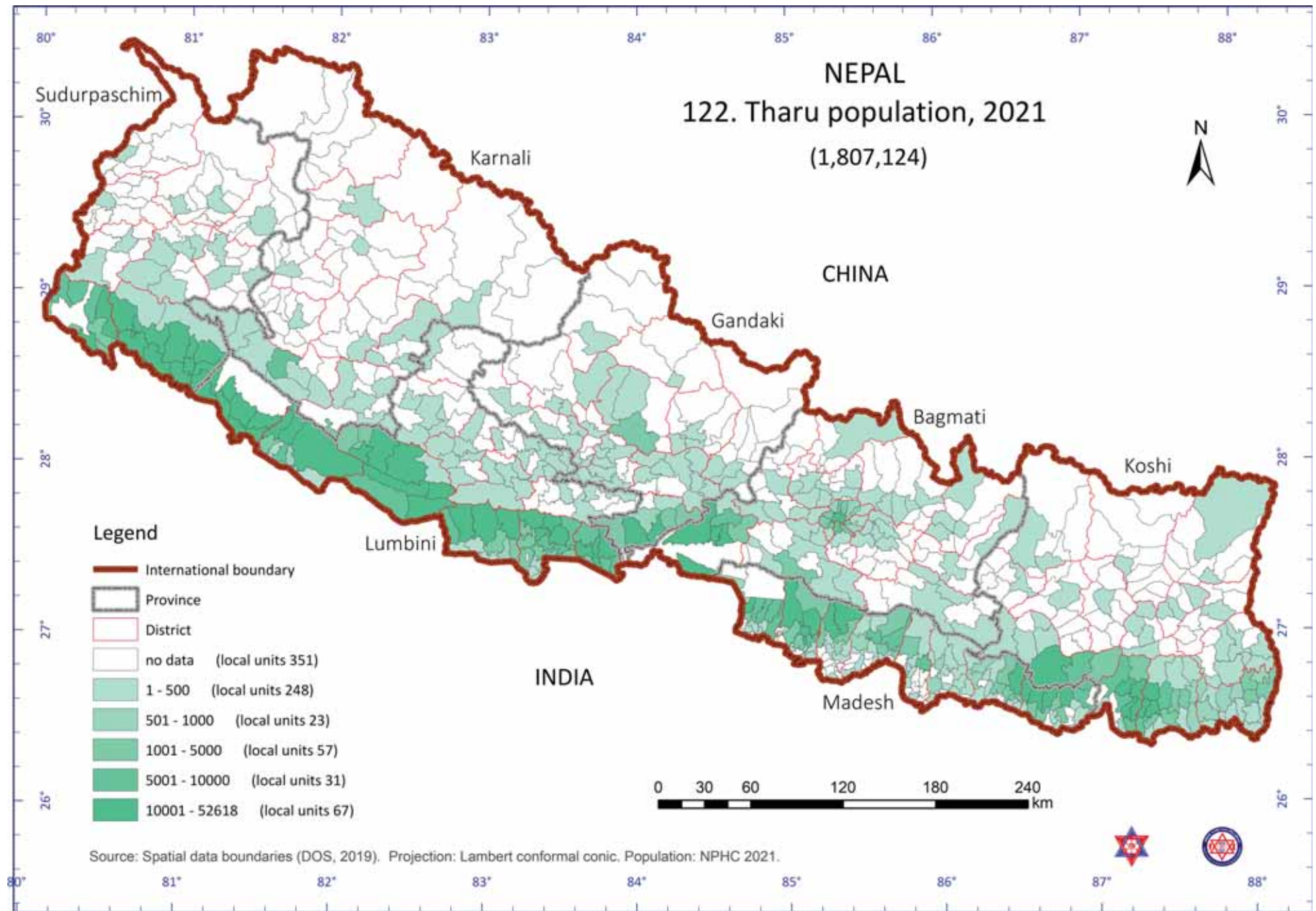


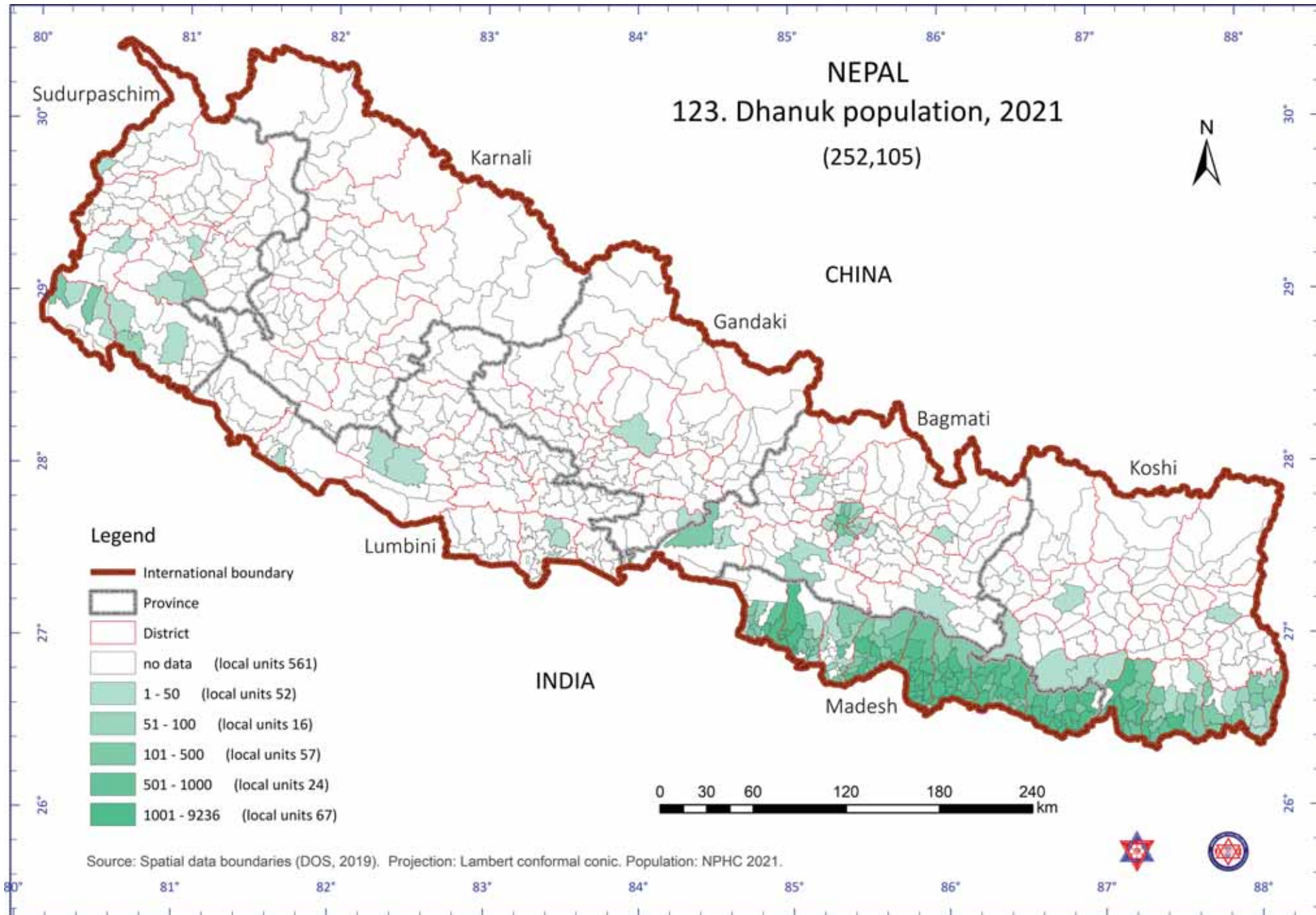


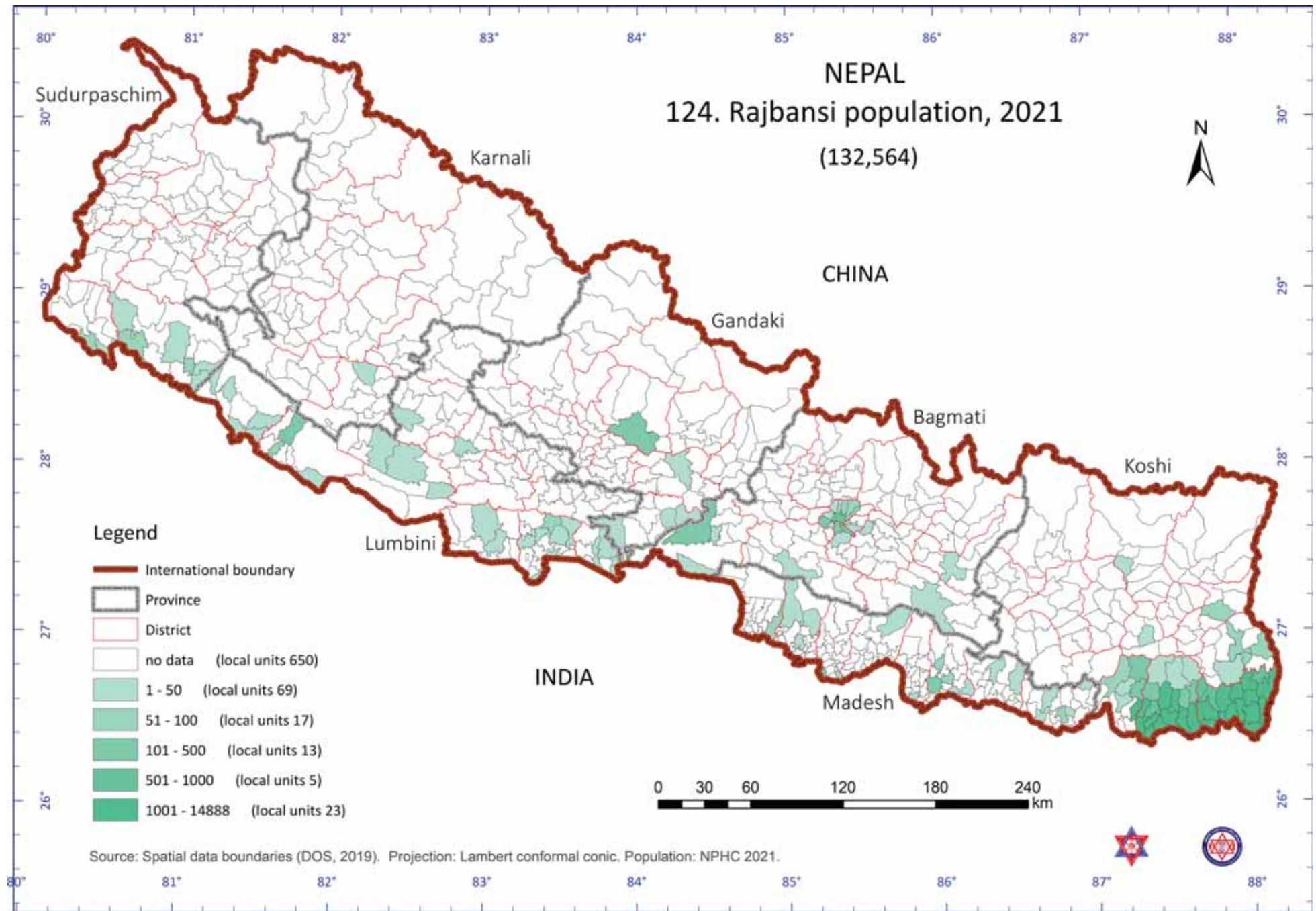


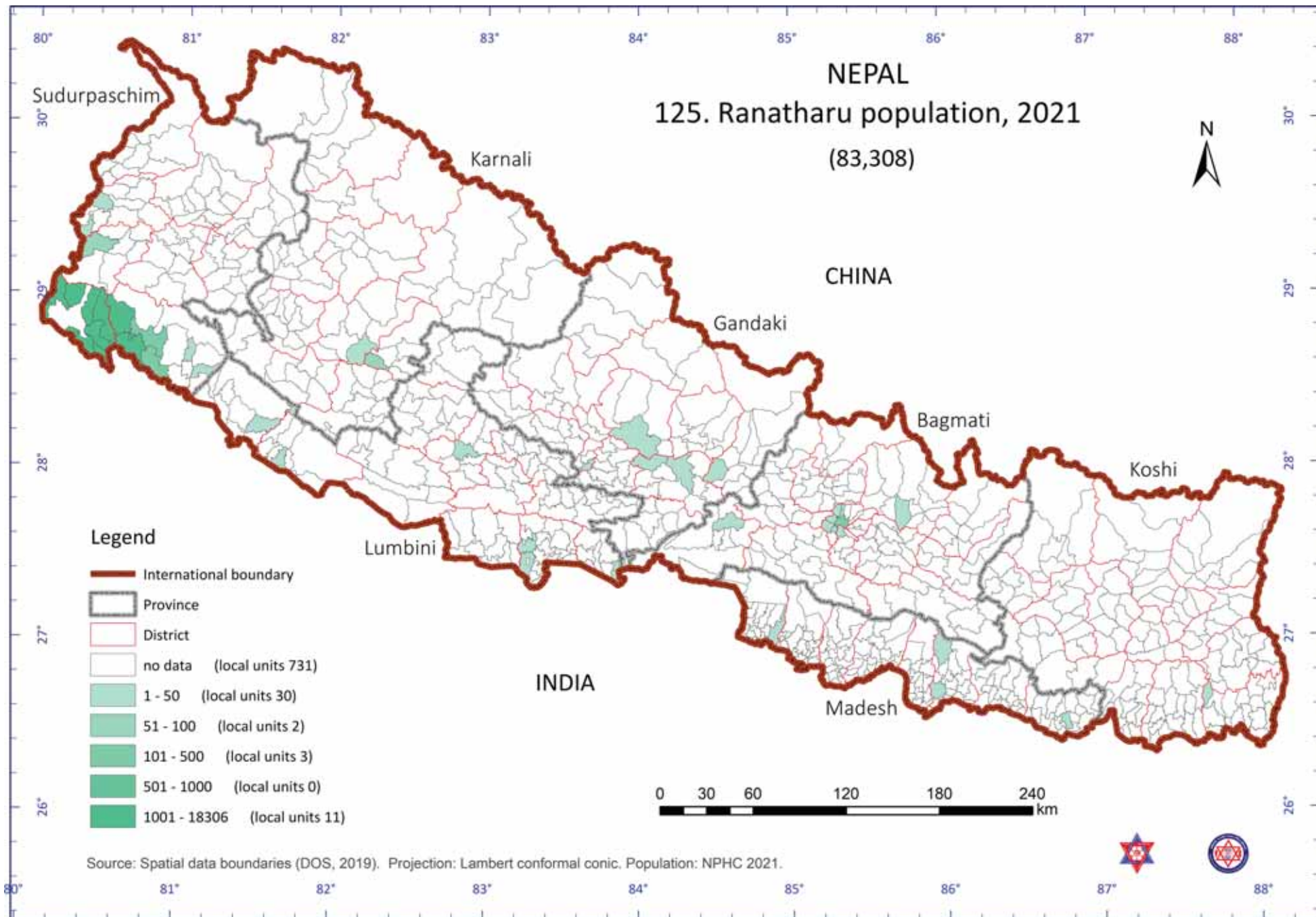


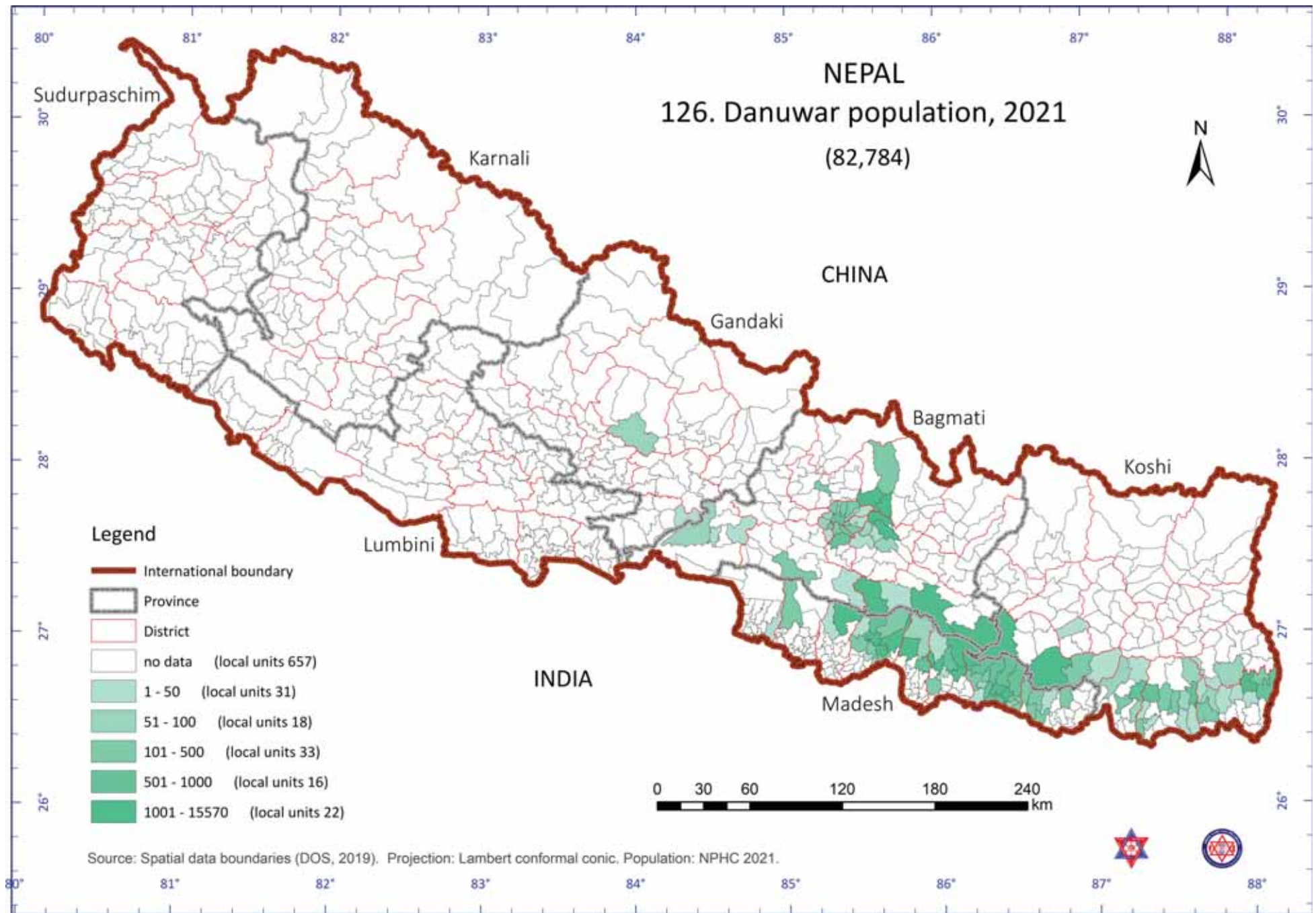


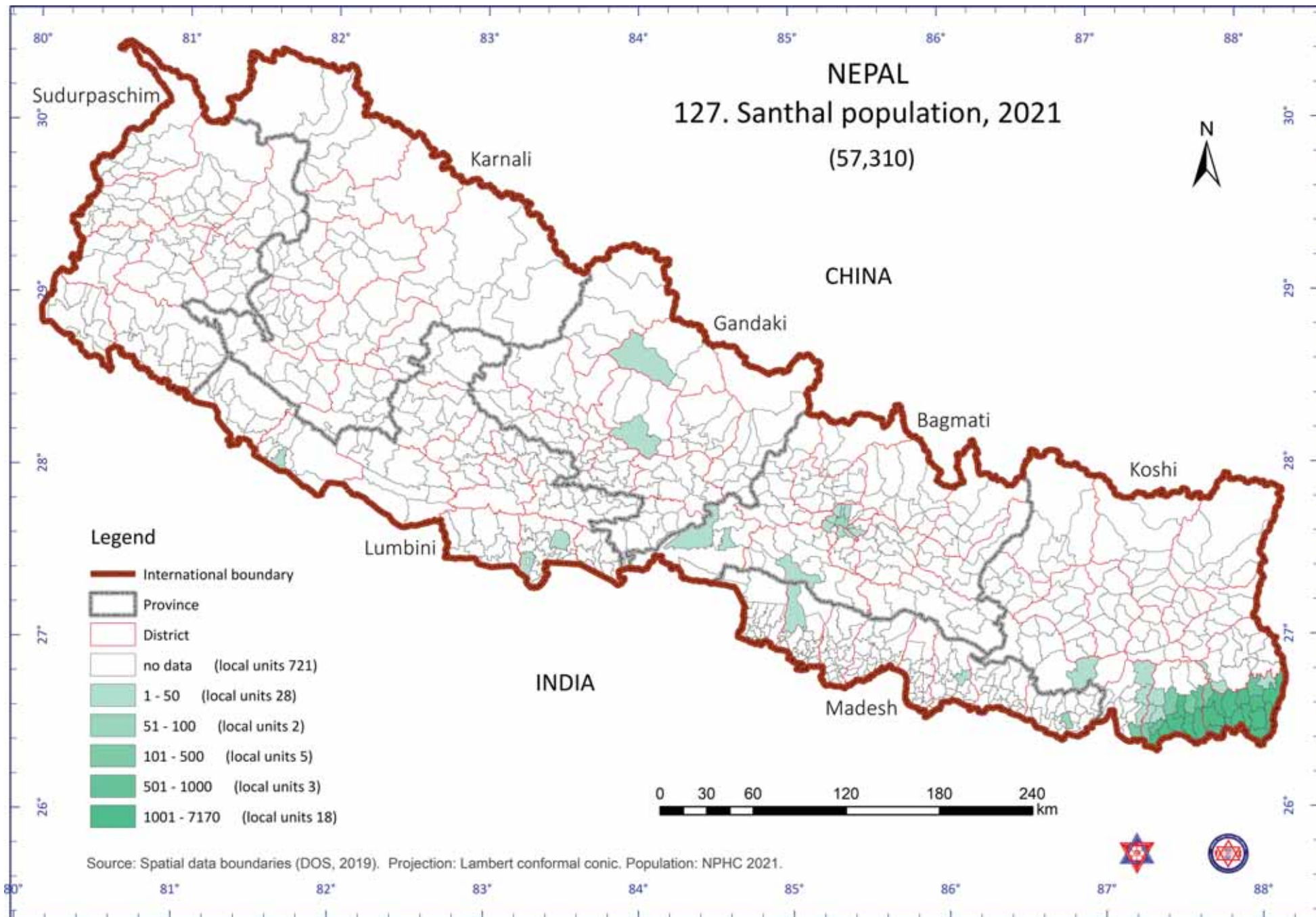


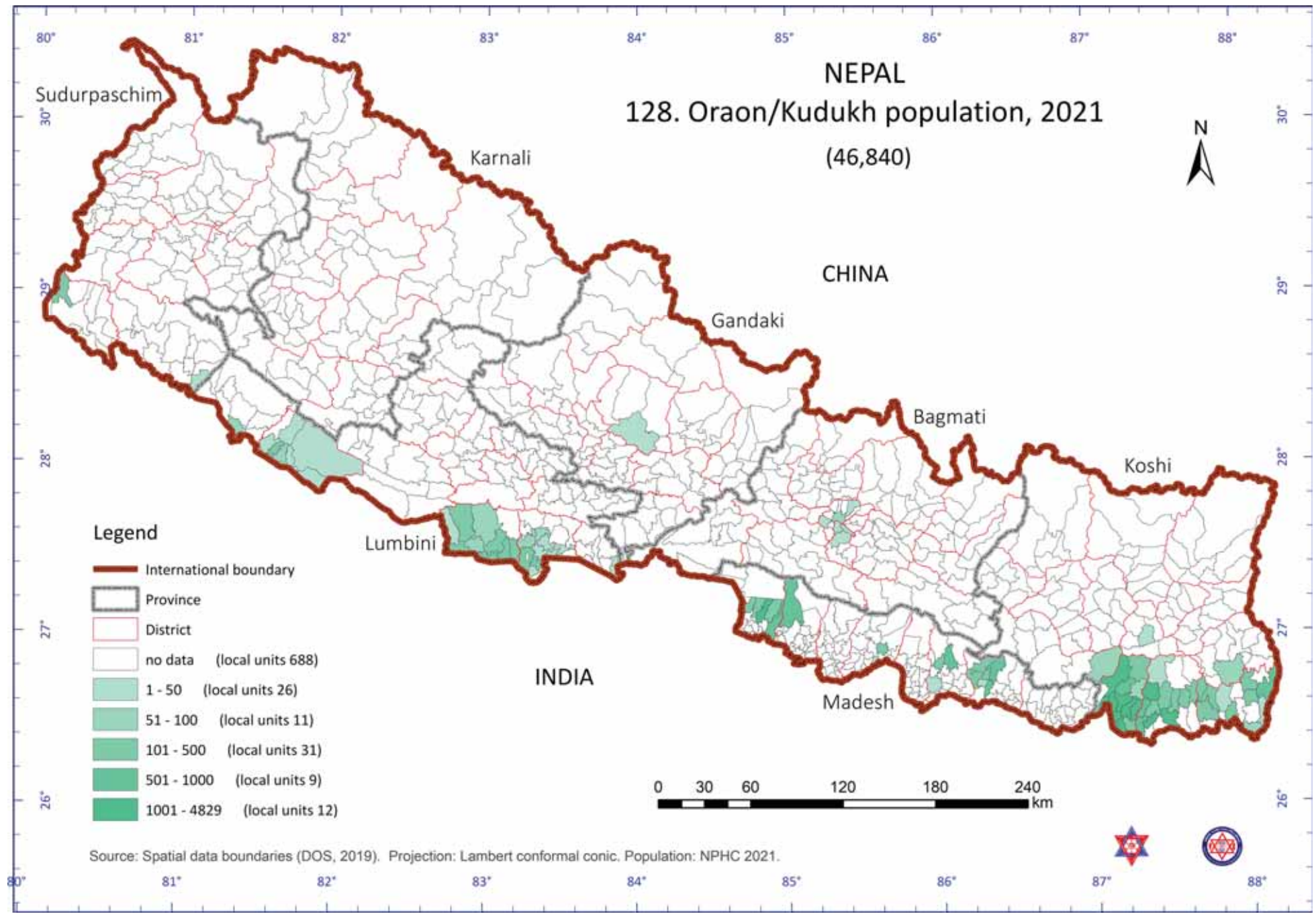


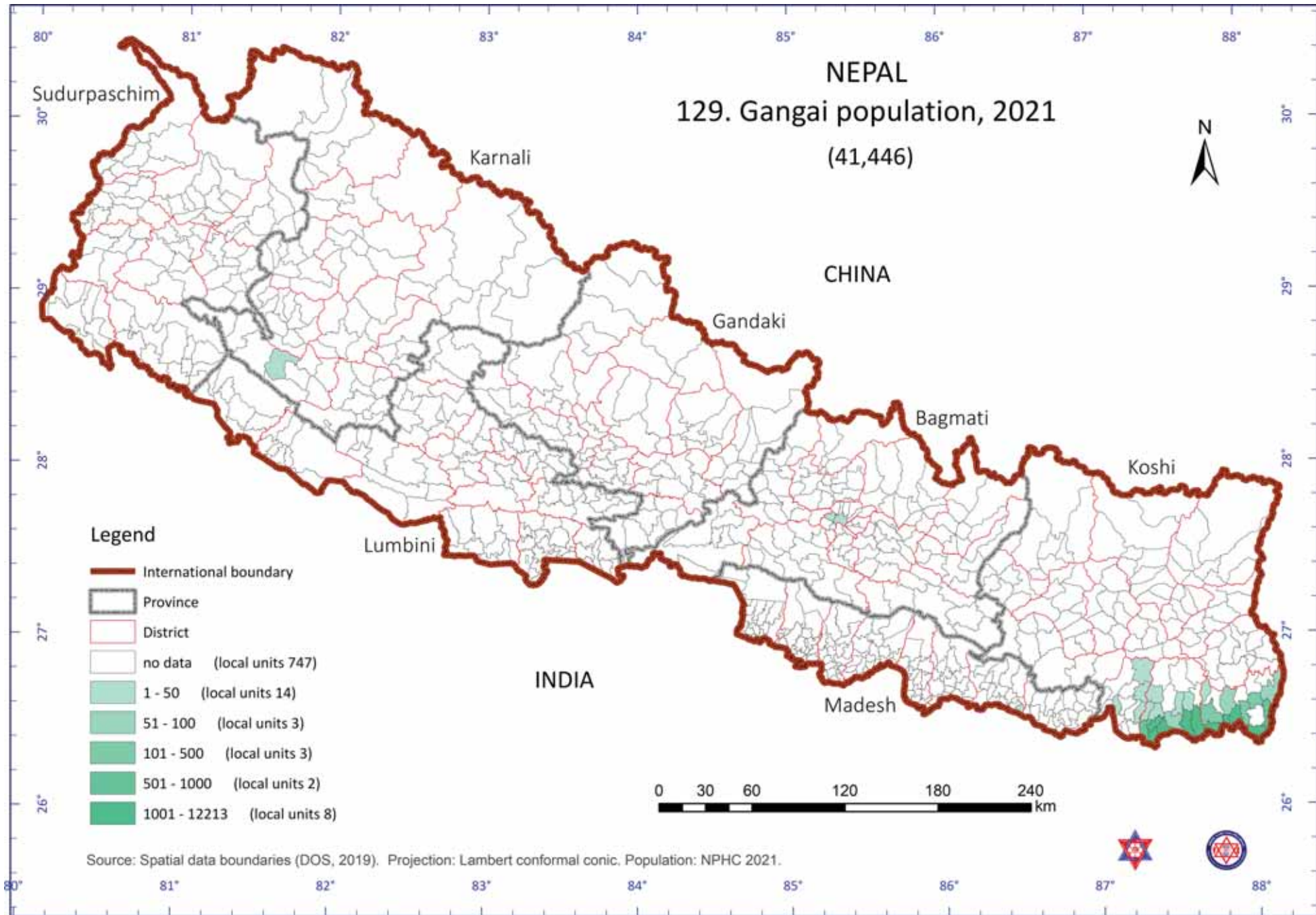


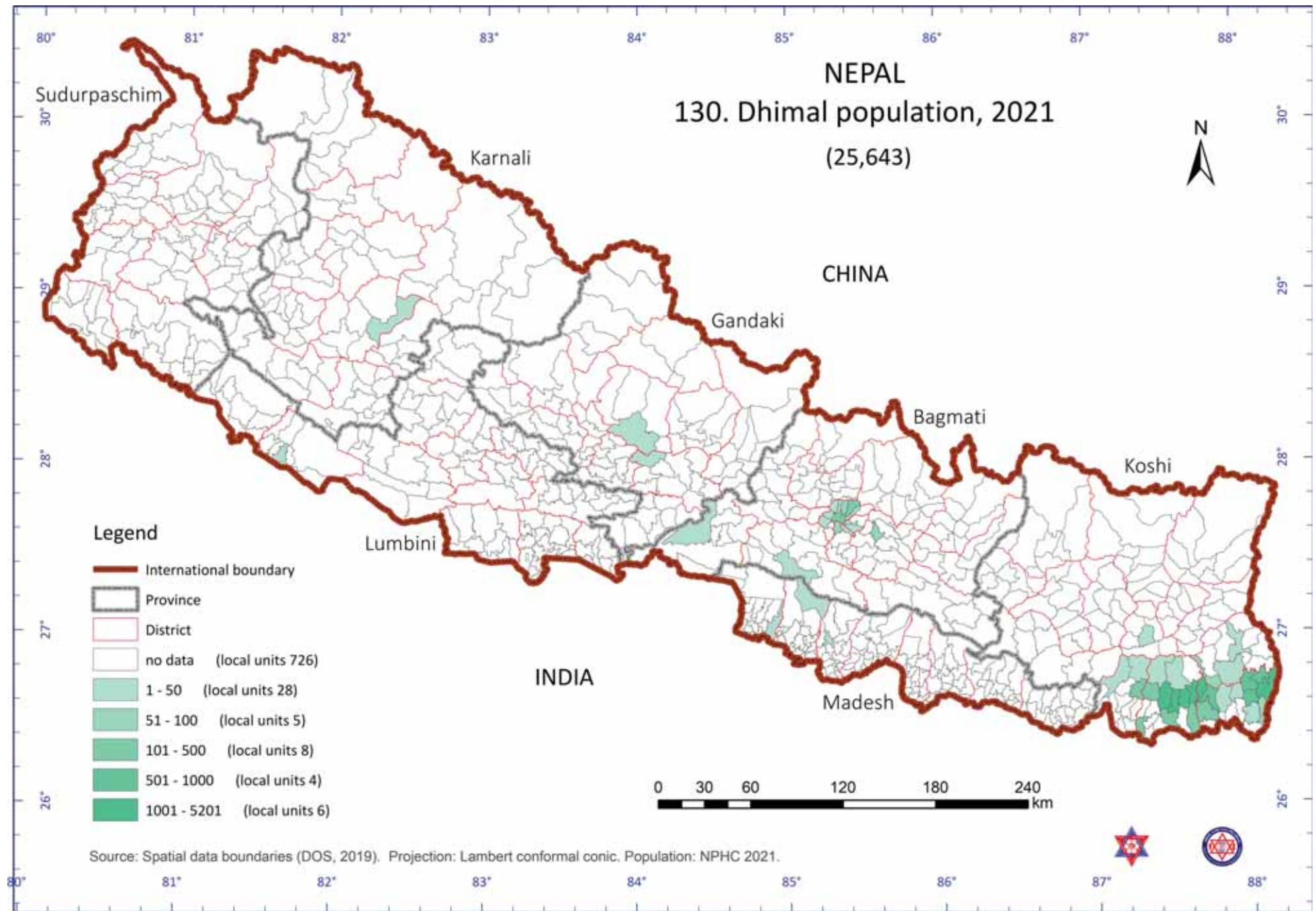


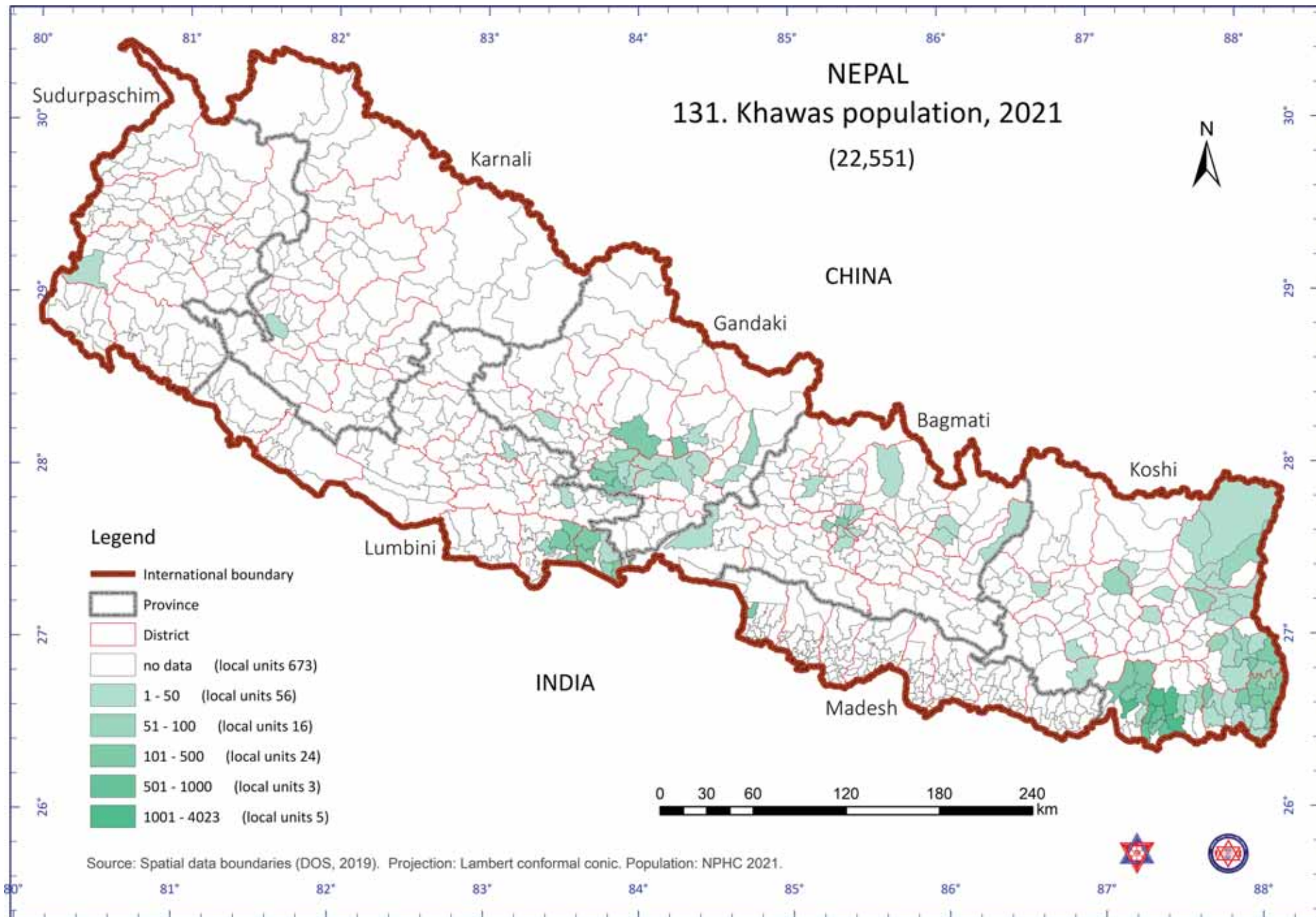


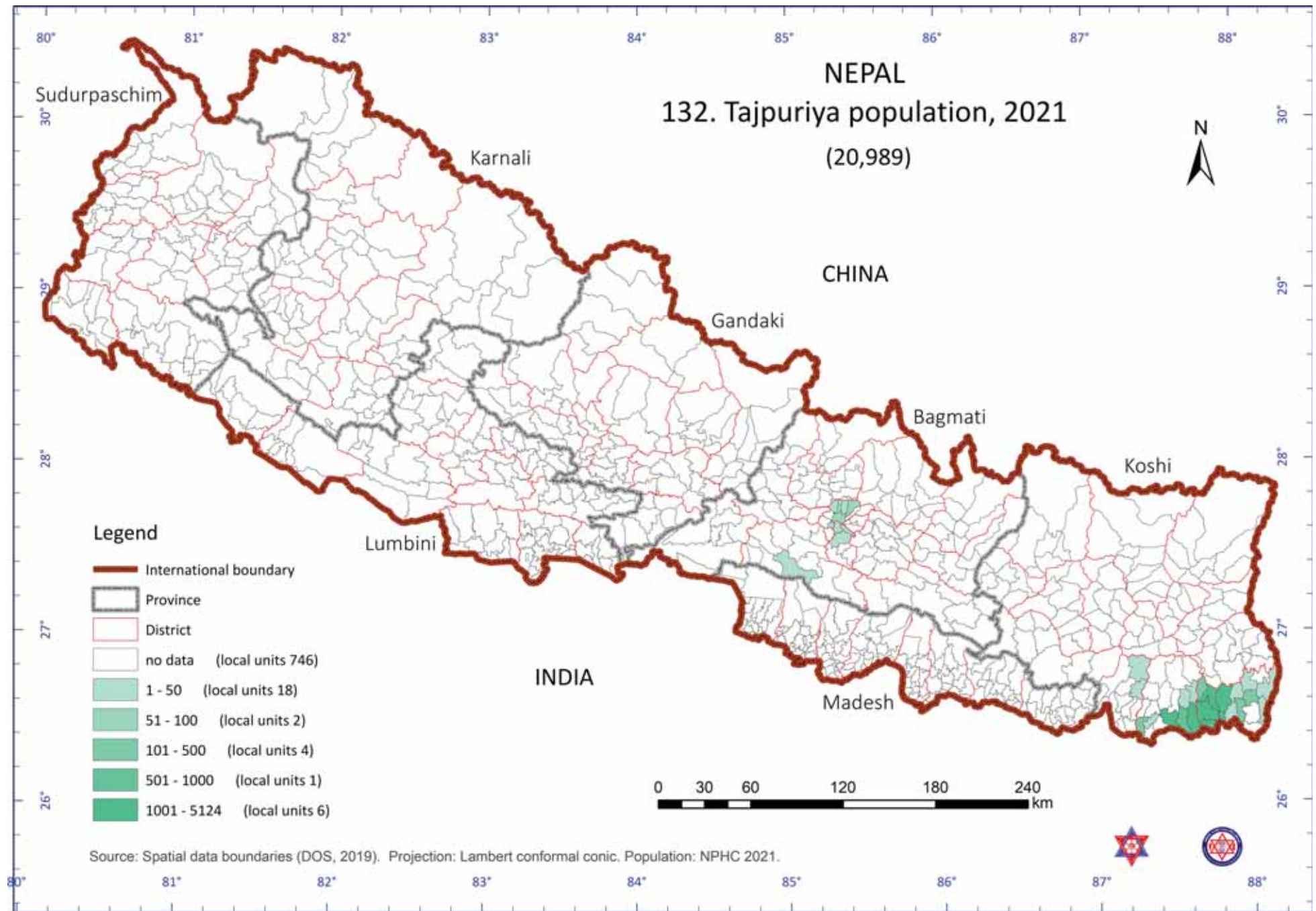


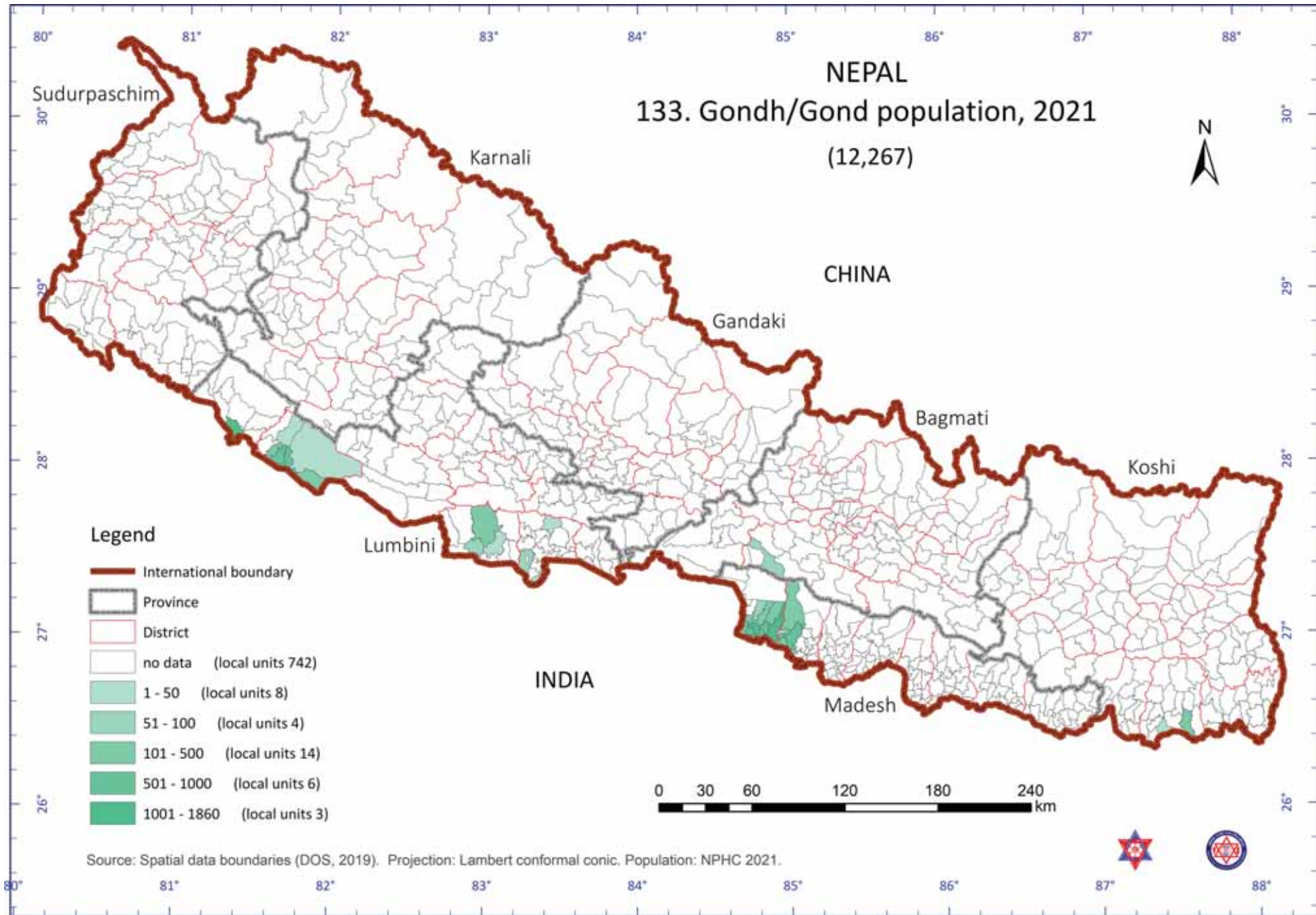


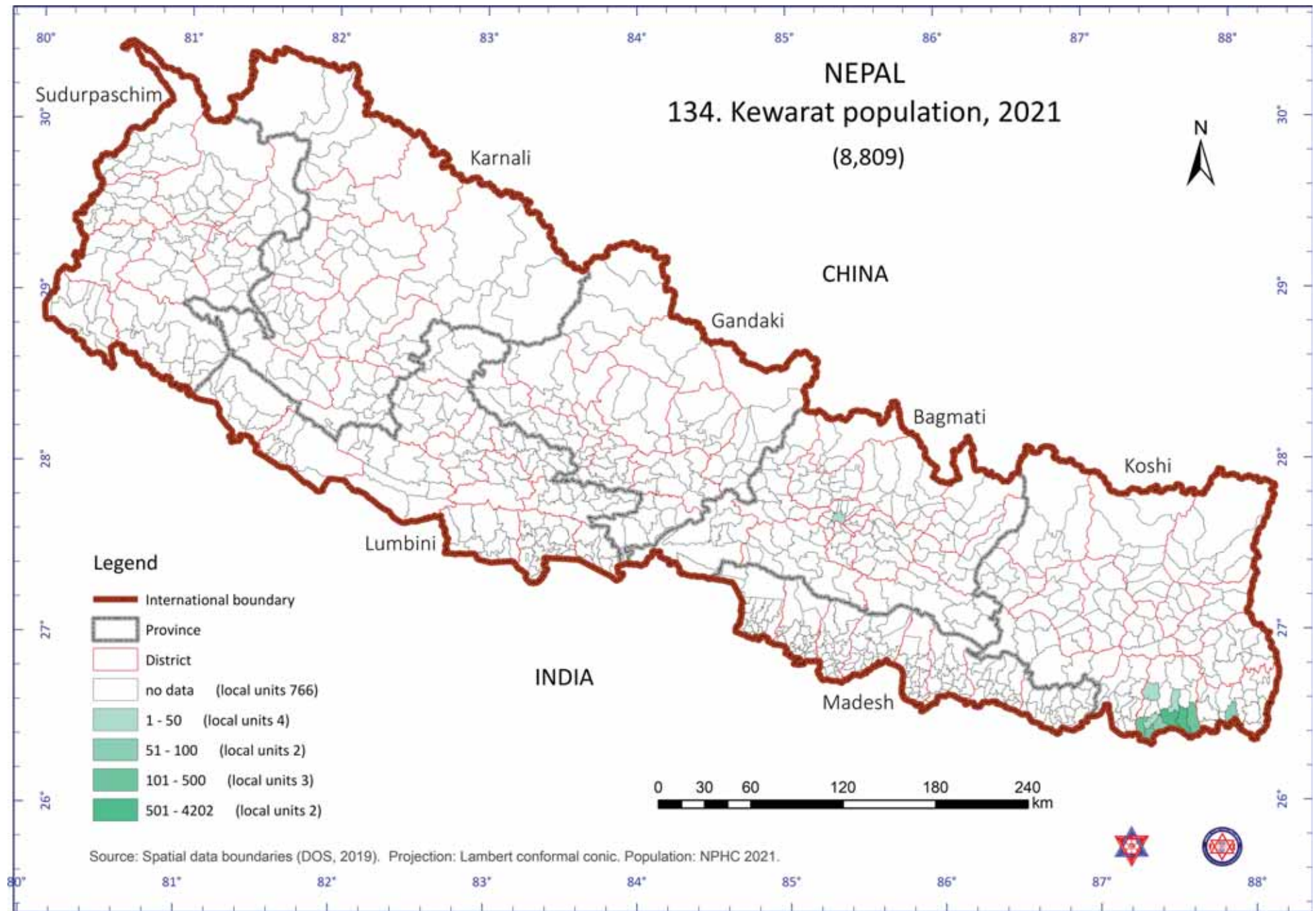


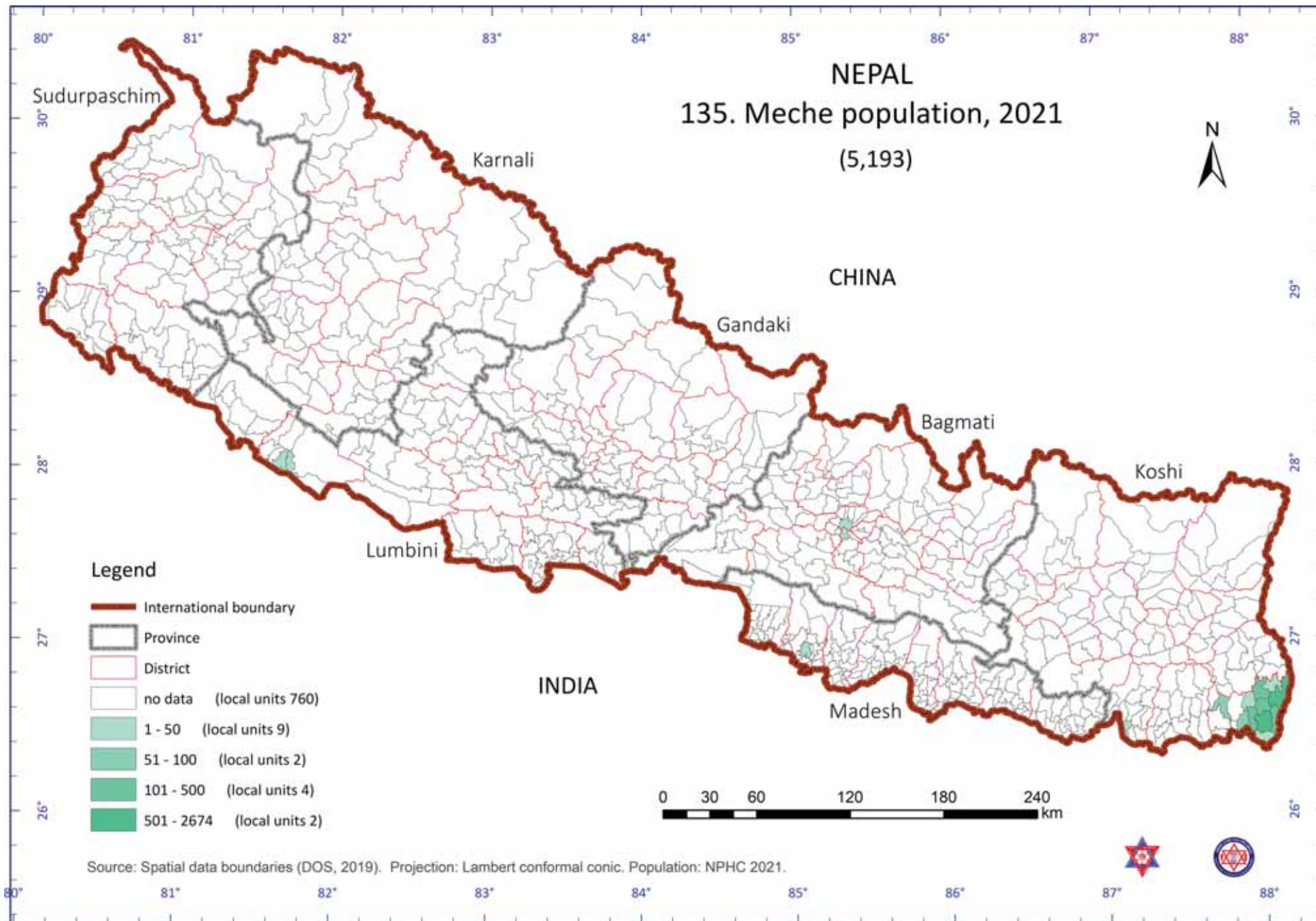


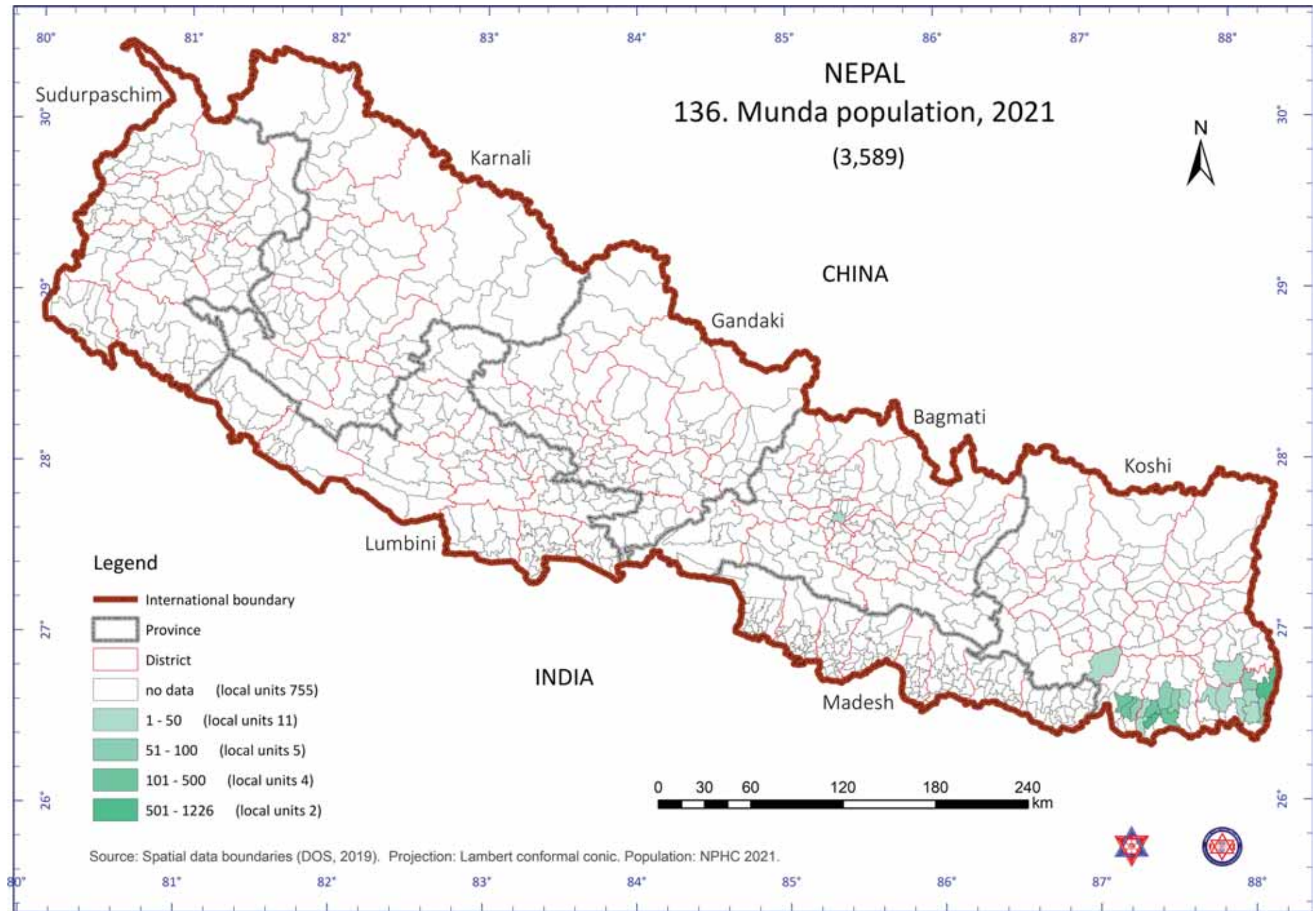


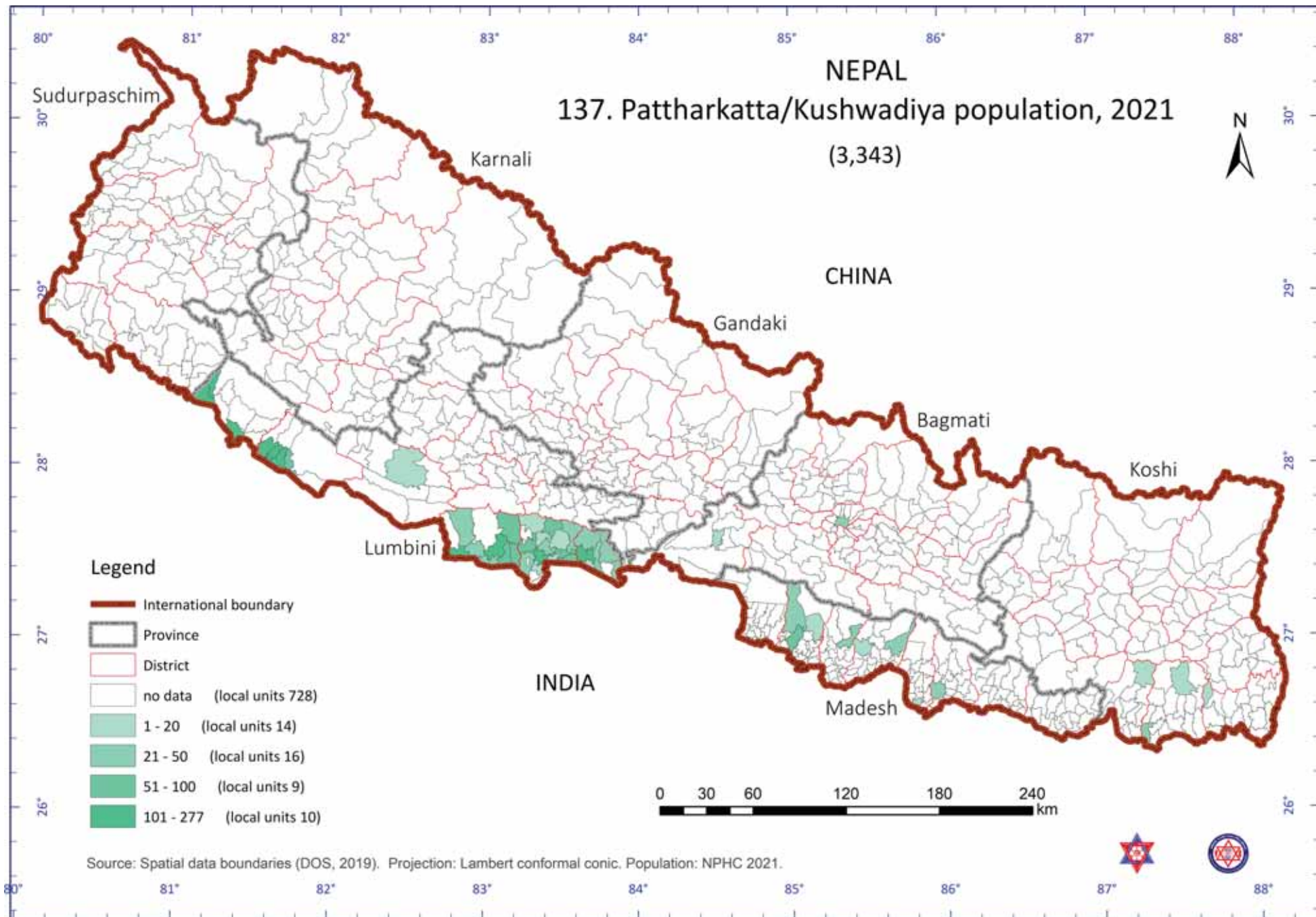


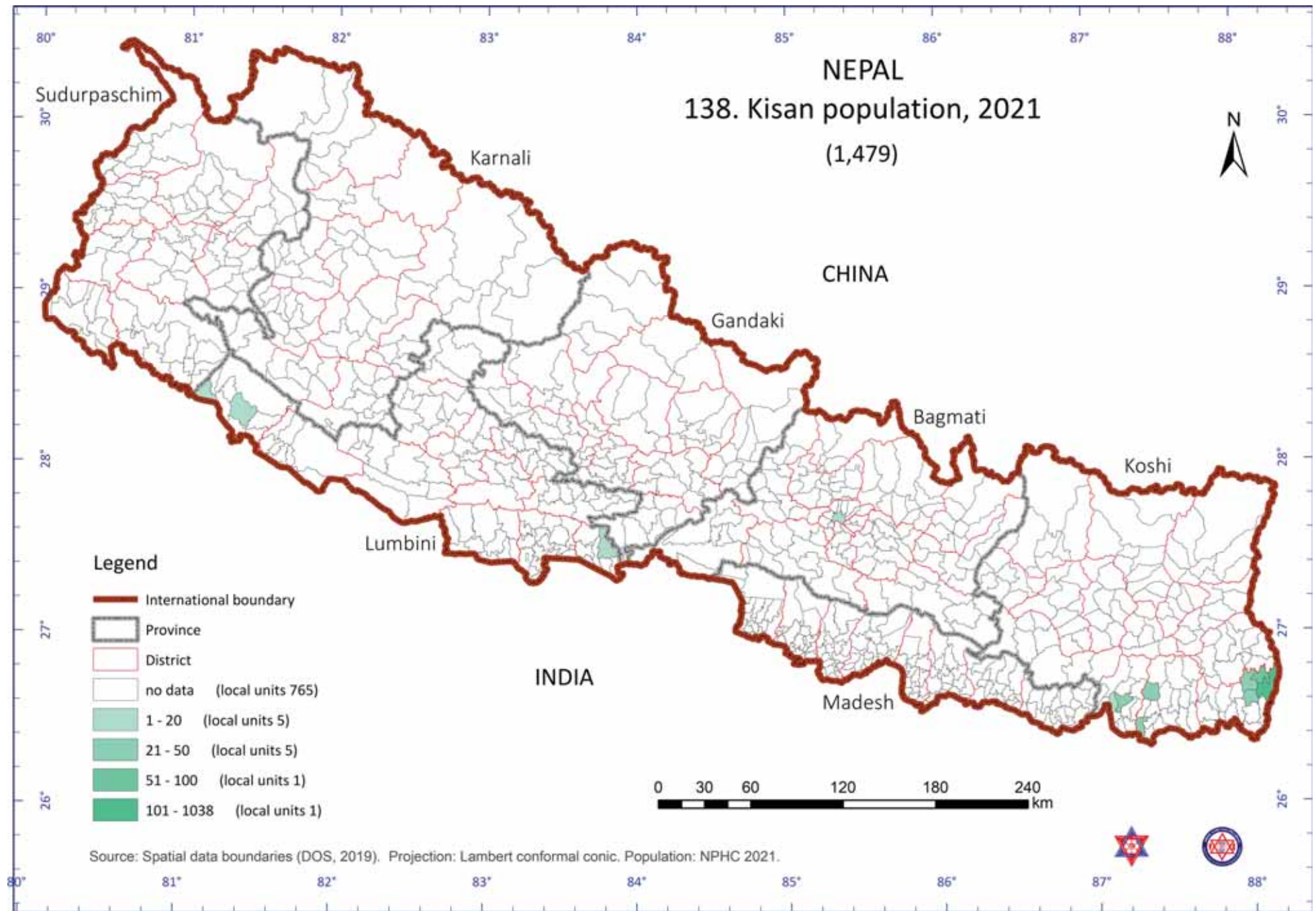


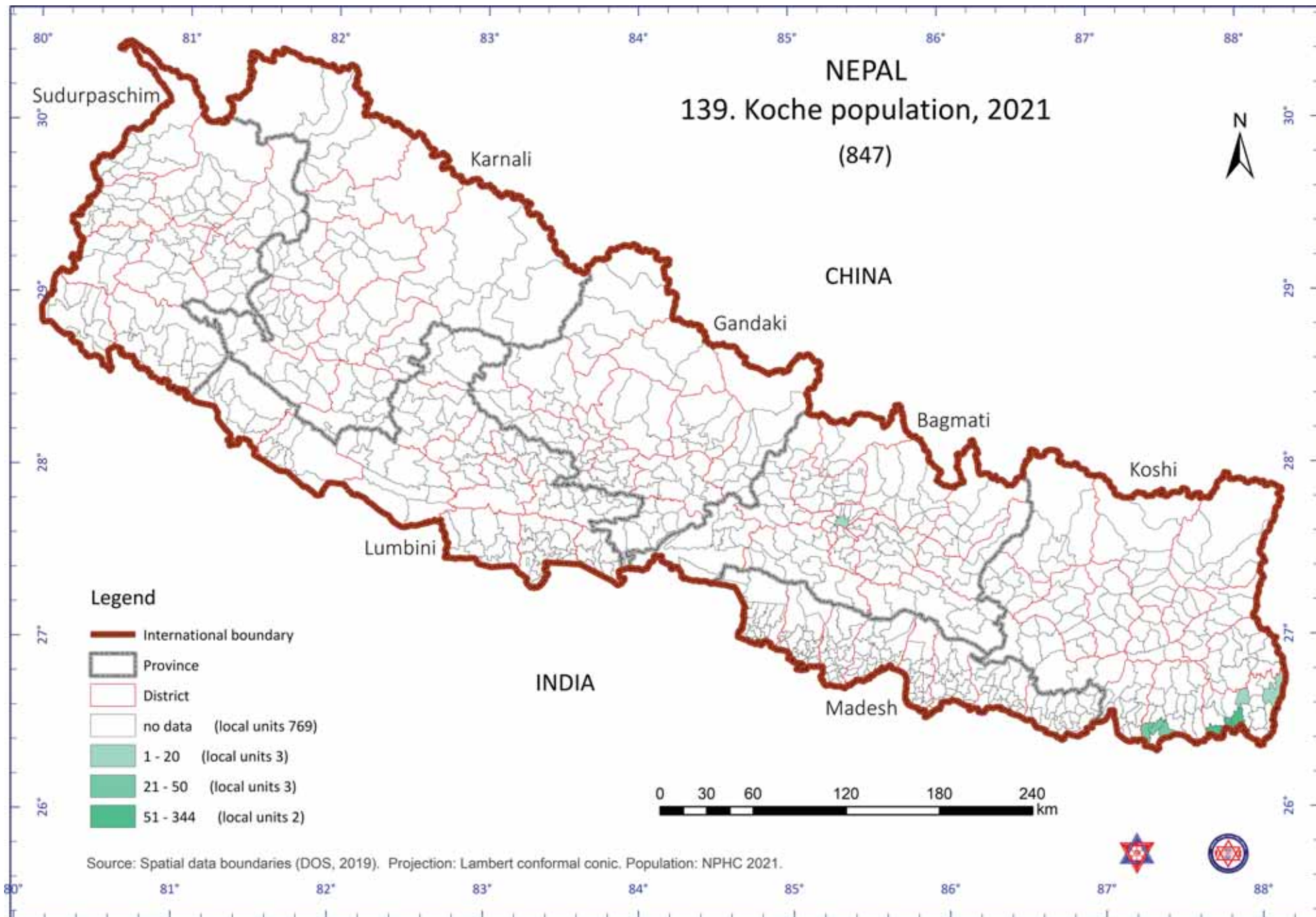


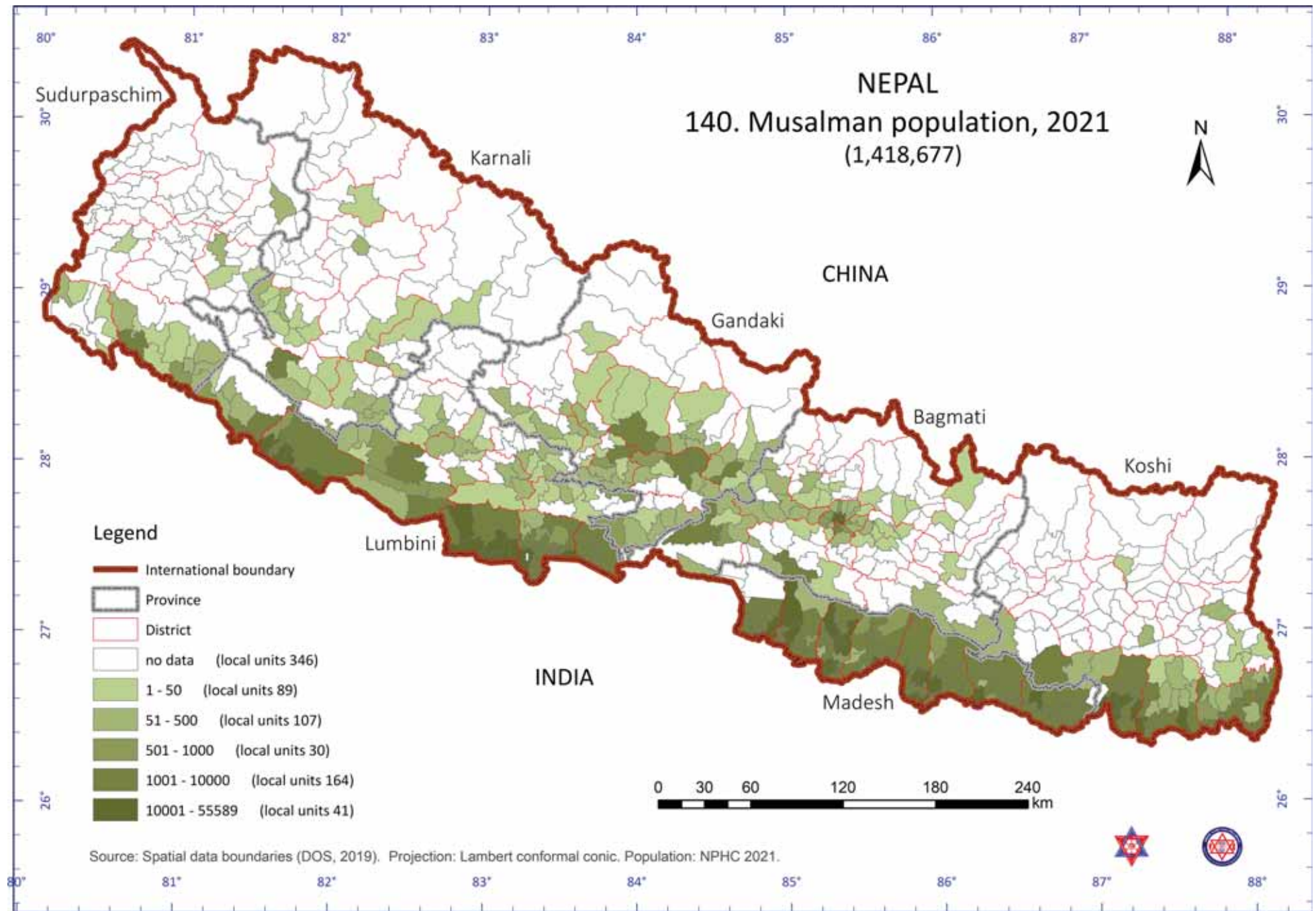


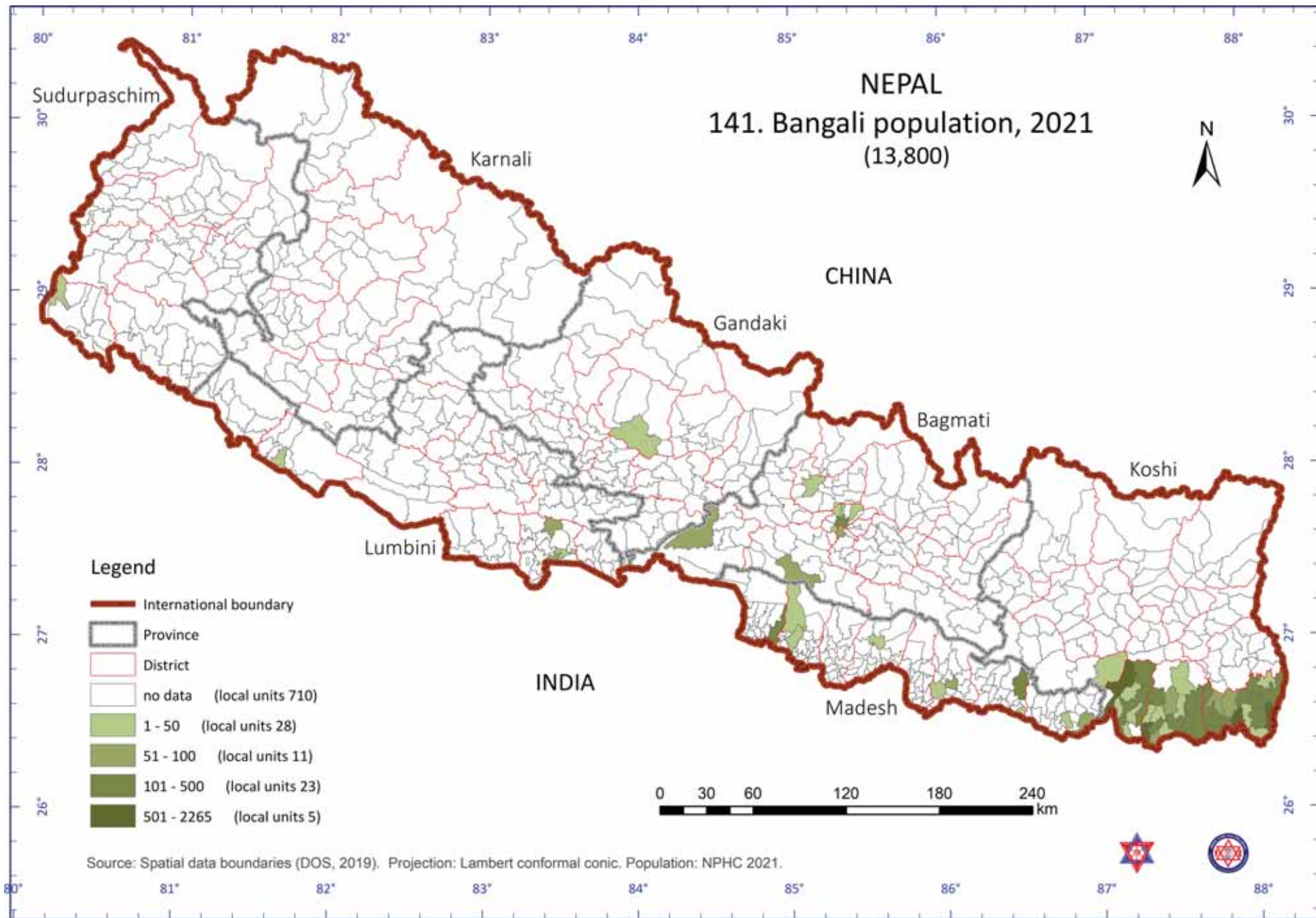


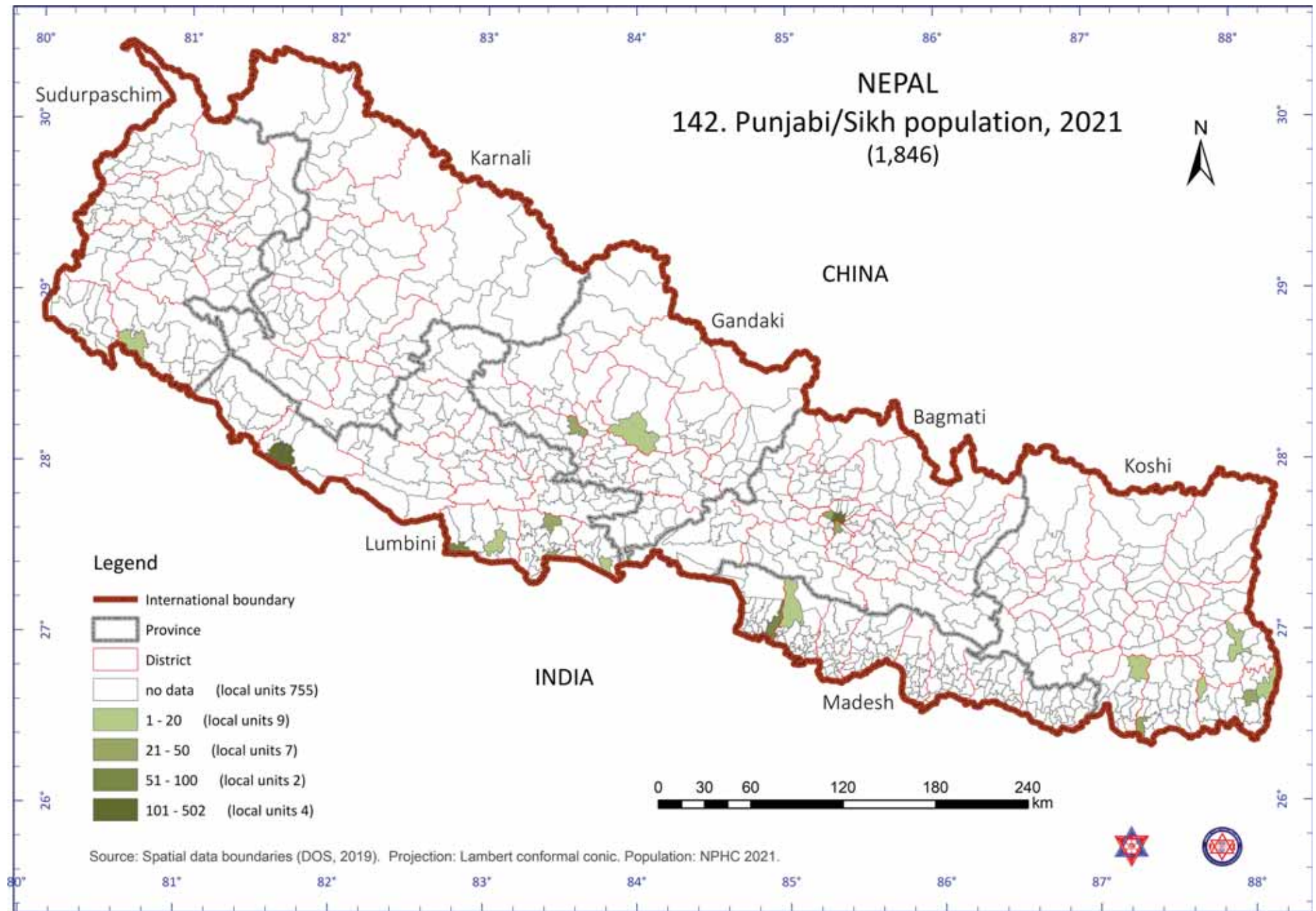


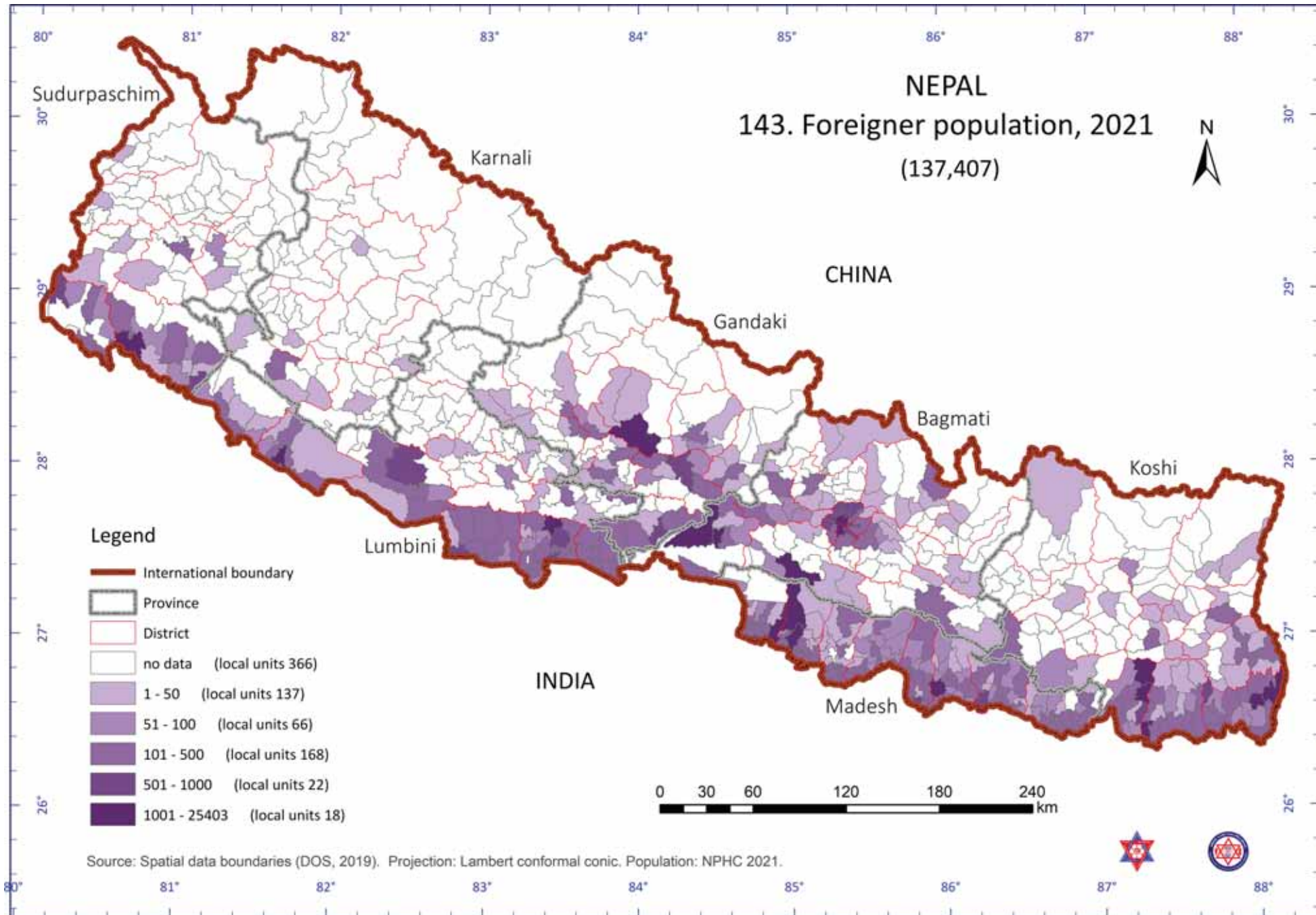












TABLES

Caste/Ethnicity by District

A. Hill Caste (8,782,662)

Koshi			Madhesh			Bagmati			Gandaki		
N	%	Districts	N	%	Districts	N	%	Districts	N	%	
1. Taplejung	21,695	0.25	1. Saptari	15,440	0.18	1. Dolakha	69,268	0.79	1. Gorkha	60,606	0.69
2. Sankhuwasabha	34,374	0.39	2. Siraha	13,611	0.15	2. Sindhupalchok	76,217	0.87	2. Manang	581	0.01
3. Solukhumbu	19,337	0.22	3. Dhanusa	16,346	0.19	3. Rasuwa	7,468	0.09	3. Mustang	1,301	0.01
4. Okhaldhunga	43,258	0.49	4. Mahottari	20,271	0.23	4. Dhading	96,961	1.10	4. Myagdi	28,991	0.33
5. Khotang	45,890	0.52	5. Sarlahi	53,310	0.61	5. Nuwakot	78,879	0.90	5. Kaski	258,149	2.94
6. Bhojpur	36,553	0.42	6. Rautahat	22,494	0.26	6. Kathmandu	906,468	10.32	6. Lamjung	44,654	0.51
7. Dhankuta	37,596	0.43	7. Bara	45,562	0.52	7. Bhaktapur	174,943	1.99	7. Tanahu	82,428	0.94
8. Terhathum	27,492	0.31	8. Parsa	21,075	0.24	8. Lalitpur	181,341	2.06	8. Nawalparasi (East)	129,282	1.47
9. Panchthar	31,808	0.36				9. Kavrepalanchok	129,441	1.47	9. Syangja	109,072	1.24
10. Ilam	76,164	0.87				10. Ramechhap	53,541	0.61	10. Parbat	68,991	0.79
11. Jhapa	411,177	4.68				11. Sindhuli	64,963	0.74	11. Baglung	88,052	1.00
12. Morang	301,782	3.44				12. Makwanpur	117,835	1.34			
13. Sunsari	176,380	2.01				13. Chitawan	289,939	3.30			
14. Udayapur	96,445	1.10									
Total	1,359,951	15.48	Total	208,109	2.37	Total	2,247,264	25.59	Total	872,107	9.93
Lumbini			Karnali			Sudurpashim					
1. Rukum (East)	14,831	0.17	1. Dolpa	23,189	0.26	1. Bajura	100,285	1.14			
2. Rolpa	90,297	1.03	2. Mugu	45,177	0.51	2. Bajhang	158,670	1.81			
3. Pyuthan	88,463	1.01	3. Humla	34,008	0.39	3. Darchula	113,962	1.30			
4. Gulmi	114,590	1.30	4. Jumla	93,507	1.06	4. Baitadi	188,954	2.15			
5. Arghakhanchi	84,995	0.97	5. Kalikot	101,980	1.16	5. Dadeldhura	100,541	1.14			
6. Palpa	61,224	0.70	6. Dailekh	151,237	1.72	6. Doti	144,428	1.64			
7. Nawalparasi (West)	67,082	0.76	7. Jajarkot	115,726	1.32	7. Achham	159,490	1.82			
8. Rupandehi	290,246	3.30	8. Rukum (West)	106,399	1.21	8. Kailali	377,881	4.30			
9. Kapilbastu	83,813	0.95	9. Salyan	161,200	1.84	9. Kanchanpur	277,433	3.16			
10. Dang	265,747	3.03	10. Surkhet	214,137	2.44						
11. Banke	161,289	1.84									
12. Bardiya	104,450	1.19									
Total	1,427,027	16.25	Total	1,046,560	11.92	Total	1,621,644	18.46			

1. Kshetri (4,796,995)

Districts	N	%	Districts	N	%	Districts	N	%	Districts	N	%
Koshi			Madhesh			Bagmati			Gandaki		
1. Taplejung	14,073	0.29	1. Saptari	8,812	0.18	1. Dolakha	53,987	1.13	1. Gorkha	27,193	0.57
2. Sankhuwasabha	27,335	0.57	2. Siraha	6,101	0.13	2. Sindhupalchok	44,470	0.93	2. Manang	303	0.01
3. Solukhumbu	14,645	0.31	3. Dhanusa	8,665	0.18	3. Rasuwa	1,224	0.03	3. Mustang	711	0.01
4. Okhaldhunga	29,362	0.61	4. Mahottari	10,021	0.21	4. Dhading	45,884	0.96	4. Myagdi	18,769	0.39
5. Khotang	33,541	0.70	5. Sarlahi	28,729	0.60	5. Nuwakot	31,477	0.66	5. Kaski	86,560	1.80
6. Bhojpur	27,895	0.58	6. Rautahat	8,019	0.17	6. Kathmandu	424,172	8.84	6. Lamjung	24,193	0.50
7. Dhankuta	30,011	0.63	7. Bara	18,751	0.39	7. Bhaktapur	94,810	1.98	7. Tanahu	36,833	0.77
8. Terhathum	17,220	0.36	8. Parsa	8,904	0.19	8. Lalitpur	102,364	2.13	8. Nawalparasi (East)	31,202	0.65
9. Panchthar	15,758	0.33				9. Kavrepalanchok	49,415	1.03	9. Syangja	30,178	0.63
10. Ilam	38,856	0.81				10. Ramechhap	44,350	0.92	10. Parbat	22,826	0.48
11. Jhapa	167,547	3.49				11. Sindhuli	39,844	0.83	11. Baglung	45,191	0.94
12. Morang	151,264	3.15				12. Makwanpur	49,439	1.03			
13. Sunsari	100,555	2.10				13. Chitawan	83,320	1.74			
14. Udayapur	76,014	1.58									
Total	744,076	15.51	Total	98,002	2.04	Total	1,064,756	22.20	Total	323,959	6.75
Lumbini			Karnali			Sudurpashim					
1. Rukum (East)	11,408	0.24	1. Dolpa	20,274	0.42	1. Bajura	82,357	1.72			
2. Rolpa	82,547	1.72	2. Mugu	32,621	0.68	2. Bajhang	130,473	2.72			
3. Pyuthan	59,434	1.24	3. Humla	20,258	0.42	3. Darchula	87,036	1.81			
4. Gulmi	56,122	1.17	4. Jumla	71,294	1.49	4. Baitadi	128,282	2.67			
5. Arghakhanchi	32,136	0.67	5. Kalikot	43,017	0.90	5. Dadeldhura	74,938	1.56			
6. Palpa	18,865	0.39	6. Dailekh	89,077	1.86	6. Doti	122,759	2.56			
7. Nawalparasi (West)	17,919	0.37	7. Jajarkot	74,395	1.55	7. Achham	124,921	2.60			
8. Rupandehi	88,049	1.84	8. Rukum (West)	88,553	1.85	8. Kailali	215,577	4.49			
9. Kapilbastu	27,210	0.57	9. Salyan	140,614	2.93	9. Kanchanpur	158,612	3.31			
10. Dang	179,876	3.75	10. Surkhet	131,786	2.75						
11. Banke	97,070	2.02									
12. Bardiya	58,722	1.22									
Total	729,358	15.20	Total	711,889	14.84	Total	1,124,955	23.45			

2. Brahman-Hill (3,292,373)

Districts	N	%	Districts	N	%	Districts	N	%	N	%	
Koshi			Madhesh			Bagmati			Gandaki		
1. Taplejung	6,870	0.21	1. Saptari	4,836	0.15	1. Dolakha	13,019	0.40	1. Gorkha	30,852	0.94
2. Sankhuwasabha	6,227	0.19	2. Siraha	4,163	0.13	2. Sindhupalchok	22,222	0.67	2. Manang	232	0.01
3. Solukhumbu	4,074	0.12	3. Dhanusa	5,195	0.16	3. Rasuwa	6,211	0.19	3. Mustang	467	0.01
4. Okhaldhunga	12,825	0.39	4. Mahottari	7,980	0.24	4. Dhading	44,131	1.34	4. Myagdi	7,931	0.24
5. Khotang	9,852	0.30	5. Sarlahi	20,135	0.61	5. Nuwakot	45,131	1.37	5. Kaski	158,239	4.81
6. Bhojpur	7,237	0.22	6. Rautahat	10,073	0.31	6. Kathmandu	448,319	13.62	6. Lamjung	18,210	0.55
7. Dhankuta	6,156	0.19	7. Bara	20,990	0.64	7. Bhaktapur	74,178	2.25	7. Tanahu	36,672	1.11
8. Terhathum	9,856	0.30	8. Parsa	7,015	0.21	8. Lalitpur	72,338	2.20	8. Nawalparasi (East)	89,627	2.72
9. Panchthar	15,244	0.46				9. Kavrepalanchok	73,345	2.23	9. Syangja	71,210	2.16
10. Ilam	35,569	1.08				10. Ramechhap	7,798	0.24	10. Parbat	40,984	1.24
11. Jhapa	232,053	7.05				11. Sindhuli	21,784	0.66	11. Baglung	38,216	1.16
12. Morang	140,993	4.28				12. Makwanpur	64,664	1.96			
13. Sunsari	69,902	2.12				13. Chitawan	198,340	6.02			
14. Udayapur	16,309	0.50									
Total	573,167	17.41	Total	80,387	2.44	Total	1,091,480	33.15	Total	492,640	14.96
Lumbini			Karnali			Sudurpashim					
1. Rukum (East)	860	0.03	1. Dolpa	453	0.01	1. Bajura	8,335	0.25			
2. Rolpa	2,256	0.07	2. Mugu	2,982	0.09	2. Bajhang	17,099	0.52			
3. Pyuthan	19,750	0.60	3. Humla	3,538	0.11	3. Darchula	20,091	0.61			
4. Gulmi	52,719	1.60	4. Jumla	11,673	0.35	4. Baitadi	40,665	1.24			
5. Arghakhanchi	51,023	1.55	5. Kalikot	22,087	0.67	5. Dadeldhura	19,864	0.60			
6. Palpa	38,250	1.16	6. Dailekh	24,325	0.74	6. Doti	13,830	0.42			
7. Nawalparasi (West)	43,758	1.33	7. Jajarkot	8,517	0.26	7. Achham	21,968	0.67			
8. Rupandehi	188,977	5.74	8. Rukum (West)	6,212	0.19	8. Kailali	117,030	3.55			
9. Kapilbastu	49,825	1.51	9. Salyan	5,094	0.15	9. Kanchanpur	83,090	2.52			
10. Dang	63,877	1.94	10. Surkhet	50,736	1.54						
11. Banke	33,026	1.00									
12. Bardiya	32,789	1.00									
Total	577,110	17.53	Total	135,617	4.12	Total	341,972	10.39			

3. Thakuri (494,470)

Districts	N	%	Districts	N	%	Districts	N	%	Districts	N	%
Koshi			Madhesh			Bagmati			Gandaki		
1. Taplejung	21	0.00	1. Saptari	1,041	0.21	1. Dolakha	1,013	0.20	1. Gorkha	2,462	0.50
2. Sankhuwasabha	91	0.02	2. Siraha	2,407	0.49	2. Sindhupalchok	1,198	0.24	2. Manang	9,356	1.89
3. Solukhumbu	16	0.00	3. Dhanusa	1,456	0.29	3. Rasuwa	33	0.01	3. Mustang	10,199	2.06
4. Okhaldhunga	102	0.02	4. Mahottari	1,152	0.23	4. Dhading	3,607	0.73	4. Myagdi	9,438	1.91
5. Khotang	74	0.01	5. Sarlahi	1,061	0.21	5. Nuwakot	1,186	0.24	5. Kaski	35,560	7.19
6. Bhojpur	226	0.05	6. Rautahat	507	0.10	6. Kathmandu	22,881	4.63	6. Lamjung	34,775	7.03
7. Dhankuta	598	0.12	7. Bara	1,659	0.34	7. Bhaktapur	2,417	0.49	7. Tanahu	30,764	6.22
8. Terhathum	269	0.05	8. Parsa	723	0.15	8. Lalitpur	4,817	0.97	8. Nawalparasi (East)	9,860	1.99
9. Panchthar	52	0.01				9. Kavrepalanchok	3,854	0.78	9. Syangja	7,977	1.61
10. Ilam	309	0.06				10. Ramechhap	124	0.03	10. Parbat	26,788	5.42
11. Jhapa	795	0.16				11. Sindhuli	2,013	0.41	11. Baglung	2,462	0.50
12. Morang	2,135	0.43				12. Makwanpur	2,533	0.51			
13. Sunsari	1,208	0.24				13. Chitawan	4,785	0.97			
14. Udayapur	2,375	0.48									
Total	8,271	1.67	Total	10,006	2.02	Total	50,461	10.21	Total	41,880	8.47
Lumbini			Karnali			Sudurpashim					
1. Rukum (East)	2,458	0.50	1. Dolpa	2,462	0.50	1. Bajura	7,598	1.54			
2. Rolpa	1,885	0.38	2. Mugu	9,356	1.89	2. Bajhang	9,046	1.83			
3. Pyuthan	2,692	0.54	3. Humla	10,199	2.06	3. Darchula	5,575	1.13			
4. Gulmi	2,481	0.50	4. Jumla	9,438	1.91	4. Baitadi	16,561	3.35			
5. Arghakhanchi	1,172	0.24	5. Kalikot	35,560	7.19	5. Dadeldhura	3,710	0.75			
6. Palpa	3,783	0.77	6. Dailekh	34,775	7.03	6. Doti	7,170	1.45			
7. Nawalparasi (West)	2,676	0.54	7. Jajarkot	30,764	6.22	7. Achham	12,115	2.45			
8. Rupandehi	8,761	1.77	8. Rukum (West)	9,860	1.99	8. Kailali	41,453	8.38			
9. Kapilbastu	3,488	0.71	9. Salyan	7,977	1.61	9. Kanchanpur	28,070	5.68			
10. Dang	9,235	1.87	10. Surkhet	26,788	5.42						
11. Banke	26,167	5.29									
12. Bardiya	10,577	2.14									
Total	75,375	15.24	Total	177,179	35.83	Total	131,298	26.55			

4. Sanyasi_Dasnami (198,824)

Districts	N	%	Districts	N	%	Districts	N	%	Districts	N	%
Koshi			Madhesh			Bagmati			Gandaki		
1. Taplejung	731	0.37	1. Saptari	751	0.38	1. Dolakha	1,249	0.63	1. Gorkha	1,734	0.87
2. Sankhuwasabha	721	0.36	2. Siraha	940	0.47	2. Sindhupalchok	8,327	4.19	2. Manang	0	0.00
3. Solukhumbu	602	0.30	3. Dhanusa	1,030	0.52	3. Rasuwa	0	0.00	3. Mustang	0	0.00
4. Okhaldhunga	969	0.49	4. Mahottari	1,118	0.56	4. Dhading	3,339	1.68	4. Myagdi	218	0.11
5. Khotang	2,423	1.22	5. Sarlahi	3,385	1.70	5. Nuwakot	1,085	0.55	5. Kaski	4,156	2.09
6. Bhojpur	1,195	0.60	6. Rautahat	3,895	1.96	6. Kathmandu	11,096	5.58	6. Lamjung	889	0.45
7. Dhankuta	831	0.42	7. Bara	4,162	2.09	7. Bhaktapur	3,538	1.78	7. Tanahu	1,263	0.64
8. Terhathum	147	0.07	8. Parsa	4,433	2.23	8. Lalitpur	1,822	0.92	8. Nawalparasi (East)	2,021	1.02
9. Panchthar	754	0.38				9. Kavrepalanchok	2,827	1.42	9. Syangja	910	0.46
10. Ilam	1,430	0.72				10. Ramechhap	1,269	0.64	10. Parbat	1,756	0.88
11. Jhapa	10,782	5.42				11. Sindhuli	1,322	0.66	11. Baglung	681	0.34
12. Morang	7,390	3.72				12. Makwanpur	1,199	0.60			
13. Sunsari	4,715	2.37				13. Chitawan	3,494	1.76			
14. Udayapur	1,747	0.88									
Total	34,437	17.32	Total	19,714	9.92	Total	40,567	20.40	Total	13,628	6.85
Lumbini			Karnali			Sudurpashim					
1. Rukum (East)	105	0.05	1. Dolpa	0	0.00	1. Bajura	1,995	1.00			
2. Rolpa	3,609	1.82	2. Mugu	218	0.11	2. Bajhang	2,052	1.03			
3. Pyuthan	6,587	3.31	3. Humla	13	0.01	3. Darchula	1,260	0.63			
4. Gulmi	3,268	1.64	4. Jumla	1,102	0.55	4. Baitadi	3,446	1.73			
5. Arghakhanchi	664	0.33	5. Kalikot	1,316	0.66	5. Dadeldhura	2,029	1.02			
6. Palpa	326	0.16	6. Dailekh	3,060	1.54	6. Doti	669	0.34			
7. Nawalparasi (West)	2,729	1.37	7. Jajarkot	2,050	1.03	7. Achham	486	0.24			
8. Rupandehi	4,459	2.24	8. Rukum (West)	1,774	0.89	8. Kailali	3,821	1.92			
9. Kapilbastu	3,290	1.65	9. Salyan	7,515	3.78	9. Kanchanpur	7,661	3.85			
10. Dang	12,759	6.42	10. Surkhet	4,827	2.43						
11. Banke	5,026	2.53									
12. Bardiya	2,362	1.19									
Total	45,184	22.73	Total	21,875	11.00	Total	23,419	11.78			

B. Madheshi Caste (4,679,834)

Districts	N	%	Districts	N	%	Districts	N	%	Districts	N	%
Koshi			Madhesh			Bagmati			Gandaki		
1. Taplejung	180	0.00	1. Saptari	307,087	6.56	1. Dolakha	449	0.01	1. Gorkha	780	0.02
2. Sankhuwasabha	310	0.01	2. Siraha	405,475	8.66	2. Sindhupalchok	1,194	0.03	2. Manang	0	0.00
3. Solukhumbu	148	0.00	3. Dhanusa	538,193	11.50	3. Rasuwa	112	0.00	3. Mustang	31	0.00
4. Okhaldhunga	164	0.00	4. Mahottari	364,433	7.79	4. Dhading	1,094	0.02	4. Myagdi	227	0.00
5. Khotang	370	0.01	5. Sarlahi	479,364	10.24	5. Nuwakot	965	0.02	5. Kaski	5,435	0.12
6. Bhojpur	234	0.01	6. Rautahat	433,227	9.26	6. Kathmandu	61,454	1.31	6. Lamjung	389	0.01
7. Dhankuta	595	0.01	7. Bara	355,273	7.59	7. Bhaktapur	8,239	0.18	7. Tanahu	1,694	0.04
8. Terhathum	209	0.00	8. Parsa	340,250	7.27	8. Lalitpur	20,896	0.45	8. Nawalparasi (East)	7,337	0.16
9. Panchthar	321	0.01				9. Kavrepalanchok	2,593	0.06	9. Syangja	436	0.01
10. Ilam	985	0.02				10. Ramechhap	412	0.01	10. Parbat	469	0.01
11. Jhapa	54,074	1.16				11. Sindhuli	4,330	0.09	11. Baglung	429	0.01
12. Morang	181,687	3.88				12. Makwanpur	8,896	0.19			
13. Sunsari	159,642	3.41				13. Chitawan	17,730	0.38			
14. Udayapur	9,588	0.20									
Total	408,507	8.73	Total	3,223,302	68.88	Total	128,364	2.74	Total	17,227	0.37
Lumbini			Karnali			Sudurpashim					
1. Rukum (East)	120	0.00	1. Dolpa	37	0.00	1. Bajura	84	0.00			
2. Rolpa	334	0.01	2. Mugu	171	0.00	2. Bajhang	95	0.00			
3. Pyuthan	343	0.01	3. Humla	322	0.01	3. Darchula	42	0.00			
4. Gulmi	368	0.01	4. Jumla	392	0.01	4. Baitadi	45	0.00			
5. Arghakhanchi	420	0.01	5. Kalikot	98	0.00	5. Dadeldhura	511	0.01			
6. Palpa	685	0.01	6. Dailekh	465	0.01	6. Doti	470	0.01			
7. Nawalparasi (West)	114,754	2.45	7. Jajarkot	202	0.00	7. Achham	370	0.01			
8. Rupandehi	331,372	7.08	8. Rukum (West)	79	0.00	8. Kailali	6,783	0.14			
9. Kapilbastu	269,623	5.76	9. Salyan	291	0.01	9. Kanchanpur	14,612	0.31			
10. Dang	20,043	0.43	10. Surkhet	1,148	0.02						
11. Banke	105,923	2.26									
12. Bardiya	32,232	0.69									
Total	876,217	18.72	Total	3,205	0.07	Total	23,012	0.49			

5. Yadav (1,228,540)

Districts	N	%	Districts	N	%	Districts	N	%	Districts	N	%
Koshi			Madhesh			Bagmati			Gandaki		
1. Taplejung	71	0.01	1. Saptari	111,268	9.06	1. Dolakha	113	0.01	1. Gorkha	89	0.01
2. Sankhuwasabha	66	0.01	2. Siraha	181,593	14.78	2. Sindhupalchok	110	0.01	2. Manang	0	0.00
3. Solukhumbu	50	0.00	3. Dhanusa	153,193	12.47	3. Rasuwa	40	0.00	3. Mustang	0	0.00
4. Okhaldhunga	45	0.00	4. Mahottari	110,729	9.01	4. Dhading	153	0.01	4. Myagdi	28	0.00
5. Khotang	111	0.01	5. Sarlahi	138,610	11.28	5. Nuwakot	132	0.01	5. Kaski	512	0.04
6. Bhojpur	84	0.01	6. Rautahat	102,800	8.37	6. Kathmandu	9,363	0.76	6. Lamjung	55	0.00
7. Dhankuta	132	0.01	7. Bara	83,691	6.81	7. Bhaktapur	1,466	0.12	7. Tanahu	204	0.02
8. Terhathum	74	0.01	8. Parsa	44,624	3.63	8. Lalitpur	4,127	0.34	8. Nawalparasi (East)	351	0.03
9. Panchthar	91	0.01				9. Kavrepalanchok	260	0.02	9. Syangja	91	0.01
10. Ilam	133	0.01				10. Ramechhap	111	0.01	10. Parbat	63	0.01
11. Jhapa	5,984	0.49				11. Sindhuli	512	0.04	11. Baglung	59	0.00
12. Morang	25,467	2.07				12. Makwanpur	1,203	0.10			
13. Sunsari	37,269	3.03				13. Chitawan	2,037	0.17			
14. Udayapur	712	0.06									
Total	70,289	5.72	Total	926,508	75.42	Total	19,627	1.60	Total	1452	0.12
Lumbini			Karnali			Sudurpashim					
1. Rukum (East)	10	0.00	1. Dolpa	12	0.00	1. Bajura	0	0.00			
2. Rolpa	35	0.00	2. Mugu	0	0.00	2. Bajhang	40	0.00			
3. Pyuthan	30	0.00	3. Humla	14	0.00	3. Darchula	0	0.00			
4. Gulmi	32	0.00	4. Jumla	27	0.00	4. Baitadi	0	0.00			
5. Arghakhanchi	61	0.00	5. Kalikot	0	0.00	5. Dadeldhura	19	0.00			
6. Palpa	125	0.01	6. Dailekh	16	0.00	6. Doti	54	0.00			
7. Nawalparasi (West)	21,348	1.74	7. Jajarkot	0	0.00	7. Achham	21	0.00			
8. Rupandehi	75,456	6.14	8. Rukum (West)	11	0.00	8. Kailali	761	0.06			
9. Kapilbastu	66,796	5.44	9. Salyan	20	0.00	9. Kanchanpur	90	0.01			
10. Dang	9,981	0.81	10. Surkhet	98	0.01						
11. Banke	26,391	2.15									
12. Bardiya	9,216	0.75									
Total	209,481	17.05	Total	198	0.02	Total	985	0.08			

6. Teli (431,319)

Districts	N	%	Districts	N	%	Districts	N	%	Districts	N	%
Koshi			Madhesh			Bagmati			Gandaki		
1. Taplejung	23	0.01	1. Saptari	52,829	12.25	1. Dolakha	57	0.01	1. Gorkha	57	0.01
2. Sankhuwasabha	50	0.01	2. Siraha	38,767	8.99	2. Sindhupalchok	40	0.01	2. Manang	0	0.00
3. Solukhumbu	24	0.01	3. Dhanusa	47,563	11.03	3. Rasuwa	12	0.00	3. Mustang	0	0.00
4. Okhaldhunga	40	0.01	4. Mahottari	29,953	6.94	4. Dhading	82	0.02	4. Myagdi	18	0.00
5. Khotang	46	0.01	5. Sarlahi	48,670	11.28	5. Nuwakot	69	0.02	5. Kaski	304	0.07
6. Bhojpur	39	0.01	6. Rautahat	47,085	10.92	6. Kathmandu	4927	1.14	6. Lamjung	52	0.01
7. Dhankuta	145	0.03	7. Bara	30,983	7.18	7. Bhaktapur	701	0.16	7. Tanahu	156	0.04
8. Terhathum	38	0.01	8. Parsa	28,855	6.69	8. Lalitpur	2505	0.58	8. Nawalparasi (East)	271	0.06
9. Panchthar	118	0.03				9. Kavrepalanchok	124	0.03	9. Syangja	42	0.01
10. Ilam	134	0.03				10. Ramechhap	34	0.01	10. Parbat	31	0.01
11. Jhapa	5,662	1.31				11. Sindhuli	475	0.11	11. Baglung	30	0.01
12. Morang	18,758	4.35				12. Makwanpur	819	0.19			
13. Sunsari	19,353	4.49				13. Chitawan	1341	0.31			
14. Udayapur	1,403	0.33									
Total	45,833	10.63	Total	324,705	75.28	Total	11186	2.59	Total	961	0.22
Lumbini			Karnali			Sudurpashim					
1. Rukum (East)	0	0.00	1. Dolpa	0	0.00	1. Bajura	0	0.00			
2. Rolpa	0	0.00	2. Mugu	0	0.00	2. Bajhang	0	0.00			
3. Pyuthan	17	0.00	3. Humla	0	0.00	3. Darchula	0	0.00			
4. Gulmi	19	0.00	4. Jumla	12	0.00	4. Baitadi	0	0.00			
5. Arghakhanchi	14	0.00	5. Kalikot	0	0.00	5. Dadeldhura	17	0.00			
6. Palpa	37	0.01	6. Dailekh	20	0.00	6. Doti	0	0.00			
7. Nawalparasi (West)	12,871	2.98	7. Jajarkot	0	0.00	7. Achham	30	0.01			
8. Rupandehi	16,860	3.91	8. Rukum (West)	0	0.00	8. Kailali	263	0.06			
9. Kapilbastu	12,675	2.94	9. Salyan	20	0.00	9. Kanchanpur	50	0.01			
10. Dang	249	0.06	10. Surkhet	34	0.01						
11. Banke	4,795	1.11									
12. Bardiya	651	0.15									
Total	48,188	11.17	Total	86	0.02	Total	360	0.08			

7. Koiri/Kushwaha (355,639)

Districts	N	%	Districts	N	%	Districts	N	%	Districts	N	%
Koshi			Madhesh			Bagmati			Gandaki		
1. Taplejung	14	0.00	1. Saptari	7,099	2.00	1. Dolakha	59	0.02	1. Gorkha	33	0.01
2. Sankhuwasabha	13	0.00	2. Siraha	44,685	12.56	2. Sindhupalchok	26	0.01	2. Manang	0	0.00
3. Solukhumbu	10	0.00	3. Dhanusa	43,050	12.10	3. Rasuwa	0	0.00	3. Mustang	0	0.00
4. Okhaldhunga	0	0.00	4. Mahottari	40,381	11.35	4. Dhading	26	0.01	4. Myagdi	0	0.00
5. Khotang	12	0.00	5. Sarlahi	71,235	20.03	5. Nuwakot	24	0.01	5. Kaski	163	0.05
6. Bhojpur	19	0.01	6. Rautahat	20,561	5.78	6. Kathmandu	2,350	0.66	6. Lamjung	13	0.00
7. Dhankuta	12	0.00	7. Bara	32,975	9.27	7. Bhaktapur	352	0.10	7. Tanahu	39	0.01
8. Terhathum	0	0.00	8. Parsa	16,169	4.55	8. Lalitpur	917	0.26	8. Nawalparasi (East)	222	0.06
9. Panchthar	26	0.01				9. Kavrepalanchok	57	0.02	9. Syangja	0	0.00
10. Ilam	15	0.00				10. Ramechhap	41	0.01	10. Parbat	0	0.00
11. Jhapa	802	0.23				11. Sindhuli	182	0.05	11. Baglung	0	0.00
12. Morang	5,320	1.50				12. Makwanpur	473	0.13			
13. Sunsari	35,430	9.96				13. Chitawan	543	0.15			
14. Udayapur	467	0.13									
Total	42,140	11.85	Total	276,155	77.65	Total	5,050	1.42	Total	470	0.13
Lumbini			Karnali			Sudurpashim					
1. Rukum (East)	0	0.00	1. Dolpa	0	0.00	1. Bajura	0	0.00			
2. Rolpa	0	0.00	2. Mugu	0	0.00	2. Bajhang	0	0.00			
3. Pyuthan	0	0.00	3. Humla	0	0.00	3. Darchula	12	0.00			
4. Gulmi	0	0.00	4. Jumla	0	0.00	4. Baitadi	0	0.00			
5. Arghakhanchi	15	0.00	5. Kalikot	0	0.00	5. Dadeldhura	0	0.00			
6. Palpa	11	0.00	6. Dailekh	0	0.00	6. Doti	0	0.00			
7. Nawalparasi (West)	6,290	1.77	7. Jajarkot	0	0.00	7. Achham	0	0.00			
8. Rupandehi	12,837	3.61	8. Rukum (West)	0	0.00	8. Kailali	36	0.01			
9. Kapilbastu	6,794	1.91	9. Salyan	0	0.00	9. Kanchanpur	61	0.02			
10. Dang	20	0.01	10. Surkhet	24	0.01						
11. Banke	5,317	1.50									
12. Bardiya	407	0.11									
Total	31,691	8.91	Total	24	0.01	Total	109	0.03			

8. Kurmi (277,727)

Districts	N	%	Districts	N	%	Districts	N	%	Districts	N	%
Koshi			Madhesh			Bagmati			Gandaki		
1. Taplejung	0	0.00	1. Saptari	1,154	0.42	1. Dolakha	13	0.00	1. Gorkha	16	0.01
2. Sankhuwasabha	0	0.00	2. Siraha	3,803	1.37	2. Sindhupalchok	18	0.01	2. Manang	0	0.00
3. Solukhumbu	12	0.00	3. Dhanusa	11,108	4.00	3. Rasuwa	0	0.00	3. Mustang	0	0.00
4. Okhaldhunga	0	0.00	4. Mahottari	6,949	2.50	4. Dhading	24	0.01	4. Myagdi	16	0.01
5. Khotang	16	0.01	5. Sarlahi	20,271	7.30	5. Nuwakot	20	0.01	5. Kaski	155	0.06
6. Bhojpur	14	0.01	6. Rautahat	48,192	17.35	6. Kathmandu	971	0.35	6. Lamjung	11	0.00
7. Dhankuta	0	0.00	7. Bara	30,996	11.16	7. Bhaktapur	123	0.04	7. Tanahu	59	0.02
8. Terhathum	0	0.00	8. Parsa	58,108	20.92	8. Lalitpur	332	0.12	8. Nawalparasi (East)	194	0.07
9. Panchthar	0	0.00				9. Kavrepalanchok	38	0.01	9. Syangja	15	0.01
10. Ilam	22	0.01				10. Ramechhap	0	0.00	10. Parbat	14	0.01
11. Jhapa	2,265	0.82				11. Sindhuli	81	0.03	11. Baglung	15	0.01
12. Morang	1,911	0.69				12. Makwanpur	313	0.11			
13. Sunsari	949	0.34				13. Chitawan	624	0.22			
14. Udayapur	67	0.02									
Total	5,256	1.89	Total	180,581	65.02	Total	2,557	0.92	Total	495	0.18
Lumbini			Karnali			Sudurpashim					
1. Rukum (East)	0	0.00	1. Dolpa	0	0.00	1. Bajura	0	0.00			
2. Rolpa	0	0.00	2. Mugu	0	0.00	2. Bajhang	0	0.00			
3. Pyuthan	0	0.00	3. Humla	0	0.00	3. Darchula	0	0.00			
4. Gulmi	65	0.02	4. Jumla	13	0.00	4. Baitadi	0	0.00			
5. Arghakhanchi	19	0.01	5. Kalikot	0	0.00	5. Dadeldhura	28	0.01			
6. Palpa	25	0.01	6. Dailekh	0	0.00	6. Doti	0	0.00			
7. Nawalparasi (West)	6,644	2.39	7. Jajarkot	0	0.00	7. Achham	0	0.00			
8. Rupandehi	22,297	8.03	8. Rukum (West)	0	0.00	8. Kailali	51	0.02			
9. Kapilbastu	42,440	15.28	9. Salyan	0	0.00	9. Kanchanpur	11	0.00			
10. Dang	95	0.03	10. Surkhet	18	0.01						
11. Banke	15,510	5.58									
12. Bardiya	1,622	0.58									
Total	88,717	31.94	Total	31	0.01	Total	90	0.03			

9. Brahman-Tarai (217,733)

Districts	N	%	Districts	N	%	Districts	N	%	N	%	
Koshi			Madhesh			Bagmati			Gandaki		
1. Taplejung	29	0.01	1. Saptari	10,577	4.86	1. Dolakha	53	0.02	1. Gorkha	91	0.04
2. Sankhuwasabha	50	0.02	2. Siraha	4,060	1.86	2. Sindhupalchok	59	0.03	2. Manang	0	0.00
3. Solukhumbu	19	0.01	3. Dhanusa	20,794	9.55	3. Rasuwa	16	0.01	3. Mustang	0	0.00
4. Okhaldhunga	13	0.01	4. Mahottari	15,017	6.90	4. Dhading	150	0.07	4. Myagdi	30	0.01
5. Khotang	19	0.01	5. Sarlahi	15,275	7.02	5. Nuwakot	126	0.06	5. Kaski	822	0.38
6. Bhojpur	27	0.01	6. Rautahat	13,019	5.98	6. Kathmandu	10,465	4.81	6. Lamjung	100	0.05
7. Dhankuta	92	0.04	7. Bara	9,932	4.56	7. Bhaktapur	2,070	0.95	7. Tanahu	217	0.10
8. Terhathum	22	0.01	8. Parsa	12,419	5.70	8. Lalitpur	3,965	1.82	8. Nawalparasi (East)	3,934	1.81
9. Panchthar	44	0.02				9. Kavrepalanchok	244	0.11	9. Syangja	92	0.04
10. Ilam	81	0.04				10. Ramechhap	51	0.02	10. Parbat	127	0.06
11. Jhapa	7,242	3.33				11. Sindhuli	461	0.21	11. Baglung	27	0.01
12. Morang	9,492	4.36				12. Makwanpur	998	0.46			
13. Sunsari	5,407	2.48				13. Chitawan	4,588	2.11			
14. Udayapur	1,181	0.54									
Total	23,718	10.89	Total	101,093	46.43	Total	23,246	10.68	Total	5,440	2.50
Lumbini			Karnali			Sudurpashim					
1. Rukum (East)	0	0.00	1. Dolpa	0	0.00	1. Bajura	16	0.01			
2. Rolpa	29	0.01	2. Mugu	0	0.00	2. Bajhang	0	0.00			
3. Pyuthan	55	0.03	3. Humla	0	0.00	3. Darchula	16	0.01			
4. Gulmi	31	0.01	4. Jumla	27	0.01	4. Baitadi	28	0.01			
5. Arghakhanchi	53	0.02	5. Kalikot	17	0.01	5. Dadeldhura	48	0.02			
6. Palpa	80	0.04	6. Dailekh	14	0.01	6. Doti	71	0.03			
7. Nawalparasi (West)	5,413	2.49	7. Jajarkot	11	0.01	7. Achham	0	0.00			
8. Rupandehi	17,799	8.17	8. Rukum (West)	11	0.01	8. Kailali	1,157	0.53			
9. Kapilbastu	17,604	8.09	9. Salyan	19	0.01	9. Kanchanpur	501	0.23			
10. Dang	5,473	2.51	10. Surkhet	208	0.10						
11. Banke	10,664	4.90									
12. Bardiya	4,891	2.25									
Total	62,092	28.52	Total	307	0.14	Total	1,837	0.84			

10. Mallaha (206,902)

Districts	N	%	Districts	N	%	Districts	N	%	Districts	N	%
Koshi			Madhesh			Bagmati			Gandaki		
1. Taplejung	0	0.00	1. Saptari	18,234	8.81	1. Dolakha	0	0.00	1. Gorkha	26	0.01
2. Sankhuwasabha	0	0.00	2. Siraha	21,160	10.23	2. Sindhupalchok	16	0.01	2. Manang	0	0.00
3. Solukhumbu	0	0.00	3. Dhanusa	12,138	5.87	3. Rasuwa	0	0.00	3. Mustang	0	0.00
4. Okhaldhunga	0	0.00	4. Mahottari	9,826	4.75	4. Dhading	41	0.02	4. Myagdi	10	0.00
5. Khotang	0	0.00	5. Sarlahi	25,924	12.53	5. Nuwakot	26	0.01	5. Kaski	66	0.03
6. Bhojpur	0	0.00	6. Rautahat	24,680	11.93	6. Kathmandu	490	0.24	6. Lamjung	0	0.00
7. Dhankuta	16	0.01	7. Bara	17,108	8.27	7. Bhaktapur	52	0.03	7. Tanahu	55	0.03
8. Terhathum	0	0.00	8. Parsa	12,568	6.07	8. Lalitpur	78	0.04	8. Nawalparasi (East)	231	0.11
9. Panchthar	12	0.01				9. Kavrepalanchok	13	0.01	9. Syangja	0	0.00
10. Ilam	38	0.02				10. Ramechhap	0	0.00	10. Parbat	0	0.00
11. Jhapa	2,526	1.22				11. Sindhuli	85	0.04	11. Baglung	0	0.00
12. Morang	15,442	7.46				12. Makwanpur	159	0.08			
13. Sunsari	6,009	2.90				13. Chitawan	825	0.40			
14. Udayapur	170	0.08									
Total	24,213	11.70	Total	141,638	68.46	Total	1,785	0.86	Total	388	0.19
Lumbini			Karnali			Sudurpashim					
1. Rukum (East)	0	0.00	1. Dolpa	0	0.00	1. Bajura	26	0.01			
2. Rolpa	14	0.01	2. Mugu	159	0.08	2. Bajhang	0	0.00			
3. Pyuthan	0	0.00	3. Humla	0	0.00	3. Darchula	0	0.00			
4. Gulmi	0	0.00	4. Jumla	0	0.00	4. Baitadi	0	0.00			
5. Arghakhanchi	0	0.00	5. Kalikot	0	0.00	5. Dadeldhura	0	0.00			
6. Palpa	0	0.00	6. Dailekh	17	0.01	6. Doti	0	0.00			
7. Nawalparasi (West)	2,273	1.10	7. Jajarkot	0	0.00	7. Achham	0	0.00			
8. Rupandehi	25,696	12.42	8. Rukum (West)	0	0.00	8. Kailali	58	0.03			
9. Kapilbastu	7,772	3.76	9. Salyan	0	0.00	9. Kanchanpur	0	0.00			
10. Dang	54	0.03	10. Surkhet	0	0.00						
11. Banke	587	0.28									
12. Bardiya	2,222	1.07									
Total	38,618	18.66	Total	176	0.09	Total	84	0.04			

11. Kewat (184,199)

Districts	N	%	Districts	N	%	Districts	N	%	N	%	
Koshi			Madhesh			Bagmati			Gandaki		
1. Taplejung	0	0.00	1. Saptari	1,681	0.91	1. Dolakha	0	0.00	1. Gorkha	24	0.01
2. Sankhuwasabha	0	0.00	2. Siraha	17,755	9.64	2. Sindhupalchok	0	0.00	2. Manang	0	0.00
3. Solukhumbu	0	0.00	3. Dhanusa	53,654	29.13	3. Rasuwa	0	0.00	3. Mustang	0	0.00
4. Okhaldhunga	0	0.00	4. Mahottari	8,750	4.75	4. Dhading	13	0.01	4. Myagdi	0	0.00
5. Khotang	11	0.01	5. Sarlahi	5,137	2.79	5. Nuwakot	0	0.00	5. Kaski	33	0.02
6. Bhojpur	0	0.00	6. Rautahat	295	0.16	6. Kathmandu	390	0.21	6. Lamjung	0	0.00
7. Dhankuta	0	0.00	7. Bara	884	0.48	7. Bhaktapur	117	0.06	7. Tanahu	17	0.01
8. Terhathum	0	0.00	8. Parsa	4,190	2.27	8. Lalitpur	117	0.06	8. Nawalparasi (East)	85	0.05
9. Panchthar	0	0.00				9. Kavrepalanchok	16	0.01	9. Syangja	17	0.01
10. Ilam	10	0.01				10. Ramechhap	0	0.00	10. Parbat	14	0.01
11. Jhapa	1,422	0.77				11. Sindhuli	28	0.02	11. Baglung	10	0.01
12. Morang	21,864	11.87				12. Makwanpur	42	0.02			
13. Sunsari	3,118	1.69				13. Chitawan	39	0.02			
14. Udayapur	298	0.16									
Total	26,723	14.51	Total	92,346	50.13	Total	762	0.41	Total	200	0.11
Lumbini			Karnali			Sudurpashim					
1. Rukum (East)	0	0.00	1. Dolpa	0	0.00	1. Bajura	0	0.00			
2. Rolpa	0	0.00	2. Mugu	0	0.00	2. Bajhang	0	0.00			
3. Pyuthan	0	0.00	3. Humla	0	0.00	3. Darchula	0	0.00			
4. Gulmi	0	0.00	4. Jumla	0	0.00	4. Baitadi	0	0.00			
5. Arghakhanchi	0	0.00	5. Kalikot	0	0.00	5. Dadeldhura	0	0.00			
6. Palpa	18	0.01	6. Dailekh	0	0.00	6. Doti	0	0.00			
7. Nawalparasi (West)	13,717	7.45	7. Jajarkot	0	0.00	7. Achham	0	0.00			
8. Rupandehi	29,633	16.09	8. Rukum (West)	0	0.00	8. Kailali	31	0.02			
9. Kapilbastu	15,794	8.57	9. Salyan	0	0.00	9. Kanchanpur	24	0.01			
10. Dang	14	0.01	10. Surkhet	16	0.01						
11. Banke	1,836	1.00									
12. Bardiya	3,085	1.67									
Total	64,097	34.80	Total	16	0.01	Total	55	0.03			

12. Kanu (152,817)

Districts	N	%	Districts	N	%	Districts	N	%	Districts	N	%
Koshi			Madhesh			Bagmati			Gandaki		
1. Taplejung	0	0.00	1. Saptari	80	0.05	1. Dolakha	0	0.00	1. Gorkha	11	0.01
2. Sankhuwasabha	22	0.01	2. Siraha	100	0.07	2. Sindhupalchok	20	0.01	2. Manang	0	0.00
3. Solukhumbu	0	0.00	3. Dhanusa	2,667	1.75	3. Rasuwa	0	0.00	3. Mustang	0	0.00
4. Okhaldhunga	0	0.00	4. Mahottari	8,342	5.46	4. Dhading	52	0.03	4. Myagdi	0	0.00
5. Khotang	0	0.00	5. Sarlahi	11,350	7.43	5. Nuwakot	39	0.03	5. Kaski	94	0.06
6. Bhojpur	0	0.00	6. Rautahat	38,500	25.19	6. Kathmandu	1,043	0.68	6. Lamjung	0	0.00
7. Dhankuta	0	0.00	7. Bara	37,211	24.35	7. Bhaktapur	108	0.07	7. Tanahu	37	0.02
8. Terhathum	12	0.01	8. Parsa	40,838	26.72	8. Lalitpur	269	0.18	8. Nawalparasi (East)	273	0.18
9. Panchthar	0	0.00				9. Kavrepalanchok	42	0.03	9. Syangja	0	0.00
10. Ilam	54	0.04				10. Ramechhap	0	0.00	10. Parbat	22	0.01
11. Jhapa	446	0.29				11. Sindhuli	53	0.03	11. Baglung	13	0.01
12. Morang	81	0.05				12. Makwanpur	614	0.40			
13. Sunsari	264	0.17				13. Chitawan	1,464	0.96			
14. Udayapur	44	0.03									
Total	923	0.60	Total	139,088	91.02	Total	3,704	2.42	Total	450	0.29
Lumbini			Karnali			Sudurpashim					
1. Rukum (East)	0	0.00	1. Dolpa	0	0.00	1. Bajura	0	0.00			
2. Rolpa	0	0.00	2. Mugu	0	0.00	2. Bajhang	0	0.00			
3. Pyuthan	0	0.00	3. Humla	0	0.00	3. Darchula	0	0.00			
4. Gulmi	0	0.00	4. Jumla	0	0.00	4. Baitadi	0	0.00			
5. Arghakhanchi	0	0.00	5. Kalikot	0	0.00	5. Dadeldhura	0	0.00			
6. Palpa	41	0.03	6. Dailekh	0	0.00	6. Doti	0	0.00			
7. Nawalparasi (West)	803	0.53	7. Jajarkot	0	0.00	7. Achham	0	0.00			
8. Rupandehi	3,901	2.55	8. Rukum (West)	0	0.00	8. Kailali	19	0.01			
9. Kapilbastu	1,093	0.72	9. Salyan	11	0.01	9. Kanchanpur	0	0.00			
10. Dang	34	0.02	10. Surkhet	21	0.01						
11. Banke	2,671	1.75									
12. Bardiya	58	0.04									
Total	8,601	5.63	Total	32	0.02	Total	19	0.01			

13. Hajam/Thankur (136,461)

Districts	N	%	Districts	N	%	Districts	N	%	N	%	
Koshi			Madhesh			Bagmati			Gandaki		
1. Taplejung	33	0.02	1. Saptari	10,242	7.51	1. Dolakha	77	0.06	1. Gorkha	48	0.04
2. Sankhuwasabha	38	0.03	2. Siraha	11,506	8.43	2. Sindhupalchok	59	0.04	2. Manang	0	0.00
3. Solukhumbu	19	0.01	3. Dhanusa	14,543	10.66	3. Rasuwa	25	0.02	3. Mustang	13	0.01
4. Okhaldhunga	0	0.00	4. Mahottari	10,168	7.45	4. Dhading	164	0.12	4. Myagdi	15	0.01
5. Khotang	52	0.04	5. Sarlahi	13,315	9.76	5. Nuwakot	74	0.05	5. Kaski	357	0.26
6. Bhojpur	22	0.02	6. Rautahat	10,977	8.04	6. Kathmandu	3,478	2.55	6. Lamjung	27	0.02
7. Dhankuta	77	0.06	7. Bara	8,878	6.51	7. Bhaktapur	746	0.55	7. Tanahu	102	0.07
8. Terhathum	38	0.03	8. Parsa	9,175	6.72	8. Lalitpur	881	0.65	8. Nawalparasi (East)	220	0.16
9. Panchthar	16	0.01				9. Kavrepalanchok	176	0.13	9. Syangja	35	0.03
10. Ilam	97	0.07				10. Ramechhap	57	0.04	10. Parbat	26	0.02
11. Jhapa	3,283	2.41				11. Sindhuli	338	0.25	11. Baglung	54	0.04
12. Morang	6,663	4.88				12. Makwanpur	417	0.31			
13. Sunsari	4,555	3.34				13. Chitawan	746	0.55			
14. Udayapur	549	0.40									
Total	15,442	11.32	Total	88,804	65.08	Total	7,238	5.30	Total	897	0.66
Lumbini			Karnali			Sudurpashim					
1. Rukum (East)	11	0.01	1. Dolpa	0	0.00	1. Bajura	0	0.00			
2. Rolpa	80	0.06	2. Mugu	0	0.00	2. Bajhang	17	0.01			
3. Pyuthan	43	0.03	3. Humla	0	0.00	3. Darchula	0	0.00			
4. Gulmi	41	0.03	4. Jumla	19	0.01	4. Baitadi	0	0.00			
5. Arghakhanchi	56	0.04	5. Kalikot	0	0.00	5. Dadeldhura	21	0.02			
6. Palpa	77	0.06	6. Dailekh	31	0.02	6. Doti	36	0.03			
7. Nawalparasi (West)	4,005	2.93	7. Jajarkot	21	0.02	7. Achham	11	0.01			
8. Rupandehi	7,614	5.58	8. Rukum (West)	0	0.00	8. Kailali	239	0.18			
9. Kapilbastu	6,982	5.12	9. Salyan	20	0.01	9. Kanchanpur	111	0.08			
10. Dang	124	0.09	10. Surkhet	147	0.11						
11. Banke	3,844	2.82									
12. Bardiya	530	0.39									
Total	23,407	17.15	Total	238	0.17	Total	435	0.32			

14. Kalwar (134,848)

Districts	N	%	Districts	N	%	Districts	N	%	Districts	N	%
Koshi			Madhesh			Bagmati			Gandaki		
1. Taplejung	0	0.00	1. Saptari	5,373	3.98	1. Dolakha	0	0.00	1. Gorkha	76	0.06
2. Sankhuwasabha	0	0.00	2. Siraha	3,231	2.40	2. Sindhupalchok	24	0.02	2. Manang	0	0.00
3. Solukhumbu	0	0.00	3. Dhanusa	8,002	5.93	3. Rasuwa	19	0.01	3. Mustang	0	0.00
4. Okhaldhunga	0	0.00	4. Mahottari	10,220	7.58	4. Dhading	153	0.11	4. Myagdi	0	0.00
5. Khotang	13	0.01	5. Sarlahi	19,034	14.12	5. Nuwakot	85	0.06	5. Kaski	594	0.44
6. Bhojpur	0	0.00	6. Rautahat	23,595	17.50	6. Kathmandu	4,098	3.04	6. Lamjung	72	0.05
7. Dhankuta	24	0.02	7. Bara	20,194	14.98	7. Bhaktapur	338	0.25	7. Tanahu	37	0.03
8. Terhathum	0	0.00	8. Parsa	12,211	9.06	8. Lalitpur	1,493	1.11	8. Nawalparasi (East)	153	0.11
9. Panchthar	0	0.00				9. Kavrepalanchok	84	0.06	9. Syangja	33	0.02
10. Ilam	11	0.01				10. Ramechhap	19	0.01	10. Parbat	13	0.01
11. Jhapa	1,731	1.28				11. Sindhuli	360	0.27	11. Baglung	10	0.01
12. Morang	3,082	2.29				12. Makwanpur	569	0.42			
13. Sunsari	2,375	1.76				13. Chitawan	1,153	0.86			
14. Udayapur	524	0.39									
Total	7,760	5.75	Total	101,860	75.54	Total	8,395	6.23	Total	988	0.73
Lumbini			Karnali			Sudurpashim					
1. Rukum (East)	0	0.00	1. Dolpa	0	0.00	1. Bajura	0	0.00			
2. Rolpa	16	0.01	2. Mugu	0	0.00	2. Bajhang	0	0.00			
3. Pyuthan	13	0.01	3. Humla	0	0.00	3. Darchula	0	0.00			
4. Gulmi	0	0.00	4. Jumla	0	0.00	4. Baitadi	0	0.00			
5. Arghakhanchi	0	0.00	5. Kalikot	0	0.00	5. Dadeldhura	0	0.00			
6. Palpa	39	0.03	6. Dailekh	0	0.00	6. Doti	0	0.00			
7. Nawalparasi (West)	1,922	1.43	7. Jajarkot	0	0.00	7. Achham	12	0.01			
8. Rupandehi	6,295	4.67	8. Rukum (West)	0	0.00	8. Kailali	42	0.03			
9. Kapilbastu	5,644	4.19	9. Salyan	0	0.00	9. Kanchanpur	0	0.00			
10. Dang	180	0.13	10. Surkhet	0	0.00						
11. Banke	1,524	1.13									
12. Bardiya	158	0.12									
Total	15,791	11.71	Total	0	0.00	Total	54	0.04			

15. Nuniya (108,627)

Districts	N	%	Districts	N	%	Districts	N	%	Districts	N	%
Koshi			Madhesh			Bagmati			Gandaki		
1. Taplejung	0	0.00	1. Saptari	2,367	2.18	1. Dolakha	0	0.00	1. Gorkha	60	0.06
2. Sankhuwasabha	0	0.00	2. Siraha	935	0.86	2. Sindhupalchok	12	0.01	2. Manang	0	0.00
3. Solukhumbu	0	0.00	3. Dhanusa	7,510	6.91	3. Rasuwa	0	0.00	3. Mustang	0	0.00
4. Okhaldhunga	0	0.00	4. Mahottari	15,829	14.57	4. Dhading	0	0.00	4. Myagdi	0	0.00
5. Khotang	0	0.00	5. Sarlahi	10,847	9.99	5. Nuwakot	0	0.00	5. Kaski	48	0.04
6. Bhojpur	0	0.00	6. Rautahat	13,448	12.38	6. Kathmandu	302	0.28	6. Lamjung	0	0.00
7. Dhankuta	0	0.00	7. Bara	10,664	9.82	7. Bhaktapur	33	0.03	7. Tanahu	31	0.03
8. Terhathum	0	0.00	8. Parsa	11,376	10.47	8. Lalitpur	51	0.05	8. Nawalparasi (East)	47	0.04
9. Panchthar	0	0.00				9. Kavrepalanchok	0	0.00	9. Syangja	0	0.00
10. Ilam	0	0.00				10. Ramechhap	0	0.00	10. Parbat	0	0.00
11. Jhapa	2,750	2.53				11. Sindhuli	17	0.02	11. Baglung	0	0.00
12. Morang	9,296	8.56				12. Makwanpur	44	0.04			
13. Sunsari	1,541	1.42				13. Chitawan	238	0.22			
14. Udayapur	104	0.10									
Total	13,691	12.60	Total	72,976	67.18	Total	697	0.64	Total	186	0.17
Lumbini			Karnali			Sudurpashim					
1. Rukum (East)	0	0.00	1. Dolpa	0	0.00	1. Bajura	0	0.00			
2. Rolpa	0	0.00	2. Mugu	0	0.00	2. Bajhang	0	0.00			
3. Pyuthan	0	0.00	3. Humla	0	0.00	3. Darchula	0	0.00			
4. Gulmi	0	0.00	4. Jumla	0	0.00	4. Baitadi	0	0.00			
5. Arghakhanchi	0	0.00	5. Kalikot	0	0.00	5. Dadeldhura	0	0.00			
6. Palpa	0	0.00	6. Dailekh	0	0.00	6. Doti	0	0.00			
7. Nawalparasi (West)	3,659	3.37	7. Jajarkot	0	0.00	7. Achham	0	0.00			
8. Rupandehi	4,594	4.23	8. Rukum (West)	0	0.00	8. Kailali	1,282	1.18			
9. Kapilbastu	7,098	6.53	9. Salyan	0	0.00	9. Kanchanpur	11	0.01			
10. Dang	0	0.00	10. Surkhet	16	0.01						
11. Banke	3,745	3.45									
12. Bardiya	672	0.62									
Total	19,768	18.20	Total	16	0.01	Total	1,293	1.19			

16. Sudhi (107,293)

Districts	N	%	Districts	N	%	Districts	N	%	Districts	N	%
Koshi			Madhesh			Bagmati			Gandaki		
1. Taplejung	0	0.00	1. Saptari	2491	2.32	1. Dolakha	20	0.02	1. Gorkha	0	0.00
2. Sankhuwasabha	0	0.00	2. Siraha	21,739	20.26	2. Sindhupalchok	14	0.01	2. Manang	0	0.00
3. Solukhumbu	14	0.01	3. Dhanusa	37,620	35.06	3. Rasuwa	0	0.00	3. Mustang	0	0.00
4. Okhaldhunga	13	0.01	4. Mahottari	16,170	15.07	4. Dhading	0	0.00	4. Myagdi	0	0.00
5. Khotang	0	0.00	5. Sarlahi	8,277	7.71	5. Nuwakot	0	0.00	5. Kaski	42	0.04
6. Bhojpur	0	0.00	6. Rautahat	3,155	2.94	6. Kathmandu	1,798	1.68	6. Lamjung	0	0.00
7. Dhankuta	0	0.00	7. Bara	165	0.15	7. Bhaktapur	433	0.40	7. Tanahu	0	0.00
8. Terhathum	0	0.00	8. Parsa	279	0.26	8. Lalitpur	941	0.88	8. Nawalparasi (East)	32	0.03
9. Panchthar	0	0.00				9. Kavrepalanchok	25	0.02	9. Syangja	0	0.00
10. Ilam	0	0.00				10. Ramechhap	11	0.01	10. Parbat	0	0.00
11. Jhapa	1,696	1.58				11. Sindhuli	868	0.81	11. Baglung	0	0.00
12. Morang	8,189	7.63				12. Makwanpur	97	0.09			
13. Sunsari	1,618	1.51				13. Chitawan	139	0.13			
14. Udayapur	608	0.57									
Total	12,138	11.31	Total	89,896	83.79	Total	4,346	4.05	Total	74	0.07
Lumbini			Karnali			Sudurpashim					
1. Rukum (East)	0	0.00	1. Dolpa	0	0.00	1. Bajura	0	0.00			
2. Rolpa	0	0.00	2. Mugu	0	0.00	2. Bajhang	0	0.00			
3. Pyuthan	0	0.00	3. Humla	0	0.00	3. Darchula	0	0.00			
4. Gulmi	0	0.00	4. Jumla	0	0.00	4. Baitadi	0	0.00			
5. Arghakhanchi	0	0.00	5. Kalikot	0	0.00	5. Dadeldhura	28	0.03			
6. Palpa	12	0.01	6. Dailekh	0	0.00	6. Doti	0	0.00			
7. Nawalparasi (West)	0	0.00	7. Jajarkot	0	0.00	7. Achham	0	0.00			
8. Rupandehi	260	0.24	8. Rukum (West)	0	0.00	8. Kailali	71	0.07			
9. Kapilbastu	284	0.26	9. Salyan	0	0.00	9. Kanchanpur	0	0.00			
10. Dang	10	0.01	10. Surkhet	0	0.00						
11. Banke	11	0.01									
12. Bardiya	163	0.15									
Total	740	0.69	Total	0	0.00	Total	99	0.09			

17. Lohar (100,678)

Districts	N	%	Districts	N	%	Districts	N	%	N	%	
Koshi			Madhesh			Bagmati			Gandaki		
1. Taplejung	0	0.00	1. Saptari	1,245	1.24	1. Dolakha	0	0.00	1. Gorkha	0	0.00
2. Sankhuwasabha	0	0.00	2. Siraha	1,374	1.36	2. Sindhupalchok	0	0.00	2. Manang	0	0.00
3. Solukhumbu	0	0.00	3. Dhanusa	10,053	9.99	3. Rasuwa	0	0.00	3. Mustang	0	0.00
4. Okhaldhunga	0	0.00	4. Mahottari	9,151	9.09	4. Dhading	0	0.00	4. Myagdi	0	0.00
5. Khotang	0	0.00	5. Sarlahi	13,275	13.19	5. Nuwakot	0	0.00	5. Kaski	0	0.00
6. Bhojpur	0	0.00	6. Rautahat	15,232	15.13	6. Kathmandu	941	0.93	6. Lamjung	0	0.00
7. Dhankuta	0	0.00	7. Bara	8,956	8.90	7. Bhaktapur	161	0.16	7. Tanahu	0	0.00
8. Terhathum	0	0.00	8. Parsa	7,340	7.29	8. Lalitpur	468	0.46	8. Nawalparasi (East)	0	0.00
9. Panchthar	0	0.00				9. Kavrepalanchok	0	0.00	9. Syangja	0	0.00
10. Ilam	106	0.11				10. Ramechhap	0	0.00	10. Parbat	0	0.00
11. Jhapa	1,106	1.10				11. Sindhuli	92	0.09	11. Baglung	0	0.00
12. Morang	1,596	1.59				12. Makwanpur	235	0.23			
13. Sunsari	911	0.90				13. Chitawan	199	0.20			
14. Udayapur	102	0.10									
Total	3,821	3.80	Total	66,626	66.18	Total	2,096	2.08	Total	0	0.00
Lumbini			Karnali			Sudurpashim					
1. Rukum (East)	0	0.00	1. Dolpa	0	0.00	1. Bajura	Sudurpashim				
2. Rolpa	0	0.00	2. Mugu	0	0.00	2. Bajhang	0	0.00			
3. Pyuthan	0	0.00	3. Humla	0	0.00	3. Darchula	0	0.00			
4. Gulmi	0	0.00	4. Jumla	0	0.00	4. Baitadi	0	0.00			
5. Arghakhanchi	0	0.00	5. Kalikot	0	0.00	5. Dadeldhura	0	0.00			
6. Palpa	0	0.00	6. Dailekh	0	0.00	6. Doti	0	0.00			
7. Nawalparasi (West)	2,486	2.47	7. Jajarkot	0	0.00	7. Achham	0	0.00			
8. Rupandehi	5,797	5.76	8. Rukum (West)	0	0.00	8. Kailali	0	0.00			
9. Kapilbastu	5,154	5.12	9. Salyan	0	0.00	9. Kanchanpur	0	0.00			
10. Dang	130	0.13	10. Surkhet	0	0.00		12,286	12.20			
11. Banke	1,513	1.50									
12. Bardiya	769	0.76									
Total	15,849	15.74	Total	0	0.00	Total	12,286	12.20			

18. Bin (96,898)

Districts	N	%	Districts	N	%	Districts	N	%	Districts	N	%
Koshi			Madhesh			Bagmati			Gandaki		
1. Taplejung	0	0.00	1. Saptari	48	0.05	1. Dolakha	12	0.01	1. Gorkha	14	0.01
2. Sankhuwasabha	19	0.02	2. Siraha	1,657	1.71	2. Sindhupalchok	0	0.00	2. Manang	0	0.00
3. Solukhumbu	0	0.00	3. Dhanusa	26,798	27.66	3. Rasuwa	0	0.00	3. Mustang	0	0.00
4. Okhaldhunga	0	0.00	4. Mahottari	12,154	12.54	4. Dhading	0	0.00	4. Myagdi	0	0.00
5. Khotang	0	0.00	5. Sarlahi	12,263	12.66	5. Nuwakot	19	0.02	5. Kaski	42	0.04
6. Bhojpur	0	0.00	6. Rautahat	12,742	13.15	6. Kathmandu	195	0.20	6. Lamjung	14	0.01
7. Dhankuta	0	0.00	7. Bara	13,690	14.13	7. Bhaktapur	32	0.03	7. Tanahu	63	0.07
8. Terhathum	0	0.00	8. Parsa	10,130	10.45	8. Lalitpur	34	0.04	8. Nawalparasi (East)	151	0.16
9. Panchthar	0	0.00				9. Kavrepalanchok	19	0.02	9. Syangja	0	0.00
10. Ilam	0	0.00				10. Ramechhap	0	0.00	10. Parbat	0	0.00
11. Jhapa	564	0.58				11. Sindhuli	10	0.01	11. Baglung	15	0.02
12. Morang	2,649	2.73				12. Makwanpur	83	0.09			
13. Sunsari	228	0.24				13. Chitawan	388	0.40			
14. Udayapur	44	0.05									
Total	3,504	3.62	Total	89,482	92.35	Total	792	0.82	Total	299	0.31
Lumbini			Karnali			Sudurpashim					
1. Rukum (East)	0	0.00	1. Dolpa	0	0.00	1. Bajura	0	0.00			
2. Rolpa	0	0.00	2. Mugu	0	0.00	2. Bajhang	0	0.00			
3. Pyuthan	0	0.00	3. Humla	0	0.00	3. Darchula	0	0.00			
4. Gulmi	46	0.05	4. Jumla	0	0.00	4. Baitadi	0	0.00			
5. Arghakhanchi	0	0.00	5. Kalikot	0	0.00	5. Dadeldhura	0	0.00			
6. Palpa	0	0.00	6. Dailekh	0	0.00	6. Doti	0	0.00			
7. Nawalparasi (West)	2,558	2.64	7. Jajarkot	0	0.00	7. Achham	0	0.00			
8. Rupandehi	65	0.07	8. Rukum (West)	0	0.00	8. Kailali	22	0.02			
9. Kapilbastu	35	0.04	9. Salyan	0	0.00	9. Kanchanpur	10	0.01			
10. Dang	63	0.07	10. Surkhet	0	0.00						
11. Banke	12	0.01									
12. Bardiya	10	0.01									
Total	2,789	2.88	Total	0	0.00	Total	32	0.03			

19. Kumhar (95,716)

Districts	N	%	Districts	N	%	Districts	N	%	Districts	N	%
Koshi			Madhesh			Bagmati			Gandaki		
1. Taplejung	0	0.00	1. Saptari	6,807	7.11	1. Dolakha	0	0.00	1. Gorkha	0	0.00
2. Sankhuwasabha	0	0.00	2. Siraha	3,130	3.27	2. Sindhupalchok	0	0.00	2. Manang	0	0.00
3. Solukhumbu	0	0.00	3. Dhanusa	9,525	9.95	3. Rasuwa	0	0.00	3. Mustang	0	0.00
4. Okhaldhunga	0	0.00	4. Mahottari	5,055	5.28	4. Dhading	0	0.00	4. Myagdi	0	0.00
5. Khotang	0	0.00	5. Sarlahi	11,526	12.04	5. Nuwakot	0	0.00	5. Kaski	0	0.00
6. Bhojpur	0	0.00	6. Rautahat	15,687	16.39	6. Kathmandu	353	0.37	6. Lamjung	0	0.00
7. Dhankuta	0	0.00	7. Bara	13,745	14.36	7. Bhaktapur	75	0.08	7. Tanahu	0	0.00
8. Terhathum	0	0.00	8. Parsa	6,979	7.29	8. Lalitpur	142	0.15	8. Nawalparasi (East)	0	0.00
9. Panchthar	0	0.00				9. Kavrepalanchok	0	0.00	9. Syangja	0	0.00
10. Ilam	0	0.00				10. Ramechhap	0	0.00	10. Parbat	0	0.00
11. Jhapa	144	0.15				11. Sindhuli	29	0.03	11. Baglung	0	0.00
12. Morang	1,508	1.58				12. Makwanpur	75	0.08			
13. Sunsari	3,420	3.57				13. Chitawan	85	0.09			
14. Udayapur	24	0.03									
Total	5,096	5.32	Total			Total	759	0.79	Total	0	0.00
Lumbini			Karnali			Sudurpashim					
1. Rukum (East)	0	0.00	1. Dolpa	0	0.00	1. Bajura	0	0.00			
2. Rolpa	0	0.00	2. Mugu	0	0.00	2. Bajhang	0	0.00			
3. Pyuthan	0	0.00	3. Humla	0	0.00	3. Darchula	0	0.00			
4. Gulmi	0	0.00	4. Jumla	0	0.00	4. Baitadi	0	0.00			
5. Arghakhanchi	0	0.00	5. Kalikot	0	0.00	5. Dadeldhura	0	0.00			
6. Palpa	0	0.00	6. Dailekh	0	0.00	6. Doti	0	0.00			
7. Nawalparasi (West)	1,620	1.69	7. Jajarkot	0	0.00	7. Achham	0	0.00			
8. Rupandehi	6,986	7.30	8. Rukum (West)	0	0.00	8. Kailali	0	0.00			
9. Kapilbastu	6,229	6.51	9. Salyan	0	0.00	9. Kanchanpur	0	0.00			
10. Dang	326	0.34	10. Surkhet	0	0.00						
11. Banke	2,219	2.32									
12. Bardiya	27	0.03									
Total	17,407	18.19	Total	0	0.00	Total	0	0.00			

20. Sonar (93,352)

Districts	N	%	Districts	N	%	Districts	N	%	Districts	N	%
Koshi			Madhesh			Bagmati			Gandaki		
1. Taplejung	0	0.00	1. Saptari	2,431	2.60	1. Dolakha	12	0.01	1. Gorkha	31	0.03
2. Sankhuwasabha	12	0.01	2. Siraha	3,473	3.72	2. Sindhupalchok	84	0.09	2. Manang	0	0.00
3. Solukhumbu	0	0.00	3. Dhanusa	9,496	10.17	3. Rasuwa	0	0.00	3. Mustang	0	0.00
4. Okhaldhunga	26	0.03	4. Mahottari	9,407	10.08	4. Dhading	164	0.18	4. Myagdi	72	0.08
5. Khotang	35	0.04	5. Sarlahi	10,177	10.90	5. Nuwakot	145	0.16	5. Kaski	1,091	1.17
6. Bhojpur	0	0.00	6. Rautahat	8,795	9.42	6. Kathmandu	2,980	3.19	6. Lamjung	0	0.00
7. Dhankuta	10	0.01	7. Bara	7,812	8.37	7. Bhaktapur	178	0.19	7. Tanahu	293	0.31
8. Terhathum	0	0.00	8. Parsa	10,592	11.35	8. Lalitpur	510	0.55	8. Nawalparasi (East)	282	0.30
9. Panchthar	0	0.00				9. Kavrepalanchok	26	0.03	9. Syangja	93	0.10
10. Ilam	0	0.00				10. Ramechhap	20	0.02	10. Parbat	147	0.16
11. Jhapa	1,271	1.36				11. Sindhuli	187	0.20	11. Baglung	138	0.15
12. Morang	3,756	4.02				12. Makwanpur	464	0.50			
13. Sunsari	1,781	1.91				13. Chitawan	827	0.89			
14. Udayapur	376	0.40									
Total	7,267	7.78	Total	62,183	66.61	Total	5,597	6.00	Total	2,147	2.30
Lumbini			Karnali			Sudurpashim					
1. Rukum (East)	99	0.11	1. Dolpa	14	0.01	1. Bajura	25	0.03			
2. Rolpa	63	0.07	2. Mugu	12	0.01	2. Bajhang	38	0.04			
3. Pyuthan	50	0.05	3. Humla	298	0.32	3. Darchula	14	0.01			
4. Gulmi	90	0.10	4. Jumla	284	0.30	4. Baitadi	17	0.02			
5. Arghakhanchi	75	0.08	5. Kalikot	29	0.03	5. Dadeldhura	102	0.11			
6. Palpa	131	0.14	6. Dailekh	294	0.31	6. Doti	299	0.32			
7. Nawalparasi (West)	1,388	1.49	7. Jajarkot	154	0.16	7. Achham	296	0.32			
8. Rupandehi	2,563	2.75	8. Rukum (West)	57	0.06	8. Kailali	1,485	1.59			
9. Kapilbastu	1,884	2.02	9. Salyan	201	0.22	9. Kanchanpur	1,190	1.27			
10. Dang	1,129	1.21	10. Surkhet	406	0.43						
11. Banke	2,884	3.09									
12. Bardiya	587	0.63									
Total	10,943	11.72	Total	1,749	1.87	Total	3,466	3.71			

21. Haluwai (71,710)

Districts	N	%	Districts	N	%	Districts	N	%	Districts	N	%
Koshi			Madhesh			Bagmati			Gandaki		
1. Taplejung	10	0.01	1. Saptari	10,364	14.45	1. Dolakha	0	0.00	1. Gorkha	15	0.02
2. Sankhuwasabha	0	0.00	2. Siraha	13,710	19.12	2. Sindhupalchok	0	0.00	2. Manang	0	0.00
3. Solukhumbu	0	0.00	3. Dhanusa	12,064	16.82	3. Rasuwa	0	0.00	3. Mustang	0	0.00
4. Okhaldhunga	12	0.02	4. Mahottari	4,851	6.76	4. Dhading	14	0.02	4. Myagdi	0	0.00
5. Khotang	18	0.03	5. Sarlahi	3,679	5.13	5. Nuwakot	10	0.01	5. Kaski	52	0.07
6. Bhojpur	18	0.03	6. Rautahat	225	0.31	6. Kathmandu	686	0.96	6. Lamjung	0	0.00
7. Dhankuta	33	0.05	7. Bara	168	0.23	7. Bhaktapur	166	0.23	7. Tanahu	31	0.04
8. Terhathum	15	0.02	8. Parsa	383	0.53	8. Lalitpur	206	0.29	8. Nawalparasi (East)	26	0.04
9. Panchthar	0	0.00				9. Kavrepalanchok	19	0.03	9. Syangja	0	0.00
10. Ilam	33	0.05				10. Ramechhap	12	0.02	10. Parbat	0	0.00
11. Jhapa	3,312	4.62				11. Sindhuli	167	0.23	11. Baglung	0	0.00
12. Morang	8,257	11.51				12. Makwanpur	81	0.11			
13. Sunsari	8,727	12.17				13. Chitawan	167	0.23			
14. Udayapur	816	1.14									
Total	21,251	29.63	Total	45,444	63.37	Total	1,528	2.13	Total	124	0.17
Lumbini			Karnali			Sudurpashim					
1. Rukum (East)	0	0.00	1. Dolpa	0	0.00	1. Bajura	0	0.00			
2. Rolpa	33	0.05	2. Mugu	0	0.00	2. Bajhang	0	0.00			
3. Pyuthan	0	0.00	3. Humla	0	0.00	3. Darchula	0	0.00			
4. Gulmi	10	0.01	4. Jumla	0	0.00	4. Baitadi	0	0.00			
5. Arghakhanchi	0	0.00	5. Kalikot	0	0.00	5. Dadeladhura	0	0.00			
6. Palpa	0	0.00	6. Dailekh	0	0.00	6. Doti	0	0.00			
7. Nawalparasi (West)	339	0.47	7. Jajarkot	0	0.00	7. Achham	0	0.00			
8. Rupandehi	716	1.00	8. Rukum (West)	0	0.00	8. Kailali	98	0.14			
9. Kapilbastu	480	0.67	9. Salyan	0	0.00	9. Kanchanpur	0	0.00			
10. Dang	143	0.20	10. Surkhet	27	0.04						
11. Banke	1,096	1.53									
12. Bardiya	421	0.59									
Total	3,238	4.52	Total	27	0.04	Total	98	0.14			

22. Baraee (67,938)

Districts	N	%	Districts	N	%	Districts	N	%	Districts	N	%
Koshi			Madhesh			Bagmati			Gandaki		
1. Taplejung	0	0.00	1. Saptari	2,835	4.17	1. Dolakha	0	0.00	1. Gorkha	0	0.00
2. Sankhuwasabha	0	0.00	2. Siraha	3,308	4.87	2. Sindhupalchok	0	0.00	2. Manang	0	0.00
3. Solukhumbu	0	0.00	3. Dhanusa	6,103	8.98	3. Rasuwa	0	0.00	3. Mustang	0	0.00
4. Okhaldhunga	0	0.00	4. Mahottari	5,373	7.91	4. Dhading	0	0.00	4. Myagdi	0	0.00
5. Khotang	0	0.00	5. Sarlahi	5,325	7.84	5. Nuwakot	0	0.00	5. Kaski	72	0.11
6. Bhojpur	0	0.00	6. Rautahat	4,381	6.45	6. Kathmandu	555	0.82	6. Lamjung	0	0.00
7. Dhankuta	0	0.00	7. Bara	7,082	10.42	7. Bhaktapur	66	0.10	7. Tanahu	20	0.03
8. Terhathum	10	0.01	8. Parsa	12,692	18.68	8. Lalitpur	164	0.24	8. Nawalparasi (East)	89	0.13
9. Panchthar	0	0.00				9. Kavrepalanchok	12	0.02	9. Syangja	0	0.00
10. Ilam	16	0.02				10. Ramechhap	0	0.00	10. Parbat	0	0.00
11. Jhapa	873	1.28				11. Sindhuli	20	0.03	11. Baglung	0	0.00
12. Morang	1,441	2.12				12. Makwanpur	116	0.17			
13. Sunsari	717	1.06				13. Chitawan	104	0.15			
14. Udayapur	55	0.08									
Total	3,112	4.58	Total	47,099	69.33	Total	1,037	1.53	Total	181	0.27
Lumbini			Karnali			Sudurpashim					
1. Rukum (East)	0	0.00	1. Dolpa	0	0.00	1. Bajura	0	0.00			
2. Rolpa	0	0.00	2. Mugu	0	0.00	2. Bajhang	0	0.00			
3. Pyuthan	0	0.00	3. Humla	0	0.00	3. Darchula	0	0.00			
4. Gulmi	0	0.00	4. Jumla	0	0.00	4. Baitadi	0	0.00			
5. Arghakhanchi	0	0.00	5. Kalikot	0	0.00	5. Dadeldhura	0	0.00			
6. Palpa	0	0.00	6. Dailekh	0	0.00	6. Doti	0	0.00			
7. Nawalparasi (West)	834	1.23	7. Jajarkot	0	0.00	7. Achham	0	0.00			
8. Rupandehi	7,582	11.16	8. Rukum (West)	0	0.00	8. Kailali	18	0.03			
9. Kapilbastu	7,134	10.50	9. Salyan	0	0.00	9. Kanchanpur	27	0.04			
10. Dang	16	0.02	10. Surkhet	0	0.00						
11. Banke	873	1.28									
12. Bardiya	25	0.04									
Total	16,464	24.23	Total	0	0.00	Total	45	0.07			

23. Kahar (59,770)

Districts	N	%	Districts	N	%	Districts	N	%	N	%	
Koshi			Madhesh			Bagmati			Gandaki		
1. Taplejung	0	0.00	1. Saptari	33	0.06	1. Dolakha	0	0.00	1. Gorkha	0	0.00
2. Sankhuwasabha	0	0.00	2. Siraha	55	0.09	2. Sindhupalchok	0	0.00	2. Manang	0	0.00
3. Solukhumbu	0	0.00	3. Dhanusa	29	0.05	3. Rasuwa	0	0.00	3. Mustang	0	0.00
4. Okhaldhunga	0	0.00	4. Mahottari	86	0.14	4. Dhading	0	0.00	4. Myagdi	0	0.00
5. Khotang	0	0.00	5. Sarlahi	982	1.64	5. Nuwakot	0	0.00	5. Kaski	27	0.05
6. Bhojpur	0	0.00	6. Rautahat	3,352	5.61	6. Kathmandu	195	0.33	6. Lamjung	0	0.00
7. Dhankuta	0	0.00	7. Bara	2,502	4.19	7. Bhaktapur	10	0.02	7. Tanahu	0	0.00
8. Terhathum	0	0.00	8. Parsa	4,976	8.33	8. Lalitpur	47	0.08	8. Nawalparasi (East)	91	0.15
9. Panchthar	0	0.00				9. Kavrepalanchok	0	0.00	9. Syangja	0	0.00
10. Ilam	0	0.00				10. Ramechhap	0	0.00	10. Parbat	0	0.00
11. Jhapa	943	1.58				11. Sindhuli	0	0.00	11. Baglung	0	0.00
12. Morang	629	1.05				12. Makwanpur	15	0.03			
13. Sunsari	66	0.11				13. Chitawan	27	0.05			
14. Udayapur	0	0.00									
Total	1,638	2.74	Total	12,015	20.10	Total	294	0.49	Total	118	0.20
Lumbini			Karnali			Sudurpashim					
1. Rukum (East)	0	0.00	1. Dolpa	0	0.00	1. Bajura	0	0.00			
2. Rolpa	0	0.00	2. Mugu	0	0.00	2. Bajhang	0	0.00			
3. Pyuthan	0	0.00	3. Humla	0	0.00	3. Darchula	0	0.00			
4. Gulmi	16	0.03	4. Jumla	0	0.00	4. Baitadi	0	0.00			
5. Arghakhanchi	14	0.02	5. Kalikot	0	0.00	5. Dadeldhura	0	0.00			
6. Palpa	0	0.00	6. Dailekh	0	0.00	6. Doti	0	0.00			
7. Nawalparasi (West)	7,271	12.16	7. Jajarkot	0	0.00	7. Achham	0	0.00			
8. Rupandehi	18,852	31.54	8. Rukum (West)	0	0.00	8. Kailali	0	0.00			
9. Kapilbastu	16,344	27.34	9. Salyan	0	0.00	9. Kanchanpur	0	0.00			
10. Dang	43	0.07	10. Surkhet	0	0.00						
11. Banke	3,075	5.14									
12. Bardiya	90	0.15									
Total	45,705	76.47	Total	0	0.00	Total	0	0.00			

24. Baniyan (53,575)

Districts	N	%	Districts	N	%	Districts	N	%	Districts	N	%
Koshi			Madhesh			Bagmati			Gandaki		
1. Taplejung	0	0.00	1. Saptari	990	1.85	1. Dolakha	0	0.00	1. Gorkha	0	0.00
2. Sankhuwasabha	0	0.00	2. Siraha	1,170	2.18	2. Sindhupalchok	0	0.00	2. Manang	0	0.00
3. Solukhumbu	0	0.00	3. Dhanusa	1,171	2.19	3. Rasuwa	0	0.00	3. Mustang	0	0.00
4. Okhaldhunga	0	0.00	4. Mahottari	322	0.60	4. Dhading	13	0.02	4. Myagdi	0	0.00
5. Khotang	0	0.00	5. Sarlahi	1,390	2.59	5. Nuwakot	15	0.03	5. Kaski	198	0.37
6. Bhojpur	0	0.00	6. Rautahat	5,673	10.59	6. Kathmandu	1,173	2.19	6. Lamjung	0	0.00
7. Dhankuta	0	0.00	7. Bara	1,699	3.17	7. Bhaktapur	63	0.12	7. Tanahu	27	0.05
8. Terhathum	0	0.00	8. Parsa	4,576	8.54	8. Lalitpur	290	0.54	8. Nawalparasi (East)	145	0.27
9. Panchthar	0	0.00				9. Kavrepalanchok	22	0.04	9. Syangja	18	0.03
10. Ilam	10	0.02				10. Ramechhap	0	0.00	10. Parbat	0	0.00
11. Jhapa	1,113	2.08				11. Sindhuli	46	0.09	11. Baglung	19	0.04
12. Morang	1,821	3.40				12. Makwanpur	293	0.55			
13. Sunsari	2,821	5.27				13. Chitawan	327	0.61			
14. Udayapur	229	0.43									
Total	5,994	11.19	Total	16,991	31.71	Total	2,242	4.18	Total	407	0.76
Lumbini			Karnali			Sudurpashim					
1. Rukum (East)	0	0.00	1. Dolpa	0	0.00	1. Bajura	17	0.03			
2. Rolpa	0	0.00	2. Mugu	0	0.00	2. Bajhang	0	0.00			
3. Pyuthan	13	0.02	3. Humla	0	0.00	3. Darchula	0	0.00			
4. Gulmi	0	0.00	4. Jumla	0	0.00	4. Baitadi	0	0.00			
5. Arghakhanchi	25	0.05	5. Kalikot	0	0.00	5. Dadeldhura	0	0.00			
6. Palpa	30	0.06	6. Dailekh	0	0.00	6. Doti	0	0.00			
7. Nawalparasi (West)	1,935	3.61	7. Jajarkot	0	0.00	7. Achham	0	0.00			
8. Rupandehi	7,395	13.80	8. Rukum (West)	0	0.00	8. Kailali	258	0.48			
9. Kapilbastu	9,646	18.00	9. Salyan	0	0.00	9. Kanchanpur	25	0.05			
10. Dang	1,129	2.11	10. Surkhet	14	0.03						
11. Banke	6,605	12.33									
12. Bardiya	849	1.58									
Total	27,627	51.57	Total	14	0.03	Total	300	0.56			

25. Kathabaniyan (52,381)

Districts	N	%	Districts	N	%	Districts	N	%	N	%	
Koshi			Madhesh			Bagmati			Gandaki		
1. Taplejung	0	0.00	1. Saptari	8,697	16.60	1. Dolakha	19	0.04	1. Gorkha	0	0.00
2. Sankhuwasabha	0	0.00	2. Siraha	3,008	5.74	2. Sindhupalchok	27	0.05	2. Manang	0	0.00
3. Solukhumbu	0	0.00	3. Dhanusa	3,220	6.15	3. Rasuwa	0	0.00	3. Mustang	0	0.00
4. Okhaldhunga	15	0.03	4. Mahottari	1,413	2.70	4. Dhading	12	0.02	4. Myagdi	0	0.00
5. Khotang	0	0.00	5. Sarlahi	7,471	14.26	5. Nuwakot	0	0.00	5. Kaski	191	0.36
6. Bhojpur	11	0.02	6. Rautahat	4,534	8.66	6. Kathmandu	616	1.18	6. Lamjung	15	0.03
7. Dhankuta	0	0.00	7. Bara	2,302	4.39	7. Bhaktapur	104	0.20	7. Tanahu	49	0.09
8. Terhathum	0	0.00	8. Parsa	2,384	4.55	8. Lalitpur	204	0.39	8. Nawalparasi (East)	277	0.53
9. Panchthar	0	0.00				9. Kavrepalanchok	34	0.06	9. Syangja	0	0.00
10. Ilam	14	0.03				10. Ramechhap	34	0.06	10. Parbat	0	0.00
11. Jhapa	393	0.75				11. Sindhuli	29	0.06	11. Baglung	12	0.02
12. Morang	1,367	2.61				12. Makwanpur	841	1.61			
13. Sunsari	1,595	3.04				13. Chitawan	221	0.42			
14. Udayapur	541	1.03									
Total	3,936	7.51	Total	33,029	63.06	Total	2,141	4.09	Total	544	1.04
Lumbini			Karnali			Sudurpashim					
1. Rukum (East)	0	0.00	1. Dolpa	11	0.02	1. Bajura	0	0.00			
2. Rolpa	0	0.00	2. Mugu	0	0.00	2. Bajhang	0	0.00			
3. Pyuthan	84	0.16	3. Humla	0	0.00	3. Darchula	0	0.00			
4. Gulmi	0	0.00	4. Jumla	10	0.02	4. Baitadi	0	0.00			
5. Arghakhanchi	71	0.14	5. Kalikot	12	0.02	5. Dadeldhura	11	0.02			
6. Palpa	25	0.05	6. Dailekh	52	0.10	6. Doti	0	0.00			
7. Nawalparasi (West)	2,351	4.49	7. Jajarkot	0	0.00	7. Achham	0	0.00			
8. Rupandehi	3,485	6.65	8. Rukum (West)	0	0.00	8. Kailali	114	0.22			
9. Kapilbastu	4,121	7.87	9. Salyan	0	0.00	9. Kanchanpur	51	0.10			
10. Dang	520	0.99	10. Surkhet	43	0.08						
11. Banke	1,509	2.88									
12. Bardiya	261	0.50									
Total	12,427	23.72	Total	128	0.24	Total	176	0.34			

26. Badhaee/Badhee (52,361)

Districts	N	%	Districts	N	%	Districts	N	%	Districts	N	%
Koshi			Madhesh			Bagmati			Gandaki		
1. Taplejung	0	0.00	1. Saptari	7,597	14.51	1. Dolakha	0	0.00	1. Gorkha	13	0.02
2. Sankhuwasabha	0	0.00	2. Siraha	8,346	15.94	2. Sindhupalchok	0	0.00	2. Manang	0	0.00
3. Solukhumbu	0	0.00	3. Dhanusa	7,824	14.94	3. Rasuwa	0	0.00	3. Mustang	0	0.00
4. Okhaldhunga	0	0.00	4. Mahottari	2,929	5.59	4. Dhading	0	0.00	4. Myagdi	0	0.00
5. Khotang	0	0.00	5. Sarlahi	1,377	2.63	5. Nuwakot	0	0.00	5. Kaski	69	0.13
6. Bhojpur	0	0.00	6. Rautahat	473	0.90	6. Kathmandu	612	1.17	6. Lamjung	0	0.00
7. Dhankuta	0	0.00	7. Bara	878	1.68	7. Bhaktapur	78	0.15	7. Tanahu	0	0.00
8. Terhathum	0	0.00	8. Parsa	787	1.50	8. Lalitpur	68	0.13	8. Nawalparasi (East)	23	0.04
9. Panchthar	14	0.03				9. Kavrepalanchok	0	0.00	9. Syangja	0	0.00
10. Ilam	0	0.00				10. Ramechhap	0	0.00	10. Parbat	0	0.00
11. Jhapa	1,119	2.14				11. Sindhuli	0	0.00	11. Baglung	0	0.00
12. Morang	3,060	5.84				12. Makwanpur	75	0.14			
13. Sunsari	2,691	5.14				13. Chitawan	71	0.14			
14. Udayapur	87	0.17									
Total	6,971	13.31	Total	30,211	57.70	Total	904	1.73	Total	105	0.20
Lumbini			Karnali			Sudurpashim					
1. Rukum (East)	0	0.00	1. Dolpa	0	0.00	1. Bajura	0	0.00			
2. Rolpa	0	0.00	2. Mugu	0	0.00	2. Bajhang	0	0.00			
3. Pyuthan	0	0.00	3. Humla	0	0.00	3. Darchula	0	0.00			
4. Gulmi	0	0.00	4. Jumla	0	0.00	4. Baitadi	0	0.00			
5. Arghakhanchi	0	0.00	5. Kalikot	0	0.00	5. Dadeldhura	0	0.00			
6. Palpa	0	0.00	6. Dailekh	0	0.00	6. Doti	0	0.00			
7. Nawalparasi (West)	1,852	3.54	7. Jajarkot	0	0.00	7. Achham	0	0.00			
8. Rupandehi	1,951	3.73	8. Rukum (West)	0	0.00	8. Kailali	84	0.16			
9. Kapilbastu	7,587	14.49	9. Salyan	0	0.00	9. Kanchanpur	0	0.00			
10. Dang	0	0.00	10. Surkhet	20	0.04						
11. Banke	2,613	4.99									
12. Bardiya	63	0.12									
Total	14,066	26.86	Total	20	0.04	Total	84	0.16			

27. Rajput (46,504)

Districts	N	%	Districts	N	%	Districts	N	%	Districts	N	%
Koshi			Madhesh			Bagmati			Gandaki		
1. Taplejung	0	0.00	1. Saptari	3,225	6.93	1. Dolakha	14	0.03	1. Gorkha	20	0.04
2. Sankhuwasabha	0	0.00	2. Siraha	1,862	4.00	2. Sindhupalchok	0	0.00	2. Manang	0	0.00
3. Solukhumbu	0	0.00	3. Dhanusa	2,981	6.41	3. Rasuwa	0	0.00	3. Mustang	0	0.00
4. Okhaldhunga	0	0.00	4. Mahottari	3,799	8.17	4. Dhading	23	0.05	4. Myagdi	0	0.00
5. Khotang	0	0.00	5. Sarlahi	5,584	12.01	5. Nuwakot	18	0.04	5. Kaski	65	0.14
6. Bhojpur	0	0.00	6. Rautahat	5,172	11.12	6. Kathmandu	1,130	2.43	6. Lamjung	0	0.00
7. Dhankuta	13	0.03	7. Bara	3,910	8.41	7. Bhaktapur	170	0.37	7. Tanahu	10	0.02
8. Terhathum	0	0.00	8. Parsa	6,922	14.88	8. Lalitpur	415	0.89	8. Nawalparasi (East)	54	0.12
9. Panchthar	0	0.00				9. Kavrepalanchok	37	0.08	9. Syangja	0	0.00
10. Ilam	0	0.00				10. Ramechhap	0	0.00	10. Parbat	12	0.03
11. Jhapa	590	1.27				11. Sindhuli	63	0.14	11. Baglung	0	0.00
12. Morang	2,754	5.92				12. Makwanpur	178	0.38			
13. Sunsari	1,119	2.41				13. Chitawan	237	0.51			
14. Udayapur	58	0.12									
Total	4,534	9.75	Total	33,455	71.94	Total	2,285	4.91	Total	161	0.35
Lumbini			Karnali			Sudurpashim					
1. Rukum (East)	0	0.00	1. Dolpa	0	0.00	1. Bajura	0	0.00			
2. Rolpa	0	0.00	2. Mugu	0	0.00	2. Bajhang	0	0.00			
3. Pyuthan	0	0.00	3. Humla	0	0.00	3. Darchula	0	0.00			
4. Gulmi	0	0.00	4. Jumla	0	0.00	4. Baitadi	0	0.00			
5. Arghakhanchi	17	0.04	5. Kalikot	0	0.00	5. Dadeldhura	0	0.00			
6. Palpa	13	0.03	6. Dailekh	0	0.00	6. Doti	10	0.02			
7. Nawalparasi (West)	1,206	2.59	7. Jajarkot	0	0.00	7. Achham	0	0.00			
8. Rupandehi	1,934	4.16	8. Rukum (West)	0	0.00	8. Kailali	91	0.20			
9. Kapilbastu	1,280	2.75	9. Salyan	0	0.00	9. Kanchanpur	16	0.03			
10. Dang	28	0.06	10. Surkhet	0	0.00						
11. Banke	1,100	2.37									
12. Bardiya	374	0.80									
Total	5,952	12.80	Total	0	0.00	Total	117	0.25			

28. Amat (46,395)

Districts	N	%	Districts	N	%	Districts	N	%	Districts	N	%
Koshi			Madhesh			Bagmati			Gandaki		
1. Taplejung	0	0.00	1. Saptari	12,553	27.06	1. Dolakha	0	0.00	1. Gorkha	0	0.00
2. Sankhuwasabha	17	0.04	2. Siraha	6,702	14.45	2. Sindhupalchok	0	0.00	2. Manang	0	0.00
3. Solukhumbu	0	0.00	3. Dhanusa	9,400	20.26	3. Rasuwa	0	0.00	3. Mustang	0	0.00
4. Okhaldhunga	0	0.00	4. Mahottari	2,537	5.47	4. Dhading	0	0.00	4. Myagdi	14	0.03
5. Khotang	0	0.00	5. Sarlahi	745	1.61	5. Nuwakot	0	0.00	5. Kaski	29	0.06
6. Bhojpur	0	0.00	6. Rautahat	10	0.02	6. Kathmandu	214	0.46	6. Lamjung	0	0.00
7. Dhankuta	0	0.00	7. Bara	36	0.08	7. Bhaktapur	21	0.05	7. Tanahu	22	0.05
8. Terhathum	0	0.00	8. Parsa	16	0.03	8. Lalitpur	57	0.12	8. Nawalparasi (East)	13	0.03
9. Panchthar	0	0.00				9. Kavrepalanchok	0	0.00	9. Syangja	0	0.00
10. Ilam	0	0.00				10. Ramechhap	0	0.00	10. Parbat	0	0.00
11. Jhapa	178	0.38				11. Sindhuli	12	0.03	11. Baglung	0	0.00
12. Morang	9,278	20.00				12. Makwanpur	15	0.03			
13. Sunsari	4,379	9.44				13. Chitawan	15	0.03			
14. Udayapur	22	0.05									
Total	13,874	29.90	Total	31,999	68.97	Total	334	0.72	Total	78	0.17
Lumbini			Karnali			Sudurpashim					
1. Rukum (East)	0	0.00	1. Dolpa	0	0.00	1. Bajura	0	0.00			
2. Rolpa	0	0.00	2. Mugu	0	0.00	2. Bajhang	0	0.00			
3. Pyuthan	0	0.00	3. Humla	0	0.00	3. Darchula	0	0.00			
4. Gulmi	0	0.00	4. Jumla	0	0.00	4. Baitadi	0	0.00			
5. Arghakhanchi	0	0.00	5. Kalikot	0	0.00	5. Dadeldhura	0	0.00			
6. Palpa	0	0.00	6. Dailekh	0	0.00	6. Doti	0	0.00			
7. Nawalparasi (West)	0	0.00	7. Jajarkot	0	0.00	7. Achham	0	0.00			
8. Rupandehi	27	0.06	8. Rukum (West)	0	0.00	8. Kailali	0	0.00			
9. Kapilbastu	0	0.00	9. Salyan	0	0.00	9. Kanchanpur	0	0.00			
10. Dang	45	0.10	10. Surkhet	0	0.00						
11. Banke	21	0.05									
12. Bardiya	17	0.04									
Total			Total	0	0.00	Total	0	0.00			

29. Lodhi (39,803)

Districts	N	%	Districts	N	%	Districts	N	%	Districts	N	%
Koshi			Madhesh			Bagmati			Gandaki		
1. Taplejung	0	0.00	1. Saptari	0	0.00	1. Dolakha	0	0.00	1. Gorkha	0	0.00
2. Sankhuwasabha	0	0.00	2. Siraha	61	0.15	2. Sindhupalchok	0	0.00	2. Manang	0	0.00
3. Solukhumbu	0	0.00	3. Dhanusa	0	0.00	3. Rasuwa	0	0.00	3. Mustang	0	0.00
4. Okhaldhunga	0	0.00	4. Mahottari	0	0.00	4. Dhading	0	0.00	4. Myagdi	14	0.04
5. Khotang	0	0.00	5. Sarlahi	0	0.00	5. Nuwakot	0	0.00	5. Kaski	21	0.05
6. Bhojpur	0	0.00	6. Rautahat	0	0.00	6. Kathmandu	51	0.13	6. Lamjung	0	0.00
7. Dhankuta	0	0.00	7. Bara	0	0.00	7. Bhaktapur	0	0.00	7. Tanahu	0	0.00
8. Terhathum	0	0.00	8. Parsa	0	0.00	8. Lalitpur	0	0.00	8. Nawalparasi (East)	0	0.00
9. Panchthar	0	0.00				9. Kavrepalanchok	0	0.00	9. Syangja	0	0.00
10. Ilam	0	0.00				10. Ramechhap	0	0.00	10. Parbat	0	0.00
11. Jhapa	0	0.00				11. Sindhuli	0	0.00	11. Baglung	0	0.00
12. Morang	18	0.05				12. Makwanpur	0	0.00			
13. Sunsari	0	0.00				13. Chitawan	0	0.00			
14. Udayapur	0	0.00									
Total	18	0.05	Total			Total	51	0.13	Total	35	0.09
Lumbini			Karnali			Sudurpashim					
1. Rukum (East)	0	0.00	1. Dolpa	0	0.00	1. Bajura	0	0.00			
2. Rolpa	0	0.00	2. Mugu	0	0.00	2. Bajhang	0	0.00			
3. Pyuthan	0	0.00	3. Humla	0	0.00	3. Darchula	0	0.00			
4. Gulmi	0	0.00	4. Jumla	0	0.00	4. Baitadi	0	0.00			
5. Arghakhanchi	0	0.00	5. Kalikot	0	0.00	5. Dadeldhura	0	0.00			
6. Palpa	0	0.00	6. Dailekh	0	0.00	6. Doti	0	0.00			
7. Nawalparasi (West)	49	0.12	7. Jajarkot	0	0.00	7. Achham	0	0.00			
8. Rupandehi	31,154	78.27	8. Rukum (West)	0	0.00	8. Kailali	42	0.11			
9. Kapilbastu	3,025	7.60	9. Salyan	0	0.00	9. Kanchanpur	0	0.00			
10. Dang	103	0.26	10. Surkhet	0	0.00						
11. Banke	703	1.77									
12. Bardiya	4,562	11.46									
Total	39,596	99.48	Total	0	0.00	Total	42	0.11			

30. Gaderi/Bhediyar (35,444)

Districts	N	%	Districts	N	%	Districts	N	%	Districts	N	%
Koshi			Madhesh			Bagmati			Gandaki		
1. Taplejung	0	0.00	1. Saptari	1,722	4.86	1. Dolakha	0	0.00	1. Gorkha	0	0.00
2. Sankhuwasabha	0	0.00	2. Siraha	2,358	6.65	2. Sindhupalchok	0	0.00	2. Manang	0	0.00
3. Solukhumbu	0	0.00	3. Dhanusa	6,119	17.26	3. Rasuwa	0	0.00	3. Mustang	0	0.00
4. Okhaldhunga	0	0.00	4. Mahottari	2,216	6.25	4. Dhading	0	0.00	4. Myagdi	0	0.00
5. Khotang	0	0.00	5. Sarlahi	398	1.12	5. Nuwakot	0	0.00	5. Kaski	0	0.00
6. Bhojpur	0	0.00	6. Rautahat	1,821	5.14	6. Kathmandu	118	0.33	6. Lamjung	0	0.00
7. Dhankuta	0	0.00	7. Bara	1,608	4.54	7. Bhaktapur	29	0.08	7. Tanahu	0	0.00
8. Terhathum	0	0.00	8. Parsa	472	1.33	8. Lalitpur	25	0.07	8. Nawalparasi (East)	0	0.00
9. Panchthar	0	0.00				9. Kavrepalanchok	0	0.00	9. Syangja	0	0.00
10. Ilam	14	0.04				10. Ramechhap	0	0.00	10. Parbat	0	0.00
11. Jhapa	57	0.16				11. Sindhuli	0	0.00	11. Baglung	0	0.00
12. Morang	622	1.75				12. Makwanpur	15	0.04			
13. Sunsari	2,912	8.22				13. Chitawan	0	0.00			
14. Udayapur	145	0.41									
Total	3,750	10.58	Total	16,714	47.16	Total			Total	0	0.00
Lumbini			Karnali			Sudurpashim					
1. Rukum (East)	0	0.00	1. Dolpa	0	0.00	1. Bajura	0	0.00			
2. Rolpa	0	0.00	2. Mugu	0	0.00	2. Bajhang	0	0.00			
3. Pyuthan	0	0.00	3. Humla	0	0.00	3. Darchula	0	0.00			
4. Gulmi	0	0.00	4. Jumla	0	0.00	4. Baitadi	0	0.00			
5. Arghakhanchi	0	0.00	5. Kalikot	40	0.11	5. Dadeldhura	0	0.00			
6. Palpa	0	0.00	6. Dailekh	0	0.00	6. Doti	0	0.00			
7. Nawalparasi (West)	1,523	4.30	7. Jajarkot	0	0.00	7. Achham	0	0.00			
8. Rupandehi	5,893	16.63	8. Rukum (West)	0	0.00	8. Kailali	0	0.00			
9. Kapilbastu	4,449	12.55	9. Salyan	0	0.00	9. Kanchanpur	18	0.05			
10. Dang	12	0.03	10. Surkhet	0	0.00						
11. Banke	2,806	7.92									
12. Bardiya	52	0.15									
Total	14,735	41.57	Total	40	0.11	Total	18	0.05			

31. Marwadi (33,750)

Districts	N	%	Districts	N	%	Districts	N	%	Districts	N	%
Koshi			Madhesh			Bagmati			Gandaki		
1. Taplejung	0	0.00	1. Saptari	815	2.41	1. Dolakha	0	0.00	1. Gorkha	0	0.00
2. Sankhuwasabha	0	0.00	2. Siraha	595	1.76	2. Sindhupalchok	0	0.00	2. Manang	0	0.00
3. Solukhumbu	0	0.00	3. Dhanusa	1,011	3.00	3. Rasuwa	0	0.00	3. Mustang	18	0.05
4. Okhaldhunga	0	0.00	4. Mahottari	75	0.22	4. Dhading	0	0.00	4. Myagdi	0	0.00
5. Khotang	11	0.03	5. Sarlahi	367	1.09	5. Nuwakot	0	0.00	5. Kaski	103	0.31
6. Bhojpur	0	0.00	6. Rautahat	237	0.70	6. Kathmandu	7,875	23.33	6. Lamjung	0	0.00
7. Dhankuta	18	0.05	7. Bara	228	0.68	7. Bhaktapur	64	0.19	7. Tanahu	0	0.00
8. Terhathum	0	0.00	8. Parsa	4,080	12.09	8. Lalitpur	1,035	3.07	8. Nawalparasi (East)	35	0.10
9. Panchthar	0	0.00				9. Kavrepalanchok	0	0.00	9. Syangja	0	0.00
10. Ilam	132	0.39				10. Ramechhap	0	0.00	10. Parbat	0	0.00
11. Jhapa	3,839	11.37				11. Sindhuli	0	0.00	11. Baglung	0	0.00
12. Morang	7,388	21.89				12. Makwanpur	290	0.86			
13. Sunsari	2,622	7.77				13. Chitawan	398	1.18			
14. Udayapur	27	0.08									
Total	14,037	41.59	Total	7,408	21.95	Total	9,662	28.63	Total	156	0.46
Lumbini			Karnali			Sudurpashim					
1. Rukum (East)	0	0.00	1. Dolpa	0	0.00	1. Bajura	0	0.00			
2. Rolpa	0	0.00	2. Mugu	0	0.00	2. Bajhang	0	0.00			
3. Pyuthan	0	0.00	3. Humla	0	0.00	3. Darchula	0	0.00			
4. Gulmi	0	0.00	4. Jumla	0	0.00	4. Baitadi	0	0.00			
5. Arghakhanchi	0	0.00	5. Kalikot	0	0.00	5. Dadeldhura	0	0.00			
6. Palpa	0	0.00	6. Dailekh	0	0.00	6. Doti	0	0.00			
7. Nawalparasi (West)	102	0.30	7. Jajarkot	0	0.00	7. Achham	0	0.00			
8. Rupandehi	677	2.01	8. Rukum (West)	0	0.00	8. Kailali	246	0.73			
9. Kapilbastu	762	2.26	9. Salyan	0	0.00	9. Kanchanpur	39	0.12			
10. Dang	21	0.06	10. Surkhet	0	0.00						
11. Banke	604	1.79									
12. Bardiya	36	0.11									
Total	2,202	6.52	Total	0	0.00	Total	285	0.84			

32. Kayastha (33,445)

Districts	N	%	Districts	N	%	Districts	N	%	Districts	N	%
Koshi			Madhesh			Bagmati			Gandaki		
1. Taplejung	0	0.00	1. Saptari	1,566	4.68	1. Dolakha	0	0.00	1. Gorkha	0	0.00
2. Sankhuwasabha	0	0.00	2. Siraha	1,713	5.12	2. Sindhupalchok	0	0.00	2. Manang	0	0.00
3. Solukhumbu	0	0.00	3. Dhanusa	5,595	16.73	3. Rasuwa	0	0.00	3. Mustang	0	0.00
4. Okhaldhunga	0	0.00	4. Mahottari	1,771	5.30	4. Dhading	0	0.00	4. Myagdi	0	0.00
5. Khotang	0	0.00	5. Sarlahi	2,622	7.84	5. Nuwakot	0	0.00	5. Kaski	86	0.26
6. Bhojpur	0	0.00	6. Rautahat	1,861	5.56	6. Kathmandu	1,571	4.70	6. Lamjung	0	0.00
7. Dhankuta	11	0.03	7. Bara	1,326	3.96	7. Bhaktapur	274	0.82	7. Tanahu	11	0.03
8. Terhathum	0	0.00	8. Parsa	4,655	13.92	8. Lalitpur	919	2.75	8. Nawalparasi (East)	42	0.13
9. Panchthar	0	0.00				9. Kavrepalanchok	23	0.07	9. Syangja	0	0.00
10. Ilam	0	0.00				10. Ramechhap	22	0.07	10. Parbat	0	0.00
11. Jhapa	877	2.62				11. Sindhuli	35	0.10	11. Baglung	0	0.00
12. Morang	3,662	10.95				12. Makwanpur	173	0.52			
13. Sunsari	843	2.52				13. Chitawan	117	0.35			
14. Udayapur	106	0.32									
Total	5,499	16.44	Total	21,109	63.12	Total	3,134	9.37	Total	139	0.42
Lumbini			Karnali			Sudurpashim					
1. Rukum (East)	0	0.00	1. Dolpa	0	0.00	1. Bajura	0	0.00			
2. Rolpa	0	0.00	2. Mugu	0	0.00	2. Bajhang	0	0.00			
3. Pyuthan	0	0.00	3. Humla	0	0.00	3. Darchula	0	0.00			
4. Gulmi	0	0.00	4. Jumla	0	0.00	4. Baitadi	0	0.00			
5. Arghakhanchi	0	0.00	5. Kalikot	0	0.00	5. Dadeldhura	0	0.00			
6. Palpa	0	0.00	6. Dailekh	0	0.00	6. Doti	0	0.00			
7. Nawalparasi (West)	102	0.30	7. Jajarkot	0	0.00	7. Achham	0	0.00			
8. Rupandehi	1,226	3.67	8. Rukum (West)	0	0.00	8. Kailali	168	0.50			
9. Kapilbastu	1,064	3.18	9. Salyan	0	0.00	9. Kanchanpur	33	0.10			
10. Dang	23	0.07	10. Surkhet	0	0.00						
11. Banke	698	2.09									
12. Bardiya	250	0.75									
Total	3,363	10.06	Total	0	0.00	Total	201	0.60			

33. Bhumihar (32,150)

Districts	N	%	Districts	N	%	Districts	N	%	Districts	N	%
Koshi			Madhesh			Bagmati			Gandaki		
1. Taplejung	0	0.00	1. Saptari	153	0.48	1. Dolakha	0	0.00	1. Gorkha	0	0.00
2. Sankhuwasabha	0	0.00	2. Siraha	64	0.20	2. Sindhupalchok	0	0.00	2. Manang	0	0.00
3. Solukhumbu	0	0.00	3. Dhanusa	6,543	20.35	3. Rasuwa	0	0.00	3. Mustang	0	0.00
4. Okhaldhunga	0	0.00	4. Mahottari	17,308	53.84	4. Dhading	0	0.00	4. Myagdi	0	0.00
5. Khotang	0	0.00	5. Sarlahi	4,307	13.40	5. Nuwakot	0	0.00	5. Kaski	13	0.04
6. Bhojpur	0	0.00	6. Rautahat	1,127	3.51	6. Kathmandu	510	1.59	6. Lamjung	0	0.00
7. Dhankuta	0	0.00	7. Bara	597	1.86	7. Bhaktapur	106	0.33	7. Tanahu	14	0.04
8. Terhathum	0	0.00	8. Parsa	670	2.08	8. Lalitpur	175	0.54	8. Nawalparasi (East)	0	0.00
9. Panchthar	0	0.00				9. Kavrepalanchok	0	0.00	9. Syangja	0	0.00
10. Ilam	0	0.00				10. Ramechhap	0	0.00	10. Parbat	0	0.00
11. Jhapa	35	0.11				11. Sindhuli	0	0.00	11. Baglung	0	0.00
12. Morang	147	0.46				12. Makwanpur	43	0.13			
13. Sunsari	90	0.28				13. Chitawan	54	0.17			
14. Udayapur	14	0.04									
Total	286	0.89	Total	30,769	95.70	Total	888	2.76	Total	27	0.08
Lumbini			Karnali			Sudurpashim					
1. Rukum (East)	0	0.00	1. Dolpa	0	0.00	1. Bajura	0	0.00			
2. Rolpa	0	0.00	2. Mugu	0	0.00	2. Bajhang	0	0.00			
3. Pyuthan	0	0.00	3. Humla	0	0.00	3. Darchula	0	0.00			
4. Gulmi	0	0.00	4. Jumla	0	0.00	4. Baitadi	0	0.00			
5. Arghakhanchi	0	0.00	5. Kalikot	0	0.00	5. Dadeldhura	0	0.00			
6. Palpa	0	0.00	6. Dailekh	0	0.00	6. Doti	0	0.00			
7. Nawalparasi (West)	40	0.12	7. Jajarkot	0	0.00	7. Achham	0	0.00			
8. Rupandehi	102	0.32	8. Rukum (West)	0	0.00	8. Kailali	38	0.12			
9. Kapilbastu	0	0.00	9. Salyan	0	0.00	9. Kanchanpur	0	0.00			
10. Dang	0	0.00	10. Surkhet	0	0.00						
11. Banke	0	0.00									
12. Bardiya	0	0.00									
Total	142	0.44	Total	0	0.00	Total	38	0.12			

34. Rajbhar (29,201)

Districts	N	%	Districts	N	%	Districts	N	%	Districts	N	%
Koshi			Madhesh			Bagmati			Gandaki		
1. Taplejung	0	0.00	1. Saptari	931	3.19	1. Dolakha	0	0.00	1. Gorkha	0	0.00
2. Sankhuwasabha	0	0.00	2. Siraha	0	0.00	2. Sindhupalchok	0	0.00	2. Manang	0	0.00
3. Solukhumbu	0	0.00	3. Dhanusa	11	0.04	3. Rasuwa	0	0.00	3. Mustang	0	0.00
4. Okhaldhunga	0	0.00	4. Mahottari	0	0.00	4. Dhading	0	0.00	4. Myagdi	0	0.00
5. Khotang	0	0.00	5. Sarlahi	0	0.00	5. Nuwakot	0	0.00	5. Kaski	0	0.00
6. Bhojpur	0	0.00	6. Rautahat	0	0.00	6. Kathmandu	54	0.18	6. Lamjung	0	0.00
7. Dhankuta	0	0.00	7. Bara	1,712	5.86	7. Bhaktapur	0	0.00	7. Tanahu	0	0.00
8. Terhathum	0	0.00	8. Parsa	2,025	6.93	8. Lalitpur	14	0.05	8. Nawalparasi (East)	32	0.11
9. Panchthar	0	0.00				9. Kavrepalanchok	0	0.00	9. Syangja	0	0.00
10. Ilam	28	0.10				10. Ramechhap	0	0.00	10. Parbat	0	0.00
11. Jhapa	24	0.08				11. Sindhuli	0	0.00	11. Baglung	0	0.00
12. Morang	1,773	6.07				12. Makwanpur	0	0.00			
13. Sunsari	1,682	5.76				13. Chitawan	14	0.05			
14. Udayapur	0	0.00									
Total	3,507	12.01	Total	4,679	16.02	Total	82	0.28	Total	32	0.11
Lumbini			Karnali			Sudurpashim					
1. Rukum (East)	0	0.00	1. Dolpa	0	0.00	1. Bajura	0	0.00			
2. Rolpa	0	0.00	2. Mugu	0	0.00	2. Bajhang	0	0.00			
3. Pyuthan	0	0.00	3. Humla	0	0.00	3. Darchula	0	0.00			
4. Gulmi	0	0.00	4. Jumla	0	0.00	4. Baitadi	0	0.00			
5. Arghakhanchi	0	0.00	5. Kalikot	0	0.00	5. Dadeldhura	0	0.00			
6. Palpa	0	0.00	6. Dailekh	0	0.00	6. Doti	0	0.00			
7. Nawalparasi (West)	8,094	27.72	7. Jajarkot	0	0.00	7. Achham	0	0.00			
8. Rupandehi	7,720	26.44	8. Rukum (West)	0	0.00	8. Kailali	0	0.00			
9. Kapilbastu	4,962	16.99	9. Salyan	0	0.00	9. Kanchanpur	0	0.00			
10. Dang	18	0.06	10. Surkhet	0	0.00						
11. Banke	10	0.03									
12. Bardiya	97	0.33									
Total	20,901	71.58	Total	0	0.00	Total	0	0.00			

35. Rauniyar (27,230)

Districts	N	%	Districts	N	%	Districts	N	%	Districts	N	%
Koshi			Madhesh			Bagmati			Gandaki		
1. Taplejung	0	0.00	1. Saptari	3,672	13.49	1. Dolakha	0	0.00	1. Gorkha	20	0.07
2. Sankhuwasabha	0	0.00	2. Siraha	1,667	6.12	2. Sindhupalchok	0	0.00	2. Manang	0	0.00
3. Solukhumbu	0	0.00	3. Dhanusa	1,723	6.33	3. Rasuwa	0	0.00	3. Mustang	0	0.00
4. Okhaldhunga	0	0.00	4. Mahottari	857	3.15	4. Dhading	0	0.00	4. Myagdi	0	0.00
5. Khotang	0	0.00	5. Sarlahi	6,123	22.49	5. Nuwakot	0	0.00	5. Kaski	104	0.38
6. Bhojpur	0	0.00	6. Rautahat	2,650	9.73	6. Kathmandu	1,135	4.17	6. Lamjung	0	0.00
7. Dhankuta	0	0.00	7. Bara	616	2.26	7. Bhaktapur	35	0.13	7. Tanahu	16	0.06
8. Terhathum	0	0.00	8. Parsa	3,123	11.47	8. Lalitpur	166	0.61	8. Nawalparasi (East)	13	0.05
9. Panchthar	0	0.00				9. Kavrepalanchok	23	0.08	9. Syangja	0	0.00
10. Ilam	0	0.00				10. Ramechhap	0	0.00	10. Parbat	0	0.00
11. Jhapa	605	2.22				11. Sindhuli	47	0.17	11. Baglung	27	0.10
12. Morang	1,607	5.90				12. Makwanpur	87	0.32			
13. Sunsari	1,806	6.63				13. Chitawan	402	1.48			
14. Udayapur	497	1.83									
Total	4,515	16.58	Total	20,431	75.03	Total	1,895	6.96	Total		
Lumbini			Karnali			Sudurpashim					
1. Rukum (East)	0	0.00	1. Dolpa	0	0.00	1. Bajura	0	0.00			
2. Rolpa	0	0.00	2. Mugu	0	0.00	2. Bajhang	0	0.00			
3. Pyuthan	0	0.00	3. Humla	0	0.00	3. Darchula	0	0.00			
4. Gulmi	0	0.00	4. Jumla	0	0.00	4. Baitadi	0	0.00			
5. Arghakhanchi	0	0.00	5. Kalikot	0	0.00	5. Dadeldhura	0	0.00			
6. Palpa	0	0.00	6. Dailekh	0	0.00	6. Doti	0	0.00			
7. Nawalparasi (West)	141	0.52	7. Jajarkot	0	0.00	7. Achham	0	0.00			
8. Rupandehi	57	0.21	8. Rukum (West)	0	0.00	8. Kailali	0	0.00			
9. Kapilbastu	0	0.00	9. Salyan	0	0.00	9. Kanchanpur	0	0.00			
10. Dang	0	0.00	10. Surkhet	0	0.00						
11. Banke	11	0.04									
12. Bardiya	0	0.00									
Total	209	0.77	Total	0	0.00	Total	0	0.00			

36. Mali (19,507)

Districts	N	%	Districts	N	%	Districts	N	%	Districts	N	%
Koshi			Madhesh			Bagmati			Gandaki		
1. Taplejung	0	0.00	1. Saptari	1,135	5.82	1. Dolakha	0	0.00	1. Gorkha	0	0.00
2. Sankhuwasabha	11	0.06	2. Siraha	1,395	7.15	2. Sindhupalchok	0	0.00	2. Manang	0	0.00
3. Solukhumbu	0	0.00	3. Dhanusa	2,034	10.43	3. Rasuwa	0	0.00	3. Mustang	0	0.00
4. Okhaldhunga	0	0.00	4. Mahottari	1,928	9.88	4. Dhading	0	0.00	4. Myagdi	10	0.05
5. Khotang	14	0.07	5. Sarlahi	1,641	8.41	5. Nuwakot	0	0.00	5. Kaski	21	0.11
6. Bhojpur	0	0.00	6. Rautahat	2,665	13.66	6. Kathmandu	119	0.61	6. Lamjung	0	0.00
7. Dhankuta	0	0.00	7. Bara	1,714	8.79	7. Bhaktapur	15	0.08	7. Tanahu	0	0.00
8. Terhathum	0	0.00	8. Parsa	1,462	7.49	8. Lalitpur	60	0.31	8. Nawalparasi (East)	37	0.19
9. Panchthar	0	0.00				9. Kavrepalanchok	0	0.00	9. Syangja	0	0.00
10. Ilam	0	0.00				10. Ramechhap	0	0.00	10. Parbat	0	0.00
11. Jhapa	306	1.57				11. Sindhuli	0	0.00	11. Baglung	0	0.00
12. Morang	472	2.42				12. Makwanpur	29	0.15			
13. Sunsari	311	1.59				13. Chitawan	188	0.96			
14. Udayapur	33	0.17									
Total	1,147	5.88	Total			Total	411	2.11	Total	68	0.35
Lumbini			Karnali			Sudurpashim					
1. Rukum (East)	0	0.00	1. Dolpa	0	0.00	1. Bajura	0	0.00			
2. Rolpa	42	0.22	2. Mugu	0	0.00	2. Bajhang	0	0.00			
3. Pyuthan	24	0.12	3. Humla	0	0.00	3. Darchula	0	0.00			
4. Gulmi	0	0.00	4. Jumla	0	0.00	4. Baitadi	0	0.00			
5. Arghakhanchi	0	0.00	5. Kalikot	0	0.00	5. Dadeldhura	237	1.21			
6. Palpa	0	0.00	6. Dailekh	11	0.06	6. Doti	0	0.00			
7. Nawalparasi (West)	512	2.62	7. Jajarkot	0	0.00	7. Achham	0	0.00			
8. Rupandehi	987	5.06	8. Rukum (West)	0	0.00	8. Kailali	66	0.34			
9. Kapilbastu	1,315	6.74	9. Salyan	0	0.00	9. Kanchanpur	34	0.17			
10. Dang	29	0.15	10. Surkhet	28	0.14						
11. Banke	596	3.06									
12. Bardiya	26	0.13									
Total	3,531	18.10	Total	39	0.20	Total	337	1.73			

37. Rajdhob (15,253)

Districts	N	%	Districts	N	%	Districts	N	%	Districts	N	%
Koshi			Madhesh			Bagmati			Gandaki		
1. Taplejung	0	0.00	1. Saptari	13,423	88.00	1. Dolakha	0	0.00	1. Gorkha	0	0.00
2. Sankhuwasabha	0	0.00	2. Siraha	199	1.30	2. Sindhupalchok	0	0.00	2. Manang	0	0.00
3. Solukhumbu	0	0.00	3. Dhanusa	26	0.17	3. Rasuwa	0	0.00	3. Mustang	0	0.00
4. Okhaldhunga	0	0.00	4. Mahottari	0	0.00	4. Dhading	10	0.07	4. Myagdi	0	0.00
5. Khotang	0	0.00	5. Sarlahi	0	0.00	5. Nuwakot	0	0.00	5. Kaski	21	0.14
6. Bhojpur	0	0.00	6. Rautahat	0	0.00	6. Kathmandu	129	0.85	6. Lamjung	0	0.00
7. Dhankuta	12	0.08	7. Bara	0	0.00	7. Bhaktapur	26	0.17	7. Tanahu	0	0.00
8. Terhathum	0	0.00	8. Parsa	0	0.00	8. Lalitpur	107	0.70	8. Nawalparasi (East)	0	0.00
9. Panchthar	0	0.00				9. Kavrepalanchok	0	0.00	9. Syangja	0	0.00
10. Ilam	0	0.00				10. Ramechhap	0	0.00	10. Parbat	0	0.00
11. Jhapa	216	1.42				11. Sindhuli	0	0.00	11. Baglung	0	0.00
12. Morang	246	1.61				12. Makwanpur	18	0.12			
13. Sunsari	492	3.23				13. Chitawan	26	0.17			
14. Udayapur	38	0.25									
Total	1,004	6.58	Total	13,648	89.48	Total	316	2.07	Total	21	0.14
Lumbini			Karnali			Sudurpashim					
1. Rukum (East)	0	0.00	1. Dolpa	0	0.00	1. Bajura	0	0.00			
2. Rolpa	22	0.14	2. Mugu	0	0.00	2. Bajhang	0	0.00			
3. Pyuthan	14	0.09	3. Humla	0	0.00	3. Darchula	0	0.00			
4. Gulmi	18	0.12	4. Jumla	0	0.00	4. Baitadi	0	0.00			
5. Arghakhanchi	0	0.00	5. Kalikot	0	0.00	5. Dadeldhura	0	0.00			
6. Palpa	21	0.14	6. Dailekh	10	0.07	6. Doti	0	0.00			
7. Nawalparasi (West)	17	0.11	7. Jajarkot	16	0.10	7. Achham	0	0.00			
8. Rupandehi	14	0.09	8. Rukum (West)	0	0.00	8. Kailali	20	0.13			
9. Kapilbastu	18	0.12	9. Salyan	0	0.00	9. Kanchanpur	0	0.00			
10. Dang	21	0.14	10. Surkhet	28	0.18						
11. Banke	15	0.10									
12. Bardiya	30	0.20									
Total	190	1.25	Total	54	0.35	Total	20	0.13			

38. Dhunia (14,958)

Districts	N	%	Districts	N	%	Districts	N	%	Districts	N	%
Koshi			Madhesh			Bagmati			Gandaki		
1. Taplejung	0	0.00	1. Saptari	357	2.39	1. Dolakha	0	0.00	1. Gorkha	0	0.00
2. Sankhuwasabha	12	0.08	2. Siraha	217	1.45	2. Sindhupalchok	0	0.00	2. Manang	0	0.00
3. Solukhumbu	0	0.00	3. Dhanusa	2,445	16.35	3. Rasuwa	0	0.00	3. Mustang	0	0.00
4. Okhaldhunga	0	0.00	4. Mahottari	838	5.60	4. Dhading	0	0.00	4. Myagdi	0	0.00
5. Khotang	0	0.00	5. Sarlahi	2,042	13.65	5. Nuwakot	0	0.00	5. Kaski	0	0.00
6. Bhojpur	0	0.00	6. Rautahat	283	1.89	6. Kathmandu	77	0.51	6. Lamjung	0	0.00
7. Dhankuta	0	0.00	7. Bara	374	2.50	7. Bhaktapur	0	0.00	7. Tanahu	0	0.00
8. Terhathum	0	0.00	8. Parsa	1,142	7.63	8. Lalitpur	0	0.00	8. Nawalparasi (East)	14	0.09
9. Panchthar	0	0.00				9. Kavrepalanchok	0	0.00	9. Syangja	0	0.00
10. Ilam	0	0.00				10. Ramechhap	0	0.00	10. Parbat	0	0.00
11. Jhapa	33	0.22				11. Sindhuli	0	0.00	11. Baglung	0	0.00
12. Morang	0	0.00				12. Makwanpur	0	0.00			
13. Sunsari	449	3.00				13. Chitawan	47	0.31			
14. Udayapur	0	0.00									
Total	494	3.30	Total	7,698	51.46	Total	124	0.83	Total	14	0.09
Lumbini			Karnali			Sudurpashim					
1. Rukum (East)	0	0.00	1. Dolpa	0	0.00	1. Bajura	0	0.00			
2. Rolpa	0	0.00	2. Mugu	0	0.00	2. Bajhang	0	0.00			
3. Pyuthan	0	0.00	3. Humla	10	0.07	3. Darchula	0	0.00			
4. Gulmi	0	0.00	4. Jumla	0	0.00	4. Baitadi	0	0.00			
5. Arghakhanchi	0	0.00	5. Kalikot	0	0.00	5. Dadeldhura	0	0.00			
6. Palpa	0	0.00	6. Dailekh	0	0.00	6. Doti	0	0.00			
7. Nawalparasi (West)	1,073	7.17	7. Jajarkot	0	0.00	7. Achham	0	0.00			
8. Rupandehi	2,385	15.94	8. Rukum (West)	0	0.00	8. Kailali	10	0.07			
9. Kapilbastu	3,124	20.89	9. Salyan	0	0.00	9. Kanchanpur	0	0.00			
10. Dang	0	0.00	10. Surkhet	0	0.00						
11. Banke	15	0.10									
12. Bardiya	11	0.07									
Total	6,608	44.18	Total	10	0.07	Total	10	0.07			

39. Dev (7,337)

Districts	N	%	Districts	N	%	Districts	N	%	Districts	N	%
Koshi			Madhesh			Bagmati			Gandaki		
1. Taplejung	0	0.00	1. Saptari	2,914	39.72	1. Dolakha	0	0.00	1. Gorkha	0	0.00
2. Sankhuwasabha	0	0.00	2. Siraha	31	0.42	2. Sindhupalchok	0	0.00	2. Manang	0	0.00
3. Solukhumbu	0	0.00	3. Dhanusa	22	0.30	3. Rasuwa	0	0.00	3. Mustang	0	0.00
4. Okhaldhunga	0	0.00	4. Mahottari	0	0.00	4. Dhading	0	0.00	4. Myagdi	0	0.00
5. Khotang	12	0.16	5. Sarlahi	0	0.00	5. Nuwakot	0	0.00	5. Kaski	0	0.00
6. Bhojpur	0	0.00	6. Rautahat	0	0.00	6. Kathmandu	420	5.72	6. Lamjung	0	0.00
7. Dhankuta	0	0.00	7. Bara	0	0.00	7. Bhaktapur	15	0.20	7. Tanahu	0	0.00
8. Terhathum	0	0.00	8. Parsa	0	0.00	8. Lalitpur	114	1.55	8. Nawalparasi (East)	0	0.00
9. Panchthar	0	0.00				9. Kavrepalanchok	0	0.00	9. Syangja	0	0.00
10. Ilam	11	0.15				10. Ramechhap	0	0.00	10. Parbat	0	0.00
11. Jhapa	261	3.56				11. Sindhuli	0	0.00	11. Baglung	0	0.00
12. Morang	1,760	23.99				12. Makwanpur	22	0.30			
13. Sunsari	1,639	22.34				13. Chitawan	20	0.27			
14. Udayapur	34	0.46									
Total	3,717	50.66	Total	2,967	40.44	Total	591	8.06	Total	0	0.00
Lumbini			Karnali			Sudurpashim					
1. Rukum (East)	0	0.00	1. Dolpa	0	0.00	1. Bajura	0	0.00			
2. Rolpa	0	0.00	2. Mugu	0	0.00	2. Bajhang	0	0.00			
3. Pyuthan	0	0.00	3. Humla	0	0.00	3. Darchula	0	0.00			
4. Gulmi	0	0.00	4. Jumla	0	0.00	4. Baitadi	0	0.00			
5. Arghakhanchi	0	0.00	5. Kalikot	0	0.00	5. Dadeldhura	0	0.00			
6. Palpa	0	0.00	6. Dailekh	0	0.00	6. Doti	0	0.00			
7. Nawalparasi (West)	0	0.00	7. Jajarkot	0	0.00	7. Achham	0	0.00			
8. Rupandehi	0	0.00	8. Rukum (West)	0	0.00	8. Kailali	13	0.18			
9. Kapilbastu	0	0.00	9. Salyan	0	0.00	9. Kanchanpur	24	0.33			
10. Dang	0	0.00	10. Surkhet	0	0.00						
11. Banke	25	0.34									
12. Bardiya	0	0.00									
Total	25	0.34	Total	0	0.00	Total	37	0.50			

40. Chai/Khulaut (4,787)

Districts	N	%	Districts	N	%	Districts	N	%	Districts	N	%
Koshi			Madhesh			Bagmati			Gandaki		
1. Taplejung	0	0.00	1. Saptari	81	1.69	1. Dolakha	0	0.00	1. Gorkha	0	0.00
2. Sankhuwasabha	0	0.00	2. Siraha	0	0.00	2. Sindhupalchok	0	0.00	2. Manang	0	0.00
3. Solukhumbu	0	0.00	3. Dhanusa	0	0.00	3. Rasuwa	0	0.00	3. Mustang	0	0.00
4. Okhaldhunga	0	0.00	4. Mahottari	0	0.00	4. Dhading	0	0.00	4. Myagdi	0	0.00
5. Khotang	0	0.00	5. Sarlahi	0	0.00	5. Nuwakot	0	0.00	5. Kaski	0	0.00
6. Bhojpur	0	0.00	6. Rautahat	0	0.00	6. Kathmandu	10	0.21	6. Lamjung	0	0.00
7. Dhankuta	0	0.00	7. Bara	637	13.31	7. Bhaktapur	0	0.00	7. Tanahu	0	0.00
8. Terhathum	0	0.00	8. Parsa	3,930	82.10	8. Lalitpur	0	0.00	8. Nawalparasi (East)	0	0.00
9. Panchthar	0	0.00				9. Kavrepalanchok	0	0.00	9. Syangja	0	0.00
10. Ilam	0	0.00				10. Ramechhap	0	0.00	10. Parbat	0	0.00
11. Jhapa	0	0.00				11. Sindhuli	0	0.00	11. Baglung	0	0.00
12. Morang	44	0.92				12. Makwanpur	0	0.00			
13. Sunsari	85	1.78				13. Chitawan	0	0.00			
14. Udayapur	0	0.00									
Total	129	2.69	Total	4,648	97.10	Total	10	0.21	Total	0	0.00
Lumbini			Karnali			Sudurpashim					
1. Rukum (East)	0	0.00	1. Dolpa	0	0.00	1. Bajura	0	0.00			
2. Rolpa	0	0.00	2. Mugu	0	0.00	2. Bajhang	0	0.00			
3. Pyuthan	0	0.00	3. Humla	0	0.00	3. Darchula	0	0.00			
4. Gulmi	0	0.00	4. Jumla	0	0.00	4. Baitadi	0	0.00			
5. Arghakhanchi	0	0.00	5. Kalikot	0	0.00	5. Dadeldhura	0	0.00			
6. Palpa	0	0.00	6. Dailekh	0	0.00	6. Doti	0	0.00			
7. Nawalparasi (West)	0	0.00	7. Jajarkot	0	0.00	7. Achham	0	0.00			
8. Rupandehi	0	0.00	8. Rukum (West)	0	0.00	8. Kailali	0	0.00			
9. Kapilbastu	0	0.00	9. Salyan	0	0.00	9. Kanchanpur	0	0.00			
10. Dang	0	0.00	10. Surkhet	0	0.00						
11. Banke	0	0.00									
12. Bardiya	0	0.00									
Total	0	0.00	Total	0	0.00	Total	0	0.00			

41. Beldar (3,031)

Districts	N	%	Districts	N	%	Districts	N	%	Districts	N	%
Koshi			Madhesh			Bagmati			Gandaki		
1. Taplejung	0	0.00	1. Saptari	20	0.66	1. Dolakha	0	0.00	1. Gorkha	0	0.00
2. Sankhuwasabha	0	0.00	2. Siraha	0	0.00	2. Sindhupalchok	0	0.00	2. Manang	0	0.00
3. Solukhumbu	0	0.00	3. Dhanusa	2,124	70.08	3. Rasuwa	0	0.00	3. Mustang	0	0.00
4. Okhaldhunga	0	0.00	4. Mahottari	11	0.36	4. Dhading	0	0.00	4. Myagdi	0	0.00
5. Khotang	0	0.00	5. Sarlahi	115	3.79	5. Nuwakot	0	0.00	5. Kaski	0	0.00
6. Bhojpur	0	0.00	6. Rautahat	0	0.00	6. Kathmandu	0	0.00	6. Lamjung	0	0.00
7. Dhankuta	0	0.00	7. Bara	0	0.00	7. Bhaktapur	0	0.00	7. Tanahu	0	0.00
8. Terhathum	0	0.00	8. Parsa	0	0.00	8. Lalitpur	0	0.00	8. Nawalparasi (East)	0	0.00
9. Panchthar	0	0.00				9. Kavrepalanchok	0	0.00	9. Syangja	0	0.00
10. Ilam	0	0.00				10. Ramechhap	0	0.00	10. Parbat	0	0.00
11. Jhapa	0	0.00				11. Sindhuli	0	0.00	11. Baglung	0	0.00
12. Morang	0	0.00				12. Makwanpur	0	0.00			
13. Sunsari	0	0.00				13. Chitawan	0	0.00			
14. Udayapur	0	0.00									
Total	0	0.00	Total	2,270	74.89	Total	0	0.00	Total	0	0.00
Lumbini			Karnali			Sudurpashim					
1. Rukum (East)	0	0.00	1. Dolpa	0	0.00	1. Bajura	0	0.00			
2. Rolpa	0	0.00	2. Mugu	0	0.00	2. Bajhang	0	0.00			
3. Pyuthan	0	0.00	3. Humla	0	0.00	3. Darchula	0	0.00			
4. Gulmi	0	0.00	4. Jumla	0	0.00	4. Baitadi	0	0.00			
5. Arghakhanchi	0	0.00	5. Kalikot	0	0.00	5. Dadeldhura	0	0.00			
6. Palpa	0	0.00	6. Dailekh	0	0.00	6. Doti	0	0.00			
7. Nawalparasi (West)	190	6.27	7. Jajarkot	0	0.00	7. Achham	0	0.00			
8. Rupandehi	537	17.72	8. Rukum (West)	0	0.00	8. Kailali	0	0.00			
9. Kapilbastu	34	1.12	9. Salyan	0	0.00	9. Kanchanpur	0	0.00			
10. Dang	0	0.00	10. Surkhet	0	0.00						
11. Banke	0	0.00									
12. Bardiya	0	0.00									
Total	761	25.11	Total	0	0.00	Total	0	0.00			

42. Kamar (2,415)

Districts	N	%	Districts	N	%	Districts	N	%	N	%	
Koshi			Madhesh			Bagmati			Gandaki		
1. Taplejung	0	0.00	1. Saptari	78	3.23	1. Dolakha	0	0.00	1. Gorkha	136	5.63
2. Sankhuwasabha	0	0.00	2. Siraha	46	1.90	2. Sindhupalchok	0	0.00	2. Manang	0	0.00
3. Solukhumbu	0	0.00	3. Dhanusa	34	1.41	3. Rasuwa	0	0.00	3. Mustang	0	0.00
4. Okhaldhunga	0	0.00	4. Mahottari	18	0.75	4. Dhading	0	0.00	4. Myagdi	0	0.00
5. Khotang	0	0.00	5. Sarlahi	10	0.41	5. Nuwakot	163	6.75	5. Kaski	40	1.66
6. Bhojpur	0	0.00	6. Rautahat	0	0.00	6. Kathmandu	60	2.48	6. Lamjung	30	1.24
7. Dhankuta	0	0.00	7. Bara	0	0.00	7. Bhaktapur	12	0.50	7. Tanahu	184	7.62
8. Terhathum	0	0.00	8. Parsa	102	4.22	8. Lalitpur	0	0.00	8. Nawalparasi (East)	0	0.00
9. Panchthar	0	0.00				9. Kavrepalanchok	82	3.40	9. Syangja	0	0.00
10. Ilam	26	1.08				10. Ramechhap	0	0.00	10. Parbat	0	0.00
11. Jhapa	406	16.81				11. Sindhuli	133	5.51	11. Baglung	0	0.00
12. Morang	257	10.64				12. Makwanpur	0	0.00			
13. Sunsari	368	15.24				13. Chitawan	59	2.44			
14. Udayapur	0	0.00									
Total	1,057	43.77	Total	288	11.93	Total	509	21.08	Total	390	16.15
Lumbini			Karnali			Sudurpashim					
1. Rukum (East)	0	0.00	1. Dolpa	0	0.00	1. Bajura	0	0.00			
2. Rolpa	0	0.00	2. Mugu	0	0.00	2. Bajhang	0	0.00			
3. Pyuthan	0	0.00	3. Humla	0	0.00	3. Darchula	0	0.00			
4. Gulmi	0	0.00	4. Jumla	0	0.00	4. Baitadi	0	0.00			
5. Arghakhanchi	0	0.00	5. Kalikot	0	0.00	5. Dadeldhura	0	0.00			
6. Palpa	0	0.00	6. Dailekh	0	0.00	6. Doti	0	0.00			
7. Nawalparasi (West)	126	5.22	7. Jajarkot	0	0.00	7. Achham	0	0.00			
8. Rupandehi	25	1.04	8. Rukum (West)	0	0.00	8. Kailali	0	0.00			
9. Kapilbastu	0	0.00	9. Salyan	0	0.00	9. Kanchanpur	0	0.00			
10. Dang	10	0.41	10. Surkhet	0	0.00						
11. Banke	10	0.41									
12. Bardiya	0	0.00									
Total	171	7.08	Total	0	0.00	Total	0	0.00			

43. Done (2,125)

Districts	N	%	Districts	N	%	Districts	N	%	Districts	N	%
Koshi			Madhesh			Bagmati			Gandaki		
1. Taplejung	0	0.00	1. Saptari	0	0.00	1. Dolakha	0	0.00	1. Gorkha	0	0.00
2. Sankhuwasabha	0	0.00	2. Siraha	0	0.00	2. Sindhupalchok	685	32.24	2. Manang	0	0.00
3. Solukhumbu	0	0.00	3. Dhanusa	0	0.00	3. Rasuwa	0	0.00	3. Mustang	0	0.00
4. Okhaldhunga	0	0.00	4. Mahottari	0	0.00	4. Dhading	0	0.00	4. Myagdi	0	0.00
5. Khotang	0	0.00	5. Sarlahi	0	0.00	5. Nuwakot	0	0.00	5. Kaski	0	0.00
6. Bhojpur	0	0.00	6. Rautahat	0	0.00	6. Kathmandu	0	0.00	6. Lamjung	0	0.00
7. Dhankuta	0	0.00	7. Bara	0	0.00	7. Bhaktapur	0	0.00	7. Tanahu	0	0.00
8. Terhathum	0	0.00	8. Parsa	0	0.00	8. Lalitpur	0	0.00	8. Nawalparasi (East)	0	0.00
9. Panchthar	0	0.00				9. Kavrepalanchok	1,217	57.27	9. Syangja	0	0.00
10. Ilam	0	0.00				10. Ramechhap	0	0.00	10. Parbat	0	0.00
11. Jhapa	0	0.00				11. Sindhuli	0	0.00	11. Baglung	0	0.00
12. Morang	10	0.47				12. Makwanpur	0	0.00			
13. Sunsari	0	0.00				13. Chitawan	0	0.00			
14. Udayapur	213	10.02									
Total	223	10.49	Total	0	0.00	Total	1,902	89.51	Total	0	0.00
Lumbini			Karnali			Sudurpashim					
1. Rukum (East)	0	0.00	1. Dolpa	0	0.00	1. Bajura	0	0.00			
2. Rolpa	0	0.00	2. Mugu	0	0.00	2. Bajhang	0	0.00			
3. Pyuthan	0	0.00	3. Humla	0	0.00	3. Darchula	0	0.00			
4. Gulmi	0	0.00	4. Jumla	0	0.00	4. Baitadi	0	0.00			
5. Arghakhanchi	0	0.00	5. Kalikot	0	0.00	5. Dadeldhura	0	0.00			
6. Palpa	0	0.00	6. Dailekh	0	0.00	6. Doti	0	0.00			
7. Nawalparasi (West)	0	0.00	7. Jajarkot	0	0.00	7. Achham	0	0.00			
8. Rupandehi	0	0.00	8. Rukum (West)	0	0.00	8. Kailali	0	0.00			
9. Kapilbastu	0	0.00	9. Salyan	0	0.00	9. Kanchanpur	0	0.00			
10. Dang	0	0.00	10. Surkhet	0	0.00						
11. Banke	0	0.00									
12. Bardiya	0	0.00									
Total	0	0.00	Total	0	0.00	Total	0	0.00			

44. Nurang (15)

Districts	N	%	Districts	N	%	Districts	N	%	Districts	N	%
Koshi			Madhesh			Bagmati			Gandaki		
1. Taplejung	0	0.00	1. Saptari	0	0.00	1. Dolakha	0	0.00	1. Gorkha	0	0.00
2. Sankhuwasabha	0	0.00	2. Siraha	0	0.00	2. Sindhupalchok	0	0.00	2. Manang	0	0.00
3. Solukhumbu	0	0.00	3. Dhanusa	0	0.00	3. Rasuwa	0	0.00	3. Mustang	0	0.00
4. Okhaldhunga	0	0.00	4. Mahottari	0	0.00	4. Dhading	0	0.00	4. Myagdi	0	0.00
5. Khotang	0	0.00	5. Sarlahi	0	0.00	5. Nuwakot	0	0.00	5. Kaski	0	0.00
6. Bhojpur	0	0.00	6. Rautahat	0	0.00	6. Kathmandu	0	0.00	6. Lamjung	0	0.00
7. Dhankuta	0	0.00	7. Bara	0	0.00	7. Bhaktapur	0	0.00	7. Tanahu	0	0.00
8. Terhathum	0	0.00	8. Parsa	0	0.00	8. Lalitpur	0	0.00	8. Nawalparasi (East)	0	0.00
9. Panchthar	0	0.00				9. Kavrepalanchok	0	0.00	9. Syangja	0	0.00
10. Ilam	0	0.00				10. Ramechhap	0	0.00	10. Parbat	0	0.00
11. Jhapa	0	0.00				11. Sindhuli	0	0.00	11. Baglung	0	0.00
12. Morang	0	0.00				12. Makwanpur	0	0.00			
13. Sunsari	0	0.00				13. Chitawan	0	0.00			
14. Udayapur	0	0.00									
Total	0	0.00	Total	0	0.00	Total	0	0.00	Total	0	0.00
Lumbini			Karnali			Sudurpashim					
1. Rukum (East)	0	0.00	1. Dolpa	0	0.00	1. Bajura	0	0.00			
2. Rolpa	0	0.00	2. Mugu	0	0.00	2. Bajhang	0	0.00			
3. Pyuthan	0	0.00	3. Humla	0	0.00	3. Darchula	0	0.00			
4. Gulmi	0	0.00	4. Jumla	0	0.00	4. Baitadi	0	0.00			
5. Arghakhanchi	0	0.00	5. Kalikot	0	0.00	5. Dadeldhura	0	0.00			
6. Palpa	0	0.00	6. Dailekh	0	0.00	6. Doti	0	0.00			
7. Nawalparasi (West)	0	0.00	7. Jajarkot	0	0.00	7. Achham	0	0.00			
8. Rupandehi	0	0.00	8. Rukum (West)	0	0.00	8. Kailali	0	0.00			
9. Kapilbastu	0	0.00	9. Salyan	0	0.00	9. Kanchanpur	0	0.00			
10. Dang	0	0.00	10. Surkhet	0	0.00						
11. Banke	15	100.00									
12. Bardiya	0	0.00									
Total	15	100.00	Total	0	0.00	Total	0	0.00			

C. Hill Dalits (2,506,476)

Districts	N	%	Districts	N	%	Districts	N	%	N	%	
Koshi			Madhesh			Bagmati			Gandaki		
1. Taplejung	8,387	0.33	1. Saptari	4,483	0.18	1. Dolakha	14,801	0.59	1. Gorkha	42,655	1.70
2. Sankhuwasabha	13,378	0.53	2. Siraha	5,577	0.22	2. Sindhupalchok	19,230	0.77	2. Manang	381	0.02
3. Solukhumbu	8,544	0.34	3. Dhanusa	5,275	0.21	3. Rasuwa	1,404	0.06	3. Mustang	2,494	0.10
4. Okhaldhunga	15,143	0.60	4. Mahottari	7,007	0.28	4. Dhading	38,466	1.53	4. Myagdi	27,918	1.11
5. Khotang	19,626	0.78	5. Sarlahi	11,928	0.48	5. Nuwakot	18,471	0.74	5. Kaski	100,268	4.00
6. Bhojpur	14,921	0.60	6. Rautahat	3,253	0.13	6. Kathmandu	69,888	2.79	6. Lamjung	29,115	1.16
7. Dhankuta	10,858	0.43	7. Bara	4,340	0.17	7. Bhaktapur	11,529	0.46	7. Tanahu	54,236	2.16
8. Terhathum	8,206	0.33	8. Parsa	2,389	0.10	8. Lalitpur	18,715	0.75	8. Nawalparasi (East)	39,262	1.57
9. Panchthar	10,170	0.41				9. Kavrepalanchok	22,911	0.91	9. Syangja	43,282	1.73
10. Ilam	15,142	0.60				10. Ramechhap	15,495	0.62	10. Parbat	34,454	1.37
11. Jhapa	60,543	2.42				11. Sindhuli	34,973	1.40	11. Baglung	71,876	2.87
12. Morang	48,099	1.92				12. Makwanpur	19,417	0.77			
13. Sunsari	37,242	1.49				13. Chitawan	63,346	2.53			
14. Udayapur	37,911	1.51									
Total	308,170	12.29	Total	44,252	1.77	Total	348,646	13.91	Total	445,941	17.79
Lumbini			Karnali			Sudurpashim					
1. Rukum (East)	12,029	0.48	1. Dolpa	5,900	0.24	1. Bajura	35,759	1.43			
2. Rolpa	39,990	1.60	2. Mugu	14,372	0.57	2. Bajhang	29,300	1.17			
3. Pyuthan	49,351	1.97	3. Humla	9,290	0.37	3. Darchula	17,330	0.69			
4. Gulmi	56,011	2.23	4. Jumla	21,078	0.84	4. Baitadi	52,607	2.10			
5. Arghakhanchi	39,747	1.59	5. Kalikot	41,076	1.64	5. Dadeldhura	31,597	1.26			
6. Palpa	30,093	1.20	6. Dailekh	70,650	2.82	6. Doti	49,589	1.98			
7. Nawalparasi (West)	18,679	0.75	7. Jajarkot	55,382	2.21	7. Achham	65,697	2.62			
8. Rupandehi	61,227	2.44	8. Rukum (West)	34,933	1.39	8. Kailali	119,938	4.79			
9. Kapilbastu	21,246	0.85	9. Salyan	38,469	1.53	9. Kanchanpur	69,193	2.76			
10. Dang	79,122	3.16	10. Surkhet	104,754	4.18						
11. Banke	43,412	1.73									
12. Bardiya	41,646	1.66									
Total	492,553	19.65	Total	395,904	15.80	Total	471,010	18.79			

45. Bishwokarma (1,470,010)

Districts	N	%	Districts	N	%	Districts	N	%	Districts	N	%
Koshi			Madhesh			Bagmati			Gandaki		
1. Taplejung	5,487	0.37	1. Saptari	3,404	0.23	1. Dolakha	7,240	0.49	1. Gorkha	14,815	1.01
2. Sankhuwasabha	7,866	0.54	2. Siraha	3,270	0.22	2. Sindhupalchok	9,523	0.65	2. Manang	286	0.02
3. Solukhumbu	6,144	0.42	3. Dhanusa	2,696	0.18	3. Rasuwa	840	0.06	3. Mustang	1,553	0.11
4. Okhaldhunga	5,950	0.40	4. Mahottari	4,257	0.29	4. Dhading	13,843	0.94	4. Myagdi	16,297	1.11
5. Khotang	8,697	0.59	5. Sarlahi	7,907	0.54	5. Nuwakot	8,192	0.56	5. Kaski	54,431	3.70
6. Bhojpur	6,746	0.46	6. Rautahat	2,417	0.16	6. Kathmandu	34,070	2.32	6. Lamjung	14,000	0.95
7. Dhankuta	5,498	0.37	7. Bara	2,912	0.20	7. Bhaktapur	5,321	0.36	7. Tanahu	26,334	1.79
8. Terhathum	3,834	0.26	8. Parsa	1,481	0.10	8. Lalitpur	9,776	0.67	8. Nawalparasi (East)	23,606	1.61
9. Panchthar	5,629	0.38				9. Kavrepalanchok	9,402	0.64	9. Syangja	20,941	1.42
10. Ilam	9,783	0.67				10. Ramechhap	5,252	0.36	10. Parbat	12,873	0.88
11. Jhapa	33,859	2.30				11. Sindhuli	14,560	0.99	11. Baglung	44,721	3.04
12. Morang	25,422	1.73				12. Makwanpur	13,642	0.93			
13. Sunsari	23,440	1.59				13. Chitawan	36,500	2.48			
14. Udayapur	18,683	1.27									
Total	167,038	11.36	Total	28,344	1.93	Total	168,161	11.44	Total	229,857	15.64
Lumbini			Karnali			Sudurpashim					
1. Rukum (East)	9,505	0.65	1. Dolpa	3,999	0.27	1. Bajura	22,457	1.53			
2. Rolpa	29,485	2.01	2. Mugu	9,308	0.63	2. Bajhang	19,821	1.35			
3. Pyuthan	31,855	2.17	3. Humla	5,516	0.38	3. Darchula	13,696	0.93			
4. Gulmi	33,105	2.25	4. Jumla	8,886	0.60	4. Baitadi	35,146	2.39			
5. Arghakhanchi	21,518	1.46	5. Kalikot	27,224	1.85	5. Dadeldhura	17,173	1.17			
6. Palpa	17,090	1.16	6. Dailekh	49,546	3.37	6. Doti	23,909	1.63			
7. Nawalparasi (West)	12,151	0.83	7. Jajarkot	42,826	2.91	7. Achham	39,673	2.70			
8. Rupandehi	37,643	2.56	8. Rukum (West)	24,633	1.68	8. Kailali	79,297	5.39			
9. Kapilbastu	12,857	0.87	9. Salyan	26,795	1.82	9. Kanchanpur	40,194	2.73			
10. Dang	46,165	3.14	10. Surkhet	75,229	5.12						
11. Banke	31,006	2.11									
12. Bardiya	28,902	1.97									
Total	311,282	21.18	Total	273,962	18.64	Total	291,366	19.82			

46. Pariyar (565,932)

Districts	N	%	Districts	N	%	Districts	N	%	Districts	N	%
Koshi			Madhesh			Bagmati			Gandaki		
1. Taplejung	1,750	0.31	1. Saptari	790	0.14	1. Dolakha	3,717	0.66	1. Gorkha	7,382	1.30
2. Sankhuwasabha	3,412	0.60	2. Siraha	1,124	0.20	2. Sindhupalchok	5,160	0.91	2. Manang	66	0.01
3. Solukhumbu	1,812	0.32	3. Dhanusa	1,220	0.22	3. Rasuwa	549	0.10	3. Mustang	817	0.14
4. Okhaldhunga	4,730	0.84	4. Mahottari	1,851	0.33	4. Dhading	8,484	1.50	4. Myagdi	7,310	1.29
5. Khotang	5,272	0.93	5. Sarlahi	2,366	0.42	5. Nuwakot	5,131	0.91	5. Kaski	23,603	4.17
6. Bhojpur	4,266	0.75	6. Rautahat	666	0.12	6. Kathmandu	23,861	4.22	6. Lamjung	6,272	1.11
7. Dhankuta	3,224	0.57	7. Bara	1,033	0.18	7. Bhaktapur	3,725	0.66	7. Tanahu	11,847	2.09
8. Terhathum	3,042	0.54	8. Parsa	627	0.11	8. Lalitpur	4,647	0.82	8. Nawalparasi (East)	10,132	1.79
9. Panchthar	3,592	0.63				9. Kavrepalanchok	5,910	1.04	9. Syangja	10,338	1.83
10. Ilam	4,130	0.73				10. Ramechhap	4,295	0.76	10. Parbat	11,751	2.08
11. Jhapa	20,627	3.64				11. Sindhuli	9,486	1.68	11. Baglung	12,003	2.12
12. Morang	16,709	2.95				12. Makwanpur	4,014	0.71			
13. Sunsari	9,451	1.67				13. Chitawan	15,541	2.75			
14. Udayapur	9,910	1.75									
Total	91,927	16.24	Total	9,677	1.71	Total	94,520	16.70	Total	101,521	17.94
Lumbini			Karnali			Sudurpashim					
1. Rukum (East)	2,126	0.38	1. Dolpa	670	0.12	1. Bajura	6,908	1.22			
2. Rolpa	8,549	1.51	2. Mugu	3,474	0.61	2. Bajhang	4,411	0.78			
3. Pyuthan	7,336	1.30	3. Humla	2,313	0.41	3. Darchula	2,175	0.38			
4. Gulmi	9,345	1.65	4. Jumla	3,133	0.55	4. Baitadi	7,003	1.24			
5. Arghakhanchi	5,624	0.99	5. Kalikot	8,145	1.44	5. Dadeldhura	5,031	0.89			
6. Palpa	4,721	0.83	6. Dailekh	12,851	2.27	6. Doti	14,473	2.56			
7. Nawalparasi (West)	4,085	0.72	7. Jajarkot	7,439	1.31	7. Achham	19,242	3.40			
8. Rupandehi	14,796	2.61	8. Rukum (West)	6,102	1.08	8. Kailali	25,724	4.55			
9. Kapilbastu	5,353	0.95	9. Salyan	6,492	1.15	9. Kanchanpur	16,282	2.88			
10. Dang	19,220	3.40	10. Surkhet	17,846	3.15						
11. Banke	8,760	1.55									
12. Bardiya	8,658	1.53									
Total	98,573	17.42	Total	68,465	12.10	Total	101,249	17.89			

47. Mijar (452,229)

Districts	N	%	Districts	N	%	Districts	N	%	N	%	
Koshi			Madhesh			Bagmati		Gandaki			
1. Taplejung	1,150	0.25	1. Saptari	289	0.06	1. Dolakha	3,797	0.84	1. Gorkha	20,243	4.48
2. Sankhuwasabha	2,100	0.46	2. Siraha	1,115	0.25	2. Sindhupalchok	4,547	1.01	2. Manang	29	0.01
3. Solukhumbu	588	0.13	3. Dhanusa	1,338	0.30	3. Rasuwa	15	0.00	3. Mustang	124	0.03
4. Okhaldhunga	4,422	0.98	4. Mahottari	822	0.18	4. Dhading	16,015	3.54	4. Myagdi	4,311	0.95
5. Khotang	5,657	1.25	5. Sarlahi	1,630	0.36	5. Nuwakot	5,148	1.14	5. Kaski	21,589	4.77
6. Bhojpur	3,860	0.85	6. Rautahat	152	0.03	6. Kathmandu	11,462	2.53	6. Lamjung	8,732	1.93
7. Dhankuta	2,136	0.47	7. Bara	395	0.09	7. Bhaktapur	2,451	0.54	7. Tanahu	15,797	3.49
8. Terhathum	1,330	0.29	8. Parsa	230	0.05	8. Lalitpur	4,253	0.94	8. Nawalparasi (East)	5,449	1.20
9. Panchthar	949	0.21				9. Kavrepalanchok	7,599	1.68	9. Syangja	11,865	2.62
10. Ilam	1,219	0.27				10. Ramechhap	5,891	1.30	10. Parbat	9,830	2.17
11. Jhapa	5,870	1.30				11. Sindhuli	10,892	2.41	11. Baglung	15,022	3.32
12. Morang	5,866	1.30				12. Makwanpur	1,761	0.39			
13. Sunsari	4,292	0.95				13. Chitawan	10,779	2.38			
14. Udayapur	9,318	2.06									
Total	48,757	10.78	Total	5,971	1.32	Total	84,610	18.71	Total	112,991	24.99
Lumbini			Karnali			Sudurpashim					
1. Rukum (East)	367	0.08	1. Dolpa	1,231	0.27	1. Bajura	6,394	1.41			
2. Rolpa	1,813	0.40	2. Mugu	1,590	0.35	2. Bajhang	4,919	1.09			
3. Pyuthan	9,793	2.17	3. Humla	1,461	0.32	3. Darchula	1,244	0.28			
4. Gulmi	13,267	2.93	4. Jumla	9,059	2.00	4. Baitadi	10,430	2.31			
5. Arghakhanchi	12,218	2.70	5. Kalikot	5,687	1.26	5. Dadeldhura	9,374	2.07			
6. Palpa	8,095	1.79	6. Dailekh	7,651	1.69	6. Doti	11,005	2.43			
7. Nawalparasi (West)	2,327	0.51	7. Jajarkot	3,924	0.87	7. Achham	6,733	1.49			
8. Rupandehi	8,426	1.86	8. Rukum (West)	3,544	0.78	8. Kailali	13,448	2.97			
9. Kapilbastu	2,567	0.57	9. Salyan	4,477	0.99	9. Kanchanpur	12,246	2.71			
10. Dang	11,850	2.62	10. Surkhet	9,260	2.05						
11. Banke	2,654	0.59									
12. Bardiya	2,846	0.63									
Total	76,223	16.85	Total	47,884	10.59	Total	75,793	16.76			

8. Badi (11,395)

Districts	N	%	Districts	N	%	Districts	N	%	Districts	N	%
Koshi			Madhesh			Bagmati			Gandaki		
1. Taplejung	0	0.00	1. Saptari	0	0.00	1. Dolakha	47	0.41	1. Gorkha	47	0.41
2. Sankhuwasabha	0	0.00	2. Siraha	68	0.60	2. Sindhupalchok	0	0.00	2. Manang	0	0.00
3. Solukhumbu	0	0.00	3. Dhanusa	21	0.18	3. Rasuwa	0	0.00	3. Mustang	0	0.00
4. Okhaldhunga	41	0.36	4. Mahottari	77	0.68	4. Dhading	96	0.84	4. Myagdi	0	0.00
5. Khotang	0	0.00	5. Sarlahi	25	0.22	5. Nuwakot	0	0.00	5. Kaski	23	0.20
6. Bhojpur	0	0.00	6. Rautahat	18	0.16	6. Kathmandu	186	1.63	6. Lamjung	25	0.22
7. Dhankuta	0	0.00	7. Bara	0	0.00	7. Bhaktapur	0	0.00	7. Tanahu	0	0.00
8. Terhathum	0	0.00	8. Parsa	0	0.00	8. Lalitpur	25	0.22	8. Nawalparasi (East)	11	0.10
9. Panchthar	0	0.00				9. Kavrepalanchok	0	0.00	9. Syangja	22	0.19
10. Ilam	0	0.00				10. Ramechhap	57	0.50	10. Parbat	0	0.00
11. Jhapa	11	0.10				11. Sindhuli	35	0.31	11. Baglung	0	0.00
12. Morang	87	0.76				12. Makwanpur	0	0.00			
13. Sunsari	59	0.52				13. Chitawan	19	0.17			
14. Udayapur	0	0.00									
Total	198	1.74	Total	209	1.83	Total	465	4.08	Total	128	1.12
Lumbini			Karnali			Sudurpashim					
1. Rukum (East)	31	0.27	1. Dolpa	0	0.00	1. Bajura	0	0.00			
2. Rolpa	70	0.61	2. Mugu	0	0.00	2. Bajhang	149	1.31			
3. Pyuthan	74	0.65	3. Humla	0	0.00	3. Darchula	215	1.89			
4. Gulmi	0	0.00	4. Jumla	0	0.00	4. Baitadi	28	0.25			
5. Arghakhanchi	112	0.98	5. Kalikot	20	0.18	5. Dadeldhura	19	0.17			
6. Palpa	0	0.00	6. Dailekh	525	4.61	6. Doti	202	1.77			
7. Nawalparasi (West)	0	0.00	7. Jajarkot	1,069	9.38	7. Achham	49	0.43			
8. Rupandehi	69	0.61	8. Rukum (West)	597	5.24	8. Kailali	1,452	12.74			
9. Kapilbastu	93	0.82	9. Salyan	639	5.61	9. Kanchanpur	458	4.02			
10. Dang	1,090	9.57	10. Surkhet	1,912	16.78						
11. Banke	610	5.35									
12. Bardiya	912	8.00									
Total	3,061	26.86	Total	4,762	41.79	Total	2,572	22.57			

49. Gaine (6,910)

Districts	N	%	Districts	N	%	Districts	N	%	N	%	
Koshi			Madhesh			Bagmati			Gandaki		
1. Taplejung	0	0.00	1. Saptari	0	0.00	1. Dolakha	0	0.00	1. Gorkha	168	2.43
2. Sankhuwasabha	0	0.00	2. Siraha	0	0.00	2. Sindhupalchok	0	0.00	2. Manang	0	0.00
3. Solukhumbu	0	0.00	3. Dhanusa	0	0.00	3. Rasuwa	0	0.00	3. Mustang	0	0.00
4. Okhaldhunga	0	0.00	4. Mahottari	0	0.00	4. Dhading	28	0.41	4. Myagdi	0	0.00
5. Khotang	0	0.00	5. Sarlahi	0	0.00	5. Nuwakot	0	0.00	5. Kaski	622	9.00
6. Bhojpur	49	0.71	6. Rautahat	0	0.00	6. Kathmandu	309	4.47	6. Lamjung	86	1.24
7. Dhankuta	0	0.00	7. Bara	0	0.00	7. Bhaktapur	32	0.46	7. Tanahu	258	3.73
8. Terhathum	0	0.00	8. Parsa	51	0.74	8. Lalitpur	14	0.20	8. Nawalparasi (East)	64	0.93
9. Panchthar	0	0.00				9. Kavrepalanchok	0	0.00	9. Syangja	116	1.68
10. Ilam	10	0.14				10. Ramechhap	0	0.00	10. Parbat	0	0.00
11. Jhapa	176	2.55				11. Sindhuli	0	0.00	11. Baglung	130	1.88
12. Morang	15	0.22				12. Makwanpur	0	0.00			
13. Sunsari	0	0.00				13. Chitawan	507	7.34			
14. Udayapur	0	0.00									
Total	250	3.62	Total	51	0.74	Total	890	12.88	Total	1,444	20.90
Lumbini			Karnali			Sudurpashim					
1. Rukum (East)	0	0.00	1. Dolpa	0	0.00	1. Bajura	0	0.00			
2. Rolpa	73	1.06	2. Mugu	0	0.00	2. Bajhang	0	0.00			
3. Pyuthan	293	4.24	3. Humla	0	0.00	3. Darchula	0	0.00			
4. Gulmi	294	4.25	4. Jumla	0	0.00	4. Baitadi	0	0.00			
5. Arghakhanchi	275	3.98	5. Kalikot	0	0.00	5. Dadeldhura	0	0.00			
6. Palpa	187	2.71	6. Dailekh	77	1.11	6. Doti	0	0.00			
7. Nawalparasi (West)	116	1.68	7. Jajarkot	124	1.79	7. Achham	0	0.00			
8. Rupandehi	293	4.24	8. Rukum (West)	57	0.82	8. Kailali	17	0.25			
9. Kapilbastu	376	5.44	9. Salyan	66	0.96	9. Kanchanpur	13	0.19			
10. Dang	797	11.53	10. Surkhet	507	7.34						
11. Banke	382	5.53									
12. Bardiya	328	4.75									
Total	3,414	49.41	Total	831	12.03	Total	30	0.43			

D. Madheshi Dalits (1,391,255)

Districts	N	%	Districts	N	%	Districts	N	%	N	%	
Koshi			Madhesh			Bagmati			Gandaki		
1. Taplejung	10	0.00	1. Saptari	167,317	12.03	1. Dolakha	49	0.00	1. Gorkha	85	0.01
2. Sankhuwasabha	14	0.00	2. Siraha	159,393	11.46	2. Sindhupalchok	21	0.00	2. Manang	0	0.00
3. Solukhumbu	17	0.00	3. Dhanusa	144,317	10.37	3. Rasuwa	0	0.00	3. Mustang	0	0.00
4. Okhaldhunga	13	0.00	4. Mahottari	112,621	8.09	4. Dhading	11	0.00	4. Myagdi	40	0.00
5. Khotang	16	0.00	5. Sarlahi	110,257	7.93	5. Nuwakot	43	0.00	5. Kaski	315	0.02
6. Bhojpur	20	0.00	6. Rautahat	105,154	7.56	6. Kathmandu	3,804	0.27	6. Lamjung	0	0.00
7. Dhankuta	14	0.00	7. Bara	84,863	6.10	7. Bhaktapur	461	0.03	7. Tanahu	77	0.01
8. Terhathum	0	0.00	8. Parsa	78,681	5.66	8. Lalitpur	796	0.06	8. Nawalparasi (East)	1,130	0.08
9. Panchthar	47	0.00				9. Kavrepalanchok	55	0.00	9. Syangja	0	0.00
10. Ilam	135	0.01				10. Ramechhap	68	0.00	10. Parbat	0	0.00
11. Jhapa	8,787	0.63				11. Sindhuli	2,597	0.19	11. Baglung	28	0.00
12. Morang	86,791	6.24				12. Makwanpur	629	0.05			
13. Sunsari	71,951	5.17				13. Chitawan	2,040	0.15			
14. Udayapur	5,309	0.38									
Total	173,124	12.44	Total	962,603	69.19	Total	10,574	0.76	Total	1,675	0.12
Lumbini			Sudurpashim								
1. Rukum (East)	0	0.00	1. Dolpa	0	0.00	1. Bajura	0	0.00			
2. Rolpa	13	0.00	2. Mugu	18	0.00	2. Bajhang	13	0.00			
3. Pyuthan	25	0.00	3. Humla	14	0.00	3. Darchula	0	0.00			
4. Gulmi	27	0.00	4. Jumla	0	0.00	4. Baitadi	0	0.00			
5. Arghakhanchi	0	0.00	5. Kalikot	47	0.00	5. Dadeldhura	16	0.00			
6. Palpa	115	0.01	6. Dailekh	17	0.00	6. Doti	45	0.00			
7. Nawalparasi (West)	42,615	3.06	7. Jajarkot	13	0.00	7. Achham	0	0.00			
8. Rupandehi	71,712	5.15	8. Rukum (West)	0	0.00	8. Kailali	544	0.04			
9. Kapilbastu	77,412	5.56	9. Salyan	0	0.00	9. Kanchanpur	44	0.00			
10. Dang	1,232	0.09	10. Surkhet	99	0.01						
11. Banke	40,576	2.92									
12. Bardiya	8,682	0.62									
Total	242,409	17.42	Total	208	0.01	Total	662	0.05			

50. Chamar/Harijan/Ram (393,255)

Districts	N	%	Districts	N	%	Districts	N	%	Districts	N	%
Koshi			Madhesh			Bagmati			Gandaki		
1. Taplejung	0	0.00	1. Saptari	32,726	8.32	1. Dolakha	0	0.00	1. Gorkha	0	0.00
2. Sankhuwasabha	0	0.00	2. Siraha	42,446	10.79	2. Sindhupalchok	0	0.00	2. Manang	0	0.00
3. Solukhumbu	0	0.00	3. Dhanusa	34,349	8.73	3. Rasuwa	0	0.00	3. Mustang	0	0.00
4. Okhaldhunga	0	0.00	4. Mahottari	25,230	6.42	4. Dhading	0	0.00	4. Myagdi	0	0.00
5. Khotang	0	0.00	5. Sarlahi	32,458	8.25	5. Nuwakot	0	0.00	5. Kaski	0	0.00
6. Bhojpur	0	0.00	6. Rautahat	33,593	8.54	6. Kathmandu	901	0.23	6. Lamjung	0	0.00
7. Dhankuta	0	0.00	7. Bara	35,120	8.93	7. Bhaktapur	60	0.02	7. Tanahu	0	0.00
8. Terhathum	0	0.00	8. Parsa	33,474	8.51	8. Lalitpur	206	0.05	8. Nawalparasi (East)	0	0.00
9. Panchthar	0	0.00				9. Kavrepalanchok	0	0.00	9. Syangja	0	0.00
10. Ilam	15	0.00				10. Ramechhap	0	0.00	10. Parbat	0	0.00
11. Jhapa	1,035	0.26				11. Sindhuli	66	0.02	11. Baglung	0	0.00
12. Morang	4,522	1.15				12. Makwanpur	200	0.05			
13. Sunsari	8,234	2.09				13. Chitawan	535	0.14			
14. Udayapur	205	0.05									
Total	14,011	3.56	Total	269,396	68.50	Total	1968	0.50	Total	0	0.00
Lumbini			Karnali			Sudurpashim					
1. Rukum (East)	0	0.00	1. Dolpa	0	0.00	1. Bajura	0	0.00			
2. Rolpa	0	0.00	2. Mugu	0	0.00	2. Bajhang	0	0.00			
3. Pyuthan	0	0.00	3. Humla	0	0.00	3. Darchula	0	0.00			
4. Gulmi	0	0.00	4. Jumla	0	0.00	4. Baitadi	0	0.00			
5. Arghakhanchi	0	0.00	5. Kalikot	0	0.00	5. Dadeldhura	0	0.00			
6. Palpa	0	0.00	6. Dailekh	0	0.00	6. Doti	0	0.00			
7. Nawalparasi (West)	27,941	7.11	7. Jajarkot	0	0.00	7. Achham	0	0.00			
8. Rupandehi	37,819	9.62	8. Rukum (West)	0	0.00	8. Kailali	286	0.07			
9. Kapilbastu	23,313	5.93	9. Salyan	0	0.00	9. Kanchanpur	13	0.00			
10. Dang	954	0.24	10. Surkhet	0	0.00						
11. Banke	13,363	3.40									
12. Bardiya	4,191	1.07									
Total	107,581	27.36	Total	0	0.00	Total	299	0.08			

51. Musahar (264,858)

Districts	N	%	Districts	N	%	Districts	N	%	Districts	N	%
Koshi			Madhesh			Bagmati			Gandaki		
1. Taplejung	10	0.00	1. Saptari	46,581	17.59	1. Dolakha	0	0.00	1. Gorkha	0	0.00
2. Sankhuwasabha	0	0.00	2. Siraha	47,550	17.95	2. Sindhupalchok	0	0.00	2. Manang	0	0.00
3. Solukhumbu	0	0.00	3. Dhanusa	22,275	8.41	3. Rasuwa	0	0.00	3. Mustang	0	0.00
4. Okhaldhunga	0	0.00	4. Mahottari	27,352	10.33	4. Dhading	0	0.00	4. Myagdi	0	0.00
5. Khotang	0	0.00	5. Sarlahi	12,723	4.80	5. Nuwakot	19	0.01	5. Kaski	48	0.02
6. Bhojpur	0	0.00	6. Rautahat	7,470	2.82	6. Kathmandu	314	0.12	6. Lamjung	0	0.00
7. Dhankuta	0	0.00	7. Bara	7,344	2.77	7. Bhaktapur	57	0.02	7. Tanahu	20	0.01
8. Terhathum	0	0.00	8. Parsa	7,858	2.97	8. Lalitpur	105	0.04	8. Nawalparasi (East)	945	0.36
9. Panchthar	37	0.01				9. Kavrepalanchok	0	0.00	9. Syangja	0	0.00
10. Ilam	34	0.01				10. Ramechhap	0	0.00	10. Parbat	0	0.00
11. Jhapa	3,450	1.30				11. Sindhuli	2,360	0.89	11. Baglung	0	0.00
12. Morang	35,462	13.39				12. Makwanpur	14	0.01			
13. Sunsari	31,416	11.86				13. Chitawan	336	0.13			
14. Udayapur	4,478	1.69									
Total	74,887	28.27	Total	179,153	67.64	Total	3,205	1.21	Total	1,013	0.38
Lumbini			Karnali			Sudurpashim					
1. Rukum (East)	0	0.00	1. Dolpa	0	0.00	1. Bajura	0	0.00			
2. Rolpa	0	0.00	2. Mugu	0	0.00	2. Bajhang	0	0.00			
3. Pyuthan	0	0.00	3. Humla	0	0.00	3. Darchula	0	0.00			
4. Gulmi	0	0.00	4. Jumla	0	0.00	4. Baitadi	0	0.00			
5. Arghakhanchi	0	0.00	5. Kalikot	0	0.00	5. Dadeldhura	0	0.00			
6. Palpa	0	0.00	6. Dailekh	17	0.01	6. Doti	0	0.00			
7. Nawalparasi (West)	4,167	1.57	7. Jajarkot	0	0.00	7. Achham	0	0.00			
8. Rupandehi	1,787	0.67	8. Rukum (West)	0	0.00	8. Kailali	0	0.00			
9. Kapilbastu	12	0.00	9. Salyan	0	0.00	9. Kanchanpur	0	0.00			
10. Dang	0	0.00	10. Surkhet	10	0.00						
11. Banke	194	0.07									
12. Bardiya	413	0.16									
Total	6,573	2.48	Total	27	0.01	Total	0	0.00			

52. Dusadh/Pasawan/Pasi (250,845)

Districts	N	%	Districts	N	%	Districts	N	%	Districts	N	%
Koshi			Madhesh			Bagmati			Gandaki		
1. Taplejung	0	0.00	1. Saptari	9,339	3.72	1. Dolakha	19	0.01	1. Gorkha	33	0.01
2. Sankhuwasabha	0	0.00	2. Siraha	24,690	9.84	2. Sindhupalchok	21	0.01	2. Manang	0	0.00
3. Solukhumbu	0	0.00	3. Dhanusa	22,852	9.11	3. Rasuwa	0	0.00	3. Mustang	0	0.00
4. Okhaldhunga	13	0.01	4. Mahottari	17,609	7.02	4. Dhading	0	0.00	4. Myagdi	16	0.01
5. Khotang	0	0.00	5. Sarlahi	33,671	13.42	5. Nuwakot	24	0.01	5. Kaski	66	0.03
6. Bhojpur	0	0.00	6. Rautahat	24,327	9.70	6. Kathmandu	636	0.25	6. Lamjung	0	0.00
7. Dhankuta	0	0.00	7. Bara	25,210	10.05	7. Bhaktapur	90	0.04	7. Tanahu	21	0.01
8. Terhathum	0	0.00	8. Parsa	18,492	7.37	8. Lalitpur	104	0.04	8. Nawalparasi (East)	61	0.02
9. Panchthar	0	0.00				9. Kavrepalanchok	21	0.01	9. Syangja	0	0.00
176,190	70.24	0.00				10. Ramechhap	13	0.01	10. Parbat	0	0.00
11. Jhapa	688	0.27				11. Sindhuli	35	0.01	11. Baglung	0	0.00
12. Morang	9,706	3.87				12. Makwanpur	149	0.06			
13. Sunsari	3,910	1.56				13. Chitawan	560	0.22			
14. Udayapur	69	0.03									
Total	14,396	5.74	Total	176,190	70.24	Total	1,672	0.67	Total	197	0.08
Lumbini			Karnali			Sudurpashim					
1. Rukum (East)	0	0.00	1. Dolpa	0	0.00	1. Bajura	0	0.00			
2. Rolpa	0	0.00	2. Mugu	0	0.00	2. Bajhang	0	0.00			
3. Pyuthan	11	0.00	3. Humla	0	0.00	3. Darchula	0	0.00			
4. Gulmi	15	0.01	4. Jumla	0	0.00	4. Baitadi	0	0.00			
5. Arghakhanchi	0	0.00	5. Kalikot	0	0.00	5. Dadeldhura	0	0.00			
6. Palpa	25	0.01	6. Dailekh	0	0.00	6. Doti	0	0.00			
7. Nawalparasi (West)	5,755	2.29	7. Jajarkot	0	0.00	7. Achham	0	0.00			
8. Rupandehi	15,828	6.31	8. Rukum (West)	0	0.00	8. Kailali	64	0.03			
9. Kapilbastu	28,495	11.36	9. Salyan	0	0.00	9. Kanchanpur	0	0.00			
10. Dang	70	0.03	10. Surkhet	20	0.01						
11. Banke	6,491	2.59									
12. Bardiya	1,616	0.64									
Total	58,306	23.24	Total	20	0.01	Total	64	0.03			

53. Tatma/Tatwa (125,951)

Districts	N	%	Districts	N	%	Districts	N	%	Districts	N	%
Koshi			Madhesh			Bagmati			Gandaki		
1. Taplejung	0	0.00	1. Saptari	7,271	5.77	1. Dolakha	30	0.02	1. Gorkha	13	0.01
2. Sankhuwasabha	14	0.01	2. Siraha	17,698	14.05	2. Sindhupalchok	0	0.00	2. Manang	0	0.00
3. Solukhumbu	17	0.01	3. Dhanusa	31,968	25.38	3. Rasuwa	0	0.00	3. Mustang	0	0.00
4. Okhaldhunga	0	0.00	4. Mahottari	11,579	9.19	4. Dhading	0	0.00	4. Myagdi	11	0.01
5. Khotang	16	0.01	5. Sarlahi	9,710	7.71	5. Nuwakot	0	0.00	5. Kaski	85	0.07
6. Bhojpur	20	0.02	6. Rautahat	21,367	16.96	6. Kathmandu	553	0.44	6. Lamjung	0	0.00
7. Dhankuta	14	0.01	7. Bara	7,953	6.31	7. Bhaktapur	54	0.04	7. Tanahu	20	0.02
8. Terhathum	0	0.00	8. Parsa	9,961	7.91	8. Lalitpur	116	0.09	8. Nawalparasi (East)	18	0.01
9. Panchthar	10	0.01				9. Kavrepalanchok	15	0.01	9. Syangja	0	0.00
10. Ilam	35	0.03				10. Ramechhap	11	0.01	10. Parbat	0	0.00
11. Jhapa	897	0.71				11. Sindhuli	20	0.02	11. Baglung	16	0.01
12. Morang	2,656	2.11				12. Makwanpur	140	0.11			
13. Sunsari	2,890	2.29				13. Chitawan	133	0.11			
14. Udayapur	95	0.08									
Total	6,664	5.29	Total	117,507	93.30	Total	1,072	0.85	Total	163	0.13
Lumbini			Karnali			Sudurpashim					
1. Rukum (East)	0	0.00	1. Dolpa	0	0.00	1. Bajura	0	0.00			
2. Rolpa	13	0.01	2. Mugu	0	0.00	2. Bajhang	0	0.00			
3. Pyuthan	14	0.01	3. Humla	0	0.00	3. Darchula	0	0.00			
4. Gulmi	12	0.01	4. Jumla	0	0.00	4. Baitadi	0	0.00			
5. Arghakhanchi	0	0.00	5. Kalikot	0	0.00	5. Dadeldhura	16	0.01			
6. Palpa	22	0.02	6. Dailekh	0	0.00	6. Doti	0	0.00			
7. Nawalparasi (West)	0	0.00	7. Jajarkot	0	0.00	7. Achham	0	0.00			
8. Rupandehi	188	0.15	8. Rukum (West)	0	0.00	8. Kailali	48	0.04			
9. Kapilbastu	21	0.02	9. Salyan	0	0.00	9. Kanchanpur	0	0.00			
10. Dang	39	0.03	10. Surkhet	16	0.01						
11. Banke	156	0.12									
12. Bardiya	0	0.00									
Total	465	0.37	Total	16	0.01	Total	64	0.05			

54. Khatwe (123,954)

Districts	N	%	Districts	N	%	Districts	N	%	Districts	N	%
Koshi			Madhesh			Bagmati			Gandaki		
1. Taplejung	0	0.00	1. Saptari	44,799	36.14	1. Dolakha	0	0.00	1. Gorkha	39	0.03
2. Sankhuwasabha	0	0.00	2. Siraha	16,273	13.13	2. Sindhupalchok	0	0.00	2. Manang	0	0.00
3. Solukhumbu	0	0.00	3. Dhanusa	21,828	17.61	3. Rasuwa	0	0.00	3. Mustang	0	0.00
4. Okhaldhunga	0	0.00	4. Mahottari	19,625	15.83	4. Dhading	0	0.00	4. Myagdi	13	0.01
5. Khotang	0	0.00	5. Sarlahi	9,417	7.60	5. Nuwakot	0	0.00	5. Kaski	0	0.00
6. Bhojpur	0	0.00	6. Rautahat	97	0.08	6. Kathmandu	278	0.22	6. Lamjung	0	0.00
7. Dhankuta	0	0.00	7. Bara	43	0.03	7. Bhaktapur	69	0.06	7. Tanahu	16	0.01
8. Terhathum	0	0.00	8. Parsa	439	0.35	8. Lalitpur	64	0.05	8. Nawalparasi (East)	14	0.01
9. Panchthar	0	0.00				9. Kavrepalanchok	0	0.00	9. Syangja	0	0.00
10. Ilam	0	0.00				10. Ramechhap	0	0.00	10. Parbat	0	0.00
11. Jhapa	498	0.40				11. Sindhuli	12	0.01	11. Baglung	12	0.01
12. Morang	2,461	1.99				12. Makwanpur	12	0.01			
13. Sunsari	7,672	6.19				13. Chitawan	24	0.02			
14. Udayapur	71	0.06									
Total	10,702	8.63	Total	112,521	90.78	Total	459	0.37	Total	94	0.08
Lumbini			Karnali			Sudurpashim					
1. Rukum (East)	0	0.00	1. Dolpa	0	0.00	1. Bajura	0	0.00			
2. Rolpa	0	0.00	2. Mugu	0	0.00	2. Bajhang	0	0.00			
3. Pyuthan	0	0.00	3. Humla	0	0.00	3. Darchula	0	0.00			
4. Gulmi	0	0.00	4. Jumla	0	0.00	4. Baitadi	0	0.00			
5. Arghakhanchi	0	0.00	5. Kalikot	0	0.00	5. Dadeldhura	0	0.00			
6. Palpa	37	0.03	6. Dailekh	0	0.00	6. Doti	0	0.00			
7. Nawalparasi (West)	14	0.01	7. Jajarkot	0	0.00	7. Achham	0	0.00			
8. Rupandehi	33	0.03	8. Rukum (West)	0	0.00	8. Kailali	26	0.02			
9. Kapilbastu	32	0.03	9. Salyan	0	0.00	9. Kanchanpur	0	0.00			
10. Dang	10	0.01	10. Surkhet	12	0.01						
11. Banke	14	0.01									
12. Bardiya	0	0.00									
Total	140	0.11	Total	12	0.01	Total	26	0.02			

55. Dhobi (101,008)

Districts	N	%	Districts	N	%	Districts	N	%	Districts	N	%
Koshi			Madhesh			Bagmati			Gandaki		
1. Taplejung	0	0.00	1. Saptari	6,153	6.09	1. Dolakha	0	0.00	1. Gorkha	0	0.00
2. Sankhuwasabha	0	0.00	2. Siraha	6,342	6.28	2. Sindhupalchok	0	0.00	2. Manang	0	0.00
3. Solukhumbu	0	0.00	3. Dhanusa	5,830	5.77	3. Rasuwa	0	0.00	3. Mustang	0	0.00
4. Okhaldhunga	0	0.00	4. Mahottari	5,449	5.39	4. Dhading	0	0.00	4. Myagdi	0	0.00
5. Khotang	0	0.00	5. Sarlahi	10,270	10.17	5. Nuwakot	0	0.00	5. Kaski	65	0.06
6. Bhojpur	0	0.00	6. Rautahat	16,662	16.50	6. Kathmandu	557	0.55	6. Lamjung	0	0.00
7. Dhankuta	0	0.00	7. Bara	6,452	6.39	7. Bhaktapur	54	0.05	7. Tanahu	0	0.00
8. Terhathum	0	0.00	8. Parsa	5,419	5.36	8. Lalitpur	74	0.07	8. Nawalparasi (East)	92	0.09
9. Panchthar	0	0.00				9. Kavrepalanchok	19	0.02	9. Syangja	0	0.00
10. Ilam	0	0.00				10. Ramechhap	44	0.04	10. Parbat	0	0.00
11. Jhapa	426	0.42				11. Sindhuli	24	0.02	11. Baglung	0	0.00
12. Morang	1,433	1.42				12. Makwanpur	89	0.09			
13. Sunsari	772	0.76				13. Chitawan	243	0.24			
14. Udayapur	18	0.02									
Total	2,649	2.62	Total	62,577	61.95	Total	1,104	1.09	Total	157	0.16
Lumbini			Karnali			Sudurpashim					
1. Rukum (East)	0	0.00	1. Dolpa	0	0.00	1. Bajura	0	0.00			
2. Rolpa	0	0.00	2. Mugu	0	0.00	2. Bajhang	13	0.01			
3. Pyuthan	0	0.00	3. Humla	0	0.00	3. Darchula	0	0.00			
4. Gulmi	0	0.00	4. Jumla	0	0.00	4. Baitadi	0	0.00			
5. Arghakhanchi	0	0.00	5. Kalikot	0	0.00	5. Dadeldhura	0	0.00			
6. Palpa	20	0.02	6. Dailekh	0	0.00	6. Doti	20	0.02			
7. Nawalparasi (West)	3,046	3.02	7. Jajarkot	0	0.00	7. Achham	0	0.00			
8. Rupandehi	13,028	12.90	8. Rukum (West)	0	0.00	8. Kailali	120	0.12			
9. Kapilbastu	9,684	9.59	9. Salyan	0	0.00	9. Kanchanpur	20	0.02			
10. Dang	38	0.04	10. Surkhet	13	0.01						
11. Banke	7,303	7.23									
12. Bardiya	1,216	1.20									
Total	34,335	33.99	Total	13	0.01	Total	173	0.17			

56. Bantar/Sardar (61,631)

Districts	N	%	Districts	N	%	Districts	N	%	N	%	
Koshi			Madhesh			Bagmati			Gandaki		
1. Taplejung	0	0.00	1. Saptari	16,264	26.39	1. Dolakha	0	0.00	1. Gorkha	0	0.00
2. Sankhuwasabha	0	0.00	2. Siraha	1,175	1.91	2. Sindhupalchok	0	0.00	2. Manang	0	0.00
3. Solukhumbu	0	0.00	3. Dhanusa	448	0.73	3. Rasuwa	0	0.00	3. Mustang	0	0.00
4. Okhaldhunga	0	0.00	4. Mahottari	3,418	5.55	4. Dhading	0	0.00	4. Myagdi	0	0.00
5. Khotang	0	0.00	5. Sarlahi	37	0.06	5. Nuwakot	0	0.00	5. Kaski	0	0.00
6. Bhojpur	0	0.00	6. Rautahat	0	0.00	6. Kathmandu	191	0.31	6. Lamjung	0	0.00
7. Dhankuta	0	0.00	7. Bara	338	0.55	7. Bhaktapur	49	0.08	7. Tanahu	0	0.00
8. Terhathum	0	0.00	8. Parsa	0	0.00	8. Lalitpur	74	0.12	8. Nawalparasi (East)	0	0.00
9. Panchthar	0	0.00				9. Kavrepalanchok	0	0.00	9. Syangja	0	0.00
10. Ilam	0	0.00				10. Ramechhap	0	0.00	10. Parbat	0	0.00
11. Jhapa	613	0.99				11. Sindhuli	0	0.00	11. Baglung	0	0.00
12. Morang	26,277	42.64				12. Makwanpur	0	0.00			
13. Sunsari	12,718	20.64				13. Chitawan	0	0.00			
14. Udayapur	29	0.05									
Total	39,637	64.31	Total	21,680	35.18	Total	314	0.51	Total	0	0.00
Lumbini			Karnali			Sudurpashim					
1. Rukum (East)	0	0.00	1. Dolpa	0	0.00	1. Bajura	0	0.00			
2. Rolpa	0	0.00	2. Mugu	0	0.00	2. Bajhang	0	0.00			
3. Pyuthan	0	0.00	3. Humla	0	0.00	3. Darchula	0	0.00			
4. Gulmi	0	0.00	4. Jumla	0	0.00	4. Baitadi	0	0.00			
5. Arghakhanchi	0	0.00	5. Kalikot	0	0.00	5. Dadeldhura	0	0.00			
6. Palpa	0	0.00	6. Dailekh	0	0.00	6. Doti	0	0.00			
7. Nawalparasi (West)	0	0.00	7. Jajarkot	0	0.00	7. Achham	0	0.00			
8. Rupandehi	0	0.00	8. Rukum (West)	0	0.00	8. Kailali	0	0.00			
9. Kapilbastu	0	0.00	9. Salyan	0	0.00	9. Kanchanpur	0	0.00			
10. Dang	0	0.00	10. Surkhet	0	0.00						
11. Banke	0	0.00									
12. Bardiya	0	0.00									
Total	0	0.00	Total	0	0.00	Total	0	0.00			

57. Kori (20,516)

Districts	N	%	Districts	N	%	Districts	N	%	Districts	N	%
Koshi			Madhesh			Bagmati			Gandaki		
1. Taplejung	0	0.00	1. Saptari	248	1.21	1. Dolakha	0	0.00	1. Gorkha	0	0.00
2. Sankhuwasabha	0	0.00	2. Siraha	208	1.01	2. Sindhupalchok	0	0.00	2. Manang	0	0.00
3. Solukhumbu	0	0.00	3. Dhanusa	309	1.51	3. Rasuwa	0	0.00	3. Mustang	0	0.00
4. Okhaldhunga	0	0.00	4. Mahottari	162	0.79	4. Dhading	0	0.00	4. Myagdi	0	0.00
5. Khotang	0	0.00	5. Sarlahi	32	0.16	5. Nuwakot	0	0.00	5. Kaski	34	0.17
6. Bhojpur	0	0.00	6. Rautahat	0	0.00	6. Kathmandu	124	0.60	6. Lamjung	0	0.00
7. Dhankuta	0	0.00	7. Bara	123	0.60	7. Bhaktapur	28	0.14	7. Tanahu	0	0.00
8. Terhathum	0	0.00	8. Parsa	15	0.07	8. Lalitpur	16	0.08	8. Nawalparasi (East)	0	0.00
9. Panchthar	0	0.00				9. Kavrepalanchok	0	0.00	9. Syangja	0	0.00
10. Ilam	0	0.00				10. Ramechhap	0	0.00	10. Parbat	0	0.00
11. Jhapa	10	0.05				11. Sindhuli	0	0.00	11. Baglung	0	0.00
12. Morang	159	0.78				12. Makwanpur	25	0.12			
13. Sunsari	214	1.04				13. Chitawan	36	0.18			
14. Udayapur	18	0.09									
Total	401	1.95	Total	1,097	5.35	Total	229	1.12	Total	34	0.17
Lumbini			Karnali			Sudurpashim					
1. Rukum (East)	0	0.00	1. Dolpa	0	0.00	1. Bajura	0	0.00			
2. Rolpa	0	0.00	2. Mugu	18	0.09	2. Bajhang	0	0.00			
3. Pyuthan	0	0.00	3. Humla	14	0.07	3. Darchula	0	0.00			
4. Gulmi	0	0.00	4. Jumla	0	0.00	4. Baitadi	0	0.00			
5. Arghakhanchi	0	0.00	5. Kalikot	47	0.23	5. Dadeldhura	0	0.00			
6. Palpa	11	0.05	6. Dailekh	0	0.00	6. Doti	25	0.12			
7. Nawalparasi (West)	10	0.05	7. Jajarkot	13	0.06	7. Achham	0	0.00			
8. Rupandehi	165	0.80	8. Rukum (West)	0	0.00	8. Kailali	0	0.00			
9. Kapilbastu	12,809	62.43	9. Salyan	0	0.00	9. Kanchanpur	11	0.05			
10. Dang	121	0.59	10. Surkhet	28	0.14						
11. Banke	5,291	25.79									
12. Bardiya	192	0.94									
Total	18,599	90.66	Total	120	0.58	Total	36	0.18			

58. Dom (19,871)

Districts	N	%	Districts	N	%	Districts	N	%	N	%	
Koshi			Madhesh			Bagmati			Gandaki		
1. Taplejung	0	0.00	1. Saptari	2,203	11.09	1. Dolakha	0	0.00	1. Gorkha	0	0.00
2. Sankhuwasabha	0	0.00	2. Siraha	2,124	10.69	2. Sindhupalchok	0	0.00	2. Manang	0	0.00
3. Solukhumbu	0	0.00	3. Dhanusa	2,309	11.62	3. Rasuwa	0	0.00	3. Mustang	0	0.00
4. Okhaldhunga	0	0.00	4. Mahottari	1,292	6.50	4. Dhading	0	0.00	4. Myagdi	0	0.00
5. Khotang	0	0.00	5. Sarlahi	1,212	6.10	5. Nuwakot	0	0.00	5. Kaski	0	0.00
6. Bhojpur	0	0.00	6. Rautahat	1,109	5.58	6. Kathmandu	98	0.49	6. Lamjung	0	0.00
7. Dhankuta	0	0.00	7. Bara	1,672	8.41	7. Bhaktapur	0	0.00	7. Tanahu	0	0.00
8. Terhathum	0	0.00	8. Parsa	2,139	10.76	8. Lalitpur	10	0.05	8. Nawalparasi (East)	0	0.00
9. Panchthar	0	0.00				9. Kavrepalanchok	0	0.00	9. Syangja	0	0.00
10. Ilam	30	0.15				10. Ramechhap	0	0.00	10. Parbat	0	0.00
11. Jhapa	809	4.07				11. Sindhuli	80	0.40	11. Baglung	0	0.00
12. Morang	2,065	10.39				12. Makwanpur	0	0.00			
13. Sunsari	1,545	7.78				13. Chitawan	173	0.87			
14. Udayapur	326	1.64									
Total	4,775	24.03	Total	14,060	70.76	Total			Total	0	0.00
Lumbini			Karnali			Sudurpashim					
1. Rukum (East)	0	0.00	1. Dolpa	0	0.00	1. Bajura	0	0.00			
2. Rolpa	0	0.00	2. Mugu	0	0.00	2. Bajhang	0	0.00			
3. Pyuthan	0	0.00	3. Humla	0	0.00	3. Darchula	0	0.00			
4. Gulmi	0	0.00	4. Jumla	0	0.00	4. Baitadi	0	0.00			
5. Arghakhanchi	0	0.00	5. Kalikot	0	0.00	5. Dadeldhura	0	0.00			
6. Palpa	0	0.00	6. Dailekh	0	0.00	6. Doti	0	0.00			
7. Nawalparasi (West)	271	1.36	7. Jajarkot	0	0.00	7. Achham	0	0.00			
8. Rupandehi	249	1.25	8. Rukum (West)	0	0.00	8. Kailali	0	0.00			
9. Kapilbastu	0	0.00	9. Salyan	0	0.00	9. Kanchanpur	0	0.00			
10. Dang	0	0.00	10. Surkhet	0	0.00						
11. Banke	155	0.78									
12. Bardiya	0	0.00									
Total	675	3.40	Total	0	0.00	Total	0	0.00			

59. Khatik (9,126)

Districts	N	%	Districts	N	%	Districts	N	%	Districts	N	%
Koshi			Madhesh			Bagmati			Gandaki		
1. Taplejung	0	0.00	1. Saptari	0	0.00	1. Dolakha	0	0.00	1. Gorkha	0	0.00
2. Sankhuwasabha	0	0.00	2. Siraha	0	0.00	2. Sindhupalchok	0	0.00	2. Manang	0	0.00
3. Solukhumbu	0	0.00	3. Dhanusa	0	0.00	3. Rasuwa	0	0.00	3. Mustang	0	0.00
4. Okhaldhunga	0	0.00	4. Mahottari	0	0.00	4. Dhading	0	0.00	4. Myagdi	0	0.00
5. Khotang	0	0.00	5. Sarlahi	0	0.00	5. Nuwakot	0	0.00	5. Kaski	0	0.00
6. Bhojpur	0	0.00	6. Rautahat	0	0.00	6. Kathmandu	0	0.00	6. Lamjung	0	0.00
7. Dhankuta	0	0.00	7. Bara	0	0.00	7. Bhaktapur	0	0.00	7. Tanahu	0	0.00
8. Terhathum	0	0.00	8. Parsa	0	0.00	8. Lalitpur	0	0.00	8. Nawalparasi (East)	0	0.00
9. Panchthar	0	0.00				9. Kavrepalanchok	0	0.00	9. Syangja	0	0.00
10. Ilam	0	0.00				10. Ramechhap	0	0.00	10. Parbat	0	0.00
11. Jhapa	0	0.00				11. Sindhuli	0	0.00	11. Baglung	0	0.00
12. Morang	10	0.11				12. Makwanpur	0	0.00		0	0.00
13. Sunsari	0	0.00				13. Chitawan	0	0.00			
14. Udayapur	0	0.00									
Total	10	0.11	Total			Total	0	0.00	Total	0	0.00
Lumbini			Karnali			Sudurpashim					
1. Rukum (East)	0	0.00	1. Dolpa	0	0.00	1. Bajura	0	0.00			
2. Rolpa	0	0.00	2. Mugu	0	0.00	2. Bajhang	0	0.00			
3. Pyuthan	0	0.00	3. Humla	0	0.00	3. Darchula	0	0.00			
4. Gulmi	0	0.00	4. Jumla	0	0.00	4. Baitadi	0	0.00			
5. Arghakhanchi	0	0.00	5. Kalikot	0	0.00	5. Dadeldhura	0	0.00			
6. Palpa	0	0.00	6. Dailekh	0	0.00	6. Doti	0	0.00			
7. Nawalparasi (West)	92	1.01	7. Jajarkot	0	0.00	7. Achham	0	0.00			
8. Rupandehi	227	2.49	8. Rukum (West)	0	0.00	8. Kailali	0	0.00			
9. Kapilbastu	1,617	17.72	9. Salyan	0	0.00	9. Kanchanpur	0	0.00			
10. Dang	0	0.00	10. Surkhet	0	0.00						
11. Banke	6,187	67.80									
12. Bardiya	993	10.88									
Total	9,116	99.89	Total	0	0.00	Total	0	0.00			

60. Sarbaria (5,770)

Districts	N	%	Districts	N	%	Districts	N	%	Districts	N	%
Koshi			Madhesh			Bagmati			Gandaki		
1. Taplejung	0	0.00	1. Saptari	461	7.99	1. Dolakha	0	0.00	1. Gorkha	0	0.00
2. Sankhuwasabha	0	0.00	2. Siraha	44	0.76	2. Sindhupalchok	0	0.00	2. Manang	0	0.00
3. Solukhumbu	0	0.00	3. Dhanusa	513	8.89	3. Rasuwa	0	0.00	3. Mustang	0	0.00
4. Okhaldhunga	0	0.00	4. Mahottari	112	1.94	4. Dhading	0	0.00	4. Myagdi	0	0.00
5. Khotang	0	0.00	5. Sarlahi	12	0.21	5. Nuwakot	0	0.00	5. Kaski	0	0.00
6. Bhojpur	0	0.00	6. Rautahat	0	0.00	6. Kathmandu	29	0.50	6. Lamjung	0	0.00
7. Dhankuta	0	0.00	7. Bara	0	0.00	7. Bhaktapur	0	0.00	7. Tanahu	0	0.00
8. Terhathum	0	0.00	8. Parsa	0	0.00	8. Lalitpur	0	0.00	8. Nawalparasi (East)	0	0.00
9. Panchthar	0	0.00				9. Kavrepalanchok	0	0.00	9. Syangja	0	0.00
10. Ilam	0	0.00				10. Ramechhap	0	0.00	10. Parbat	0	0.00
11. Jhapa	332	5.75				11. Sindhuli	0	0.00	11. Baglung	0	0.00
12. Morang	1,892	32.79				12. Makwanpur	0	0.00			
13. Sunsari	2,375	41.16				13. Chitawan	0	0.00			
14. Udayapur	0	0.00									
Total	4,599	79.71	Total	1,142	19.79	Total	29	0.50	Total	0	0.00
Lumbini			Karnali			Sudurpashim					
1. Rukum (East)	0	0.00	1. Dolpa	0	0.00	1. Bajura	0	0.00			
2. Rolpa	0	0.00	2. Mugu	0	0.00	2. Bajhang	0	0.00			
3. Pyuthan	0	0.00	3. Humla	0	0.00	3. Darchula	0	0.00			
4. Gulmi	0	0.00	4. Jumla	0	0.00	4. Baitadi	0	0.00			
5. Arghakhanchi	0	0.00	5. Kalikot	0	0.00	5. Dadeldhura	0	0.00			
6. Palpa	0	0.00	6. Dailekh	0	0.00	6. Doti	0	0.00			
7. Nawalparasi (West)	0	0.00	7. Jajarkot	0	0.00	7. Achham	0	0.00			
8. Rupandehi	0	0.00	8. Rukum (West)	0	0.00	8. Kailali	0	0.00			
9. Kapilbastu	0	0.00	9. Salyan	0	0.00	9. Kanchanpur	0	0.00			
10. Dang	0	0.00	10. Surkhet	0	0.00						
11. Banke	0	0.00									
12. Bardiya	0	0.00									
Total	0	0.00	Total	0	0.00	Total	0	0.00			

61. Dhankar/Darikar (4,069)

Districts	N	%	Districts	N	%	Districts	N	%	Districts	N	%
Koshi			Madhesh			Bagmati			Gandaki		
1. Taplejung	0	0.00	1. Saptari	881	21.65	1. Dolakha	0	0.00	1. Gorkha	0	0.00
2. Sankhuwasabha	0	0.00	2. Siraha	20	0.49	2. Sindhupalchok	0	0.00	2. Manang	0	0.00
3. Solukhumbu	0	0.00	3. Dhanusa	591	14.52	3. Rasuwa	0	0.00	3. Mustang	0	0.00
4. Okhaldhunga	0	0.00	4. Mahottari	244	6.00	4. Dhading	0	0.00	4. Myagdi	0	0.00
5. Khotang	0	0.00	5. Sarlahi	74	1.82	5. Nuwakot	0	0.00	5. Kaski	0	0.00
6. Bhojpur	0	0.00	6. Rautahat	137	3.37	6. Kathmandu	0	0.00	6. Lamjung	0	0.00
7. Dhankuta	0	0.00	7. Bara	138	3.39	7. Bhaktapur	0	0.00	7. Tanahu	0	0.00
8. Terhathum	0	0.00	8. Parsa	0	0.00	8. Lalitpur	0	0.00	8. Nawalparasi (East)	0	0.00
9. Panchthar	0	0.00				9. Kavrepalanchok	0	0.00	9. Syangja	0	0.00
10. Ilam	0	0.00				10. Ramechhap	0	0.00	10. Parbat	0	0.00
11. Jhapa	0	0.00				11. Sindhuli	0	0.00	11. Baglung	0	0.00
12. Morang	0	0.00				12. Makwanpur	0	0.00			
13. Sunsari	0	0.00				13. Chitawan	0	0.00			
14. Udayapur	0	0.00									
Total	0	0.00	Total	2,085	51.24	Total	0	0.00	Total	0	0.00
Lumbini			Karnali			Sudurpashim					
1. Rukum (East)	0	0.00	1. Dolpa	0	0.00	1. Bajura	0	0.00			
2. Rolpa	0	0.00	2. Mugu	0	0.00	2. Bajhang	0	0.00			
3. Pyuthan	0	0.00	3. Humla	0	0.00	3. Darchula	0	0.00			
4. Gulmi	0	0.00	4. Jumla	0	0.00	4. Baitadi	0	0.00			
5. Arghakhanchi	0	0.00	5. Kalikot	0	0.00	5. Dadeldhura	0	0.00			
6. Palpa	0	0.00	6. Dailekh	0	0.00	6. Doti	0	0.00			
7. Nawalparasi (West)	890	21.87	7. Jajarkot	0	0.00	7. Achham	0	0.00			
8. Rupandehi	821	20.18	8. Rukum (West)	0	0.00	8. Kailali	0	0.00			
9. Kapilbastu	253	6.22	9. Salyan	0	0.00	9. Kanchanpur	0	0.00			
10. Dang	0	0.00	10. Surkhet	0	0.00						
11. Banke	20	0.49									
12. Bardiya	0	0.00									
Total	1,984	48.76	Total	0	0.00	Total	0	0.00			

62. Halkhor (2,904)

Districts	N	%	Districts	N	%	Districts	N	%	Districts	N	%
Koshi			Madhesh			Bagmati			Gandaki		
1. Taplejung	0	0.00	1. Saptari	376	12.95	1. Dolakha	0	0.00	1. Gorkha	0	0.00
2. Sankhuwasabha	0	0.00	2. Siraha	476	16.39	2. Sindhupalchok	0	0.00	2. Manang	0	0.00
3. Solukhumbu	0	0.00	3. Dhanusa	726	25.00	3. Rasuwa	0	0.00	3. Mustang	0	0.00
4. Okhaldhunga	0	0.00	4. Mahottari	314	10.81	4. Dhading	0	0.00	4. Myagdi	0	0.00
5. Khotang	0	0.00	5. Sarlahi	136	4.68	5. Nuwakot	0	0.00	5. Kaski	0	0.00
6. Bhojpur	0	0.00	6. Rautahat	249	8.57	6. Kathmandu	0	0.00	6. Lamjung	0	0.00
7. Dhankuta	0	0.00	7. Bara	16	0.55	7. Bhaktapur	0	0.00	7. Tanahu	0	0.00
8. Terhathum	0	0.00	8. Parsa	365	12.57	8. Lalitpur	0	0.00	8. Nawalparasi (East)	0	0.00
9. Panchthar	0	0.00				9. Kavrepalanchok	0	0.00	9. Syangja	0	0.00
10. Ilam	0	0.00				10. Ramechhap	0	0.00	10. Parbat	0	0.00
11. Jhapa	0	0.00				11. Sindhuli	0	0.00	11. Baglung	0	0.00
12. Morang	133	4.58				12. Makwanpur	0	0.00			
13. Sunsari	31	1.07				13. Chitawan	0	0.00			
14. Udayapur	0	0.00									
Total	164	5.65	Total	2,658	91.53	Total	0	0.00	Total	0	0.00
Lumbini			Karnali			Sudurpashim					
1. Rukum (East)	0	0.00	1. Dolpa	0	0.00	1. Bajura	0	0.00			
2. Rolpa	0	0.00	2. Mugu	0	0.00	2. Bajhang	0	0.00			
3. Pyuthan	0	0.00	3. Humla	0	0.00	3. Darchula	0	0.00			
4. Gulmi	0	0.00	4. Jumla	0	0.00	4. Baitadi	0	0.00			
5. Arghakhanchi	0	0.00	5. Kalikot	0	0.00	5. Dadeldhura	0	0.00			
6. Palpa	0	0.00	6. Dailekh	0	0.00	6. Doti	0	0.00			
7. Nawalparasi (West)	0	0.00	7. Jajarkot	0	0.00	7. Achham	0	0.00			
8. Rupandehi	16	0.55	8. Rukum (West)	0	0.00	8. Kailali	0	0.00			
9. Kapilbastu	0	0.00	9. Salyan	0	0.00	9. Kanchanpur	0	0.00			
10. Dang	0	0.00	10. Surkhet	0	0.00						
11. Banke	66	2.27									
12. Bardiya	0	0.00									
Total	82	2.82	Total	0	0.00	Total	0	0.00			

63. Natuwa (2,870)

Districts	N	%	Districts	N	%	Districts	N	%	Districts	N	%
Koshi			Madhesh			Bagmati			Gandaki		
1. Taplejung	0	0.00	1. Saptari	0	0.00	1. Dolakha	0	0.00	1. Gorkha	0	0.00
2. Sankhuwasabha	0	0.00	2. Siraha	170	5.92	2. Sindhupalchok	0	0.00	2. Manang	0	0.00
3. Solukhumbu	0	0.00	3. Dhanusa	258	8.99	3. Rasuwa	0	0.00	3. Mustang	0	0.00
4. Okhaldhunga	0	0.00	4. Mahottari	52	1.81	4. Dhading	0	0.00	4. Myagdi	0	0.00
5. Khotang	0	0.00	5. Sarlahi	477	16.62	5. Nuwakot	0	0.00	5. Kaski	0	0.00
6. Bhojpur	0	0.00	6. Rautahat	108	3.76	6. Kathmandu	0	0.00	6. Lamjung	0	0.00
7. Dhankuta	0	0.00	7. Bara	432	15.05	7. Bhaktapur	0	0.00	7. Tanahu	0	0.00
8. Terhathum	0	0.00	8. Parsa	485	16.90	8. Lalitpur	0	0.00	8. Nawalparasi (East)	0	0.00
9. Panchthar	0	0.00			9. Kavrepalanchok	0	0.00	9. Syangja	0	0.00	
10. Ilam	0	0.00			10. Ramechhap	0	0.00	10. Parbat	0	0.00	
11. Jhapa	0	0.00			11. Sindhuli	0	0.00	11. Baglung	0	0.00	
12. Morang	0	0.00			12. Makwanpur	0	0.00				
13. Sunsari	0	0.00			13. Chitawan	0	0.00				
14. Udayapur	0	0.00									
Total	0	0.00	Total	1,982	69.06	Total	0	0.00	Total	0	0.00
Lumbini			Karnali			Sudurpashim					
1. Rukum (East)	0	0.00	1. Dolpa	0	0.00	1. Bajura	0	0.00			
2. Rolpa	0	0.00	2. Mugu	0	0.00	2. Bajhang	0	0.00			
3. Pyuthan	0	0.00	3. Humla	0	0.00	3. Darchula	0	0.00			
4. Gulmi	0	0.00	4. Jumla	0	0.00	4. Baitadi	0	0.00			
5. Arghakhanchi	0	0.00	5. Kalikot	0	0.00	5. Dadeldhura	0	0.00			
6. Palpa	0	0.00	6. Dailekh	0	0.00	6. Doti	0	0.00			
7. Nawalparasi (West)	251	8.75	7. Jajarkot	0	0.00	7. Achham	0	0.00			
8. Rupandehi	209	7.28	8. Rukum (West)	0	0.00	8. Kailali	0	0.00			
9. Kapilbastu	428	14.91	9. Salyan	0	0.00	9. Kanchanpur	0	0.00			
10. Dang	0	0.00	10. Surkhet	0	0.00						
11. Banke	0	0.00									
12. Bardiya	0	0.00									
Total	888	30.94	Total	0	0.00	Total	0	0.00			

64. Dhandi (2,231)

Districts	N	%	Districts	N	%	Districts	N	%	Districts	N	%
Koshi			Madhesh			Bagmati			Gandaki		
1. Taplejung	0	0.00	1. Saptari	0	0.00	1. Dolakha	0	0.00	1. Gorkha	0	0.00
2. Sankhuwasabha	0	0.00	2. Siraha	0	0.00	2. Sindhupalchok	0	0.00	2. Manang	0	0.00
3. Solukhumbu	0	0.00	3. Dhanusa	0	0.00	3. Rasuwa	0	0.00	3. Mustang	0	0.00
4. Okhaldhunga	0	0.00	4. Mahottari	0	0.00	4. Dhading	11	0.49	4. Myagdi	0	0.00
5. Khotang	0	0.00	5. Sarlahi	0	0.00	5. Nuwakot	0	0.00	5. Kaski	0	0.00
6. Bhojpur	0	0.00	6. Rautahat	0	0.00	6. Kathmandu	32	1.43	6. Lamjung	0	0.00
7. Dhankuta	0	0.00	7. Bara	0	0.00	7. Bhaktapur	0	0.00	7. Tanahu	0	0.00
8. Terhathum	0	0.00	8. Parsa	0	0.00	8. Lalitpur	0	0.00	8. Nawalparasi (East)	0	0.00
9. Panchthar	0	0.00				9. Kavrepalanchok	0	0.00	9. Syangja	0	0.00
10. Ilam	11	0.49				10. Ramechhap	0	0.00	10. Parbat	0	0.00
11. Jhapa	0	0.00				11. Sindhuli	0	0.00	11. Baglung	0	0.00
12. Morang	0	0.00				12. Makwanpur	0	0.00			
13. Sunsari	0	0.00				13. Chitawan	0	0.00			
14. Udayapur	0	0.00									
Total	11	0.49	Total	0	0.00	Total	43	1.93	Total	0	0.00
Lumbini			Karnali			Sudurpashim					
1. Rukum (East)	0	0.00	1. Dolpa	0	0.00	1. Bajura	0	0.00			
2. Rolpa	0	0.00	2. Mugu	0	0.00	2. Bajhang	0	0.00			
3. Pyuthan	0	0.00	3. Humla	0	0.00	3. Darchula	0	0.00			
4. Gulmi	0	0.00	4. Jumla	0	0.00	4. Baitadi	0	0.00			
5. Arghakhanchi	0	0.00	5. Kalikot	0	0.00	5. Dadeldhura	0	0.00			
6. Palpa	0	0.00	6. Dailekh	0	0.00	6. Doti	0	0.00			
7. Nawalparasi (West)	159	7.13	7. Jajarkot	0	0.00	7. Achham	0	0.00			
8. Rupandehi	1,307	58.58	8. Rukum (West)	0	0.00	8. Kailali	0	0.00			
9. Kapilbastu	711	31.87	9. Salyan	0	0.00	9. Kanchanpur	0	0.00			
10. Dang	0	0.00	10. Surkhet	0	0.00						
11. Banke	0	0.00									
12. Bardiya	0	0.00									
Total	2,177	97.58	Total	0	0.00	Total	0	0.00			

65. Chidimar (1,579)

Districts	N	%	Districts	N	%	Districts	N	%	Districts	N	%
Koshi			Madhesh			Bagmati			Gandaki		
1. Taplejung	0	0.00	1. Saptari	0	0.00	1. Dolakha	0	0.00	1. Gorkha	0	0.00
2. Sankhuwasabha	0	0.00	2. Siraha	0	0.00	2. Sindhupalchok	0	0.00	2. Manang	0	0.00
3. Solukhumbu	0	0.00	3. Dhanusa	0	0.00	3. Rasuwa	0	0.00	3. Mustang	0	0.00
4. Okhaldhunga	0	0.00	4. Mahottari	0	0.00	4. Dhading	0	0.00	4. Myagdi	0	0.00
5. Khotang	0	0.00	5. Sarlahi	0	0.00	5. Nuwakot	0	0.00	5. Kaski	0	0.00
6. Bhojpur	0	0.00	6. Rautahat	0	0.00	6. Kathmandu	20	1.27	6. Lamjung	20	1.27
7. Dhankuta	0	0.00	7. Bara	0	0.00	7. Bhaktapur	0	0.00	7. Tanahu	0	0.00
8. Terhathum	0	0.00	8. Parsa	0	0.00	8. Lalitpur	0	0.00	8. Nawalparasi (East)	0	0.00
9. Panchthar	0	0.00				9. Kavrepalanchok	0	0.00	9. Syangja	0	0.00
10. Ilam	0	0.00				10. Ramechhap	0	0.00	10. Parbat	0	0.00
11. Jhapa	12	0.76				11. Sindhuli	0	0.00	11. Baglung	0	0.00
12. Morang	0	0.00				12. Makwanpur	0	0.00			
13. Sunsari	162	10.26				13. Chitawan	0	0.00			
14. Udayapur	0	0.00									
Total	174	11.02	Total	0	0.00	Total	0	0.00	Total	0	0.00
Lumbini			Karnali			Sudurpashim					
1. Rukum (East)	0	0.00	1. Dolpa	0	0.00	1. Bajura	0	0.00			
2. Rolpa	0	0.00	2. Mugu	0	0.00	2. Bajhang	0	0.00			
3. Pyuthan	0	0.00	3. Humla	0	0.00	3. Darchula	0	0.00			
4. Gulmi	0	0.00	4. Jumla	0	0.00	4. Baitadi	0	0.00			
5. Arghakhanchi	0	0.00	5. Kalikot	0	0.00	5. Dadeldhura	0	0.00			
6. Palpa	0	0.00	6. Dailekh	0	0.00	6. Doti	0	0.00			
7. Nawalparasi (West)	0	0.00	7. Jajarkot	0	0.00	7. Achham	0	0.00			
8. Rupandehi	0	0.00	8. Rukum (West)	0	0.00	8. Kailali	0	0.00			
9. Kapilbastu	10	0.63	9. Salyan	0	0.00	9. Kanchanpur	0	0.00			
10. Dang	0	0.00	10. Surkhet	0	0.00						
11. Banke	1,314	83.22									
12. Bardiya	61	3.86									
Total	1,385	87.71	Total	0	0.00	Total	0	0.00			

66. Kalar (817)

Districts	N	%	Districts	N	%	Districts	N	%	Districts	N	%
Koshi			Madhesh			Bagmati			Gandaki		
1. Taplejung	0	0.00	1. Saptari	15	1.84	1. Dolakha	0	0.00	1. Gorkha	0	0.00
2. Sankhuwasabha	0	0.00	2. Siraha	177	21.66	2. Sindhupalchok	0	0.00	2. Manang	0	0.00
3. Solukhumbu	0	0.00	3. Dhanusa	61	7.47	3. Rasuwa	0	0.00	3. Mustang	0	0.00
4. Okhaldhunga	0	0.00	4. Mahottari	183	22.40	4. Dhading	0	0.00	4. Myagdi	0	0.00
5. Khotang	0	0.00	5. Sarlahi	28	3.43	5. Nuwakot	0	0.00	5. Kaski	17	2.08
6. Bhojpur	0	0.00	6. Rautahat	35	4.28	6. Kathmandu	71	8.69	6. Lamjung	0	0.00
7. Dhankuta	0	0.00	7. Bara	22	2.69	7. Bhaktapur	0	0.00	7. Tanahu	0	0.00
8. Terhathum	0	0.00	8. Parsa	34	4.16	8. Lalitpur	27	3.30	8. Nawalparasi (East)	0	0.00
9. Panchthar	0	0.00				9. Kavrepalanchok	0	0.00	9. Syangja	0	0.00
10. Ilam	17	2.08				10. Ramechhap	0	0.00	10. Parbat	0	0.00
11. Jhapa	15	1.84				11. Sindhuli	0	0.00	11. Baglung	0	0.00
12. Morang	12	1.47				12. Makwanpur	0	0.00			
13. Sunsari	0	0.00				13. Chitawan	0	0.00			
14. Udayapur	44	5.39									
Total	0	0.00	Total	555	67.93	Total	98	12.00	Total	17	2.08
Lumbini			Karnali			Sudurpashim					
1. Rukum (East)	0	0.00	1. Dolpa	0	0.00	1. Bajura	0	0.00			
2. Rolpa	0	0.00	2. Mugu	0	0.00	2. Bajhang	0	0.00			
3. Pyuthan	0	0.00	3. Humla	0	0.00	3. Darchula	0	0.00			
4. Gulmi	0	0.00	4. Jumla	0	0.00	4. Baitadi	0	0.00			
5. Arghakhanchi	0	0.00	5. Kalikot	0	0.00	5. Dadeldhura	0	0.00			
6. Palpa	0	0.00	6. Dailekh	0	0.00	6. Doti	0	0.00			
7. Nawalparasi (West)	19	2.33	7. Jajarkot	0	0.00	7. Achham	0	0.00			
8. Rupandehi	35	4.28	8. Rukum (West)	0	0.00	8. Kailali	0	0.00			
9. Kapilbastu	27	3.30	9. Salyan	0	0.00	9. Kanchanpur	0	0.00			
10. Dang	0	0.00	10. Surkhet	0	0.00						
11. Banke	22	2.69									
12. Bardiya	0	0.00									
Total	103	12.61	Total	0	0.00	Total	0	0.00			

E. Mountain/Hill Janajaties (7,607,582)

Districts	N	%	Districts	N	%	Districts	N	%	Districts	N	%
Koshi			Madhesh			Bagmati			Gandaki		
1. Taplejung	89,533	1.18	1. Saptari	10,303	0.14	1. Dolakha	87,600	1.15	1. Gorkha	142,514	1.87
2. Sankhuwasabha	108,023	1.42	2. Siraha	22,932	0.30	2. Sindhupalchok	161,734	2.13	2. Manang	4,066	0.05
3. Solukhumbu	76,550	1.01	3. Dhanusa	27,626	0.36	3. Rasuwa	37,509	0.49	3. Mustang	10,361	0.14
4. Okhaldhunga	80,754	1.06	4. Mahottari	33,420	0.44	4. Dhading	186,584	2.45	4. Myagdi	48,593	0.64
5. Khotang	108,997	1.43	5. Sarlahi	83,362	1.10	5. Nuwakot	163,594	2.15	5. Kaski	220,734	2.90
6. Bhojpur	105,785	1.39	6. Rautahat	28,422	0.37	6. Kathmandu	920,484	12.10	6. Lamjung	79,666	1.05
7. Dhankuta	100,661	1.32	7. Bar	53,925	0.71	7. Bhaktapur	229,719	3.02	7. Tanahu	175,324	2.30
8. Terhathum	52,461	0.69	8. Parsa	26,446	0.35	8. Lalitpur	309,980	4.07	8. Nawalparasi (East)	155,490	2.04
9. Panchthar	129,231	1.70				9. Kavrepalanchok	200,644	2.64	9. Syangja	96,268	1.27
10. Ilam	185,104	2.43				10. Ramechhap	100,386	1.32	10. Parbat	25,890	0.34
11. Jhapa	242,789	3.19				11. Sindhuli	173,098	2.28	11. Baglung	87,276	1.15
12. Morang	232,956	3.06				12. Makwanpur	311,460	4.09			
13. Sunsari	205,446	2.70				13. Chitawan	259,028	3.40			
14. Udayapur	151,532	1.99									
Total	1,869,822	24.58	Total	286,436	3.77	Total	3,141,820	41.30	Total	1,046,182	13.75
Lumbini			Karnali			Sudurpashim					
1. Rukum (East)	29,697	0.39	1. Dolpa	13,499	0.18	1. Bajura	2,112	0.03			
2. Rolpa	103,475	1.36	2. Mugu	4,709	0.06	2. Bajhang	798	0.01			
3. Pyuthan	92,304	1.21	3. Humla	11,680	0.15	3. Darchula	1,646	0.02			
4. Gulmi	74,374	0.98	4. Jumla	3,088	0.04	4. Baitadi	368	0.00			
5. Arghakhanchi	50,252	0.66	5. Kalikot	1,921	0.03	5. Dadeldhura	6,432	0.08			
6. Palpa	149,681	1.97	6. Dailekh	29,216	0.38	6. Doti	9,605	0.13			
7. Nawalparasi (West)	45,913	0.60	7. Jajarkot	17,643	0.23	7. Achham	2,630	0.03			
8. Rupandehi	178,650	2.35	8. Rukum (West)	24,857	0.33	8. Kailali	43,412	0.57			
9. Kapilbastu	30,302	0.40	9. Salyan	37,905	0.50	9. Kanchanpur	18,577	0.24			
10. Dang	121,631	1.60	10. Surkhet	84,098	1.11						
11. Banke	49,931	0.66									
12. Bardiya	22,916	0.30									
Total	949,126	12.48	Total	228,616	3.01	Total	85,580	1.12			

67. Magar (2,013,498)

Districts	N	%	Districts	N	%	Districts	N	%	Districts	N	%
Koshi			Madhesh			Bagmati			Gandaki		
1. Taplejung	1,323	0.07	1. Saptari	3,129	0.16	1. Dolakha	2,997	0.15	1. Gorkha	28,956	1.44
2. Sankhuwasabha	5,615	0.28	2. Siraha	6,749	0.34	2. Sindhupalchok	4,598	0.23	2. Manang	263	0.01
3. Solukhumbu	5,476	0.27	3. Dhanusa	9,199	0.46	3. Rasuwa	528	0.03	3. Mustang	1,694	0.08
4. Okhaldhunga	16,048	0.80	4. Mahottari	14,760	0.73	4. Dhading	26,831	1.33	4. Myagdi	38,013	1.89
5. Khotang	9,100	0.45	5. Sarlahi	16,694	0.83	5. Nuwakot	6,413	0.32	5. Kaski	58,424	2.90
6. Bhojpur	7,809	0.39	6. Rautahat	4,925	0.24	6. Kathmandu	92,851	4.61	6. Lamjung	3,840	0.19
7. Dhankuta	15,580	0.77	7. Bara	7,321	0.36	7. Bhaktapur	12,871	0.64	7. Tanahu	83,639	4.15
8. Terhathum	2,470	0.12	8. Parsa	2,365	0.12	8. Lalitpur	28,048	1.39	8. Nawalparasi (East)	103,949	5.16
9. Panchthar	6,305	0.31				9. Kavrepalanchok	14,556	0.72	9. Syangja	55,594	2.76
10. Ilam	14,551	0.72				10. Ramechhap	18,380	0.91	10. Parbat	15,249	0.76
11. Jhapa	21,049	1.05				11. Sindhuli	42,168	2.09	11. Baglung	74,689	3.71
12. Morang	28,680	1.42				12. Makwanpur	20,862	1.04			
13. Sunsari	17,175	0.85				13. Chitawan	41,306	2.05			
14. Udayapur	45,437	2.26									
Total	196,618	9.76	Total	65,142	3.24	Total	312,409	15.52	Total	464,310	23.06
Lumbini			Karnali			Sudurpashim					
1. Rukum (East)	28,076	1.39	1. Dolpa	5,185	0.26	1. Bajura	57	0.00			
2. Rolpa	100,475	4.99	2. Mugu	68	0.00	2. Bajhang	71	0.00			
3. Pyuthan	78,104	3.88	3. Humla	651	0.03	3. Darchula	230	0.01			
4. Gulmi	54,918	2.73	4. Jumla	222	0.01	4. Baitadi	126	0.01			
5. Arghakhanchi	34,730	1.72	5. Kalikot	638	0.03	5. Dadeldhura	5,153	0.26			
6. Palpa	129,940	6.45	6. Dailekh	22,896	1.14	6. Doti	7,275	0.36			
7. Nawalparasi (West)	27,543	1.37	7. Jajarkot	16,937	0.84	7. Achham	1,681	0.08			
8. Rupandehi	121,793	6.05	8. Rukum (West)	22,971	1.14	8. Kailali	31,240	1.55			
9. Kapilbastu	24,069	1.20	9. Salyan	34,809	1.73	9. Kanchanpur	6,964	0.35			
10. Dang	98,061	4.87	10. Surkhet	71,691	3.56						
11. Banke	34,619	1.72									
12. Bardiya	13,826	0.69									
Total	746,154	37.06	Total	176,068	8.74	Total	52,797	2.62			

68. Tamang (1,639,857)

Districts	N	%	Districts	N	%	Districts	N	%	Districts	N	%
Koshi			Madhesh			Bagmati			Gandaki		
1. Taplejung	5,621	0.34	1. Saptari	1,086	0.07	1. Dolakha	30,468	1.86	1. Gorkha	9,539	0.58
2. Sankhuwasabha	17,848	1.09	2. Siraha	7,674	0.47	2. Sindhupalchok	96,688	5.90	2. Manang	229	0.01
3. Solukhumbu	10,728	0.65	3. Dhanusa	9,053	0.55	3. Rasuwa	32,127	1.96	3. Mustang	360	0.02
4. Okhaldhunga	14,628	0.89	4. Mahottari	9,322	0.57	4. Dhading	72,272	4.41	4. Myagdi	204	0.01
5. Khotang	8,584	0.52	5. Sarlahi	44,172	2.69	5. Nuwakot	113,809	6.94	5. Kaski	16,091	0.98
6. Bhojpur	17,019	1.04	6. Rautahat	11,974	0.73	6. Kathmandu	245,776	14.99	6. Lamjung	12,194	0.74
7. Dhankuta	9,886	0.60	7. Bara	29,932	1.83	7. Bhaktapur	44,797	2.73	7. Tanahu	5,036	0.31
8. Terhathum	6,127	0.37	8. Parsa	8,981	0.55	8. Lalitpur	71,977	4.39	8. Nawalparasi (East)	5,454	0.33
9. Panchthar	12,319	0.75				9. Kavrepalanchok	122,930	7.50	9. Syangja	228	0.01
10. Ilam	19,746	1.20				10. Ramechhap	33,482	2.04	10. Parbat	295	0.02
11. Jhapa	31,032	1.89				11. Sindhuli	80,003	4.88	11. Baglung	719	0.04
12. Morang	29,960	1.83				12. Makwanpur	218,005	13.29			
13. Sunsari	21,965	1.34				13. Chitawan	54,183	3.30			
14. Udayapur	23,375	1.43									
Total	28,838	13.95	Total	122,194	7.45	Total	1216517	74.18	Total	50,349	3.07
Lumbini			Karnali			Sudurpashim					
1. Rukum (East)	0	0.00	1. Dolpa	263	0.02	1. Bajura	31	0.00			
2. Rolpa	323	0.02	2. Mugu	1,133	0.07	2. Bajhang	220	0.01			
3. Pyuthan	396	0.02	3. Humla	1,514	0.09	3. Darchula	52	0.00			
4. Gulmi	102	0.01	4. Jumla	641	0.04	4. Baitadi	34	0.00			
5. Arghakhanchi	53	0.00	5. Kalikot	0	0.00	5. Dadeldhura	83	0.01			
6. Palpa	197	0.01	6. Dailekh	290	0.02	6. Doti	215	0.01			
7. Nawalparasi (West)	1,934	0.12	7. Jajarkot	37	0.00	7. Achham	67	0.00			
8. Rupandehi	1,978	0.12	8. Rukum (West)	50	0.00	8. Kailali	2,280	0.14			
9. Kapilbastu	362	0.02	9. Salyan	40	0.00	9. Kanchanpur	6,799	0.41			
10. Dang	525	0.03	10. Surkhet	373	0.02						
11. Banke	996	0.06									
12. Bardiya	971	0.06									
Total	7,837	0.48	Total	4,341	0.26	Total	9,781	0.60			

69. Newa: (Newar) (1,341,363)

Districts	N	%	Districts	N	%	Districts	N	%	Districts	N	%
Koshi			Madhesh			Bagmati			Gandaki		
1. Taplejung	1,682	0.13	1. Saptari	2,423	0.18	1. Dolakha	1,5731	1.17	1. Gorkha	18,272	1.36
2. Sankhuwasabha	7,179	0.54	2. Siraha	3,533	0.26	2. Sindhupalchok	2,5945	1.93	2. Manang	89	0.01
3. Solukhumbu	2,571	0.19	3. Dhanusa	4,066	0.30	3. Rasuwa	861	0.06	3. Mustang	120	0.01
4. Okhaldhunga	8,742	0.65	4. Mahottari	4,486	0.33	4. Dhading	29,746	2.22	4. Myagdi	1,350	0.10
5. Khotang	9,151	0.68	5. Sarlahi	7,436	0.55	5. Nuwakot	20,304	1.51	5. Kaski	25,698	1.92
6. Bhojpur	12,075	0.90	6. Rautahat	2,063	0.15	6. Kathmandu	391,262	29.17	6. Lamjung	5,846	0.44
7. Dhankuta	6,745	0.50	7. Bara	5,742	0.43	7. Bhaktapur	153,857	11.47	7. Tanahu	24,529	1.83
8. Terhathum	2,521	0.19	8. Parsa	7,607	0.57	8. Lalitpur	163,140	12.16	8. Nawalparasi (East)	11,056	0.82
9. Panchthar	2,521	0.19				9. Kavrepalanchok	48,827	3.64	9. Syangja	8,647	0.64
10. Ilam	10,502	0.78				10. Ramechhap	22,955	1.71	10. Parbat	3,248	0.24
11. Jhapa	32,247	2.40				11. Sindhuli	18,697	1.39	11. Baglung	2,595	0.19
12. Morang	36,672	2.73				12. Makwanpur	25,683	1.91			
13. Sunsari	33,759	2.52				13. Chitawan	35,452	2.64			
14. Udayapur	12,038	0.90									
Total	178,405	13.30	Total	37,356	2.78	Total			Total	101,450	7.56
Lumbini			Karnali			Sudurpashim					
1. Rukum (East)	338	0.03	1. Dolpa	69	0.01	1. Bajura	26	0.00			
2. Rolpa	440	0.03	2. Mugu	14	0.00	2. Bajhang	114	0.01			
3. Pyuthan	3,639	0.27	3. Humla	16	0.00	3. Darchula	37	0.00			
4. Gulmi	4,325	0.32	4. Jumla	249	0.02	4. Baitadi	10	0.00			
5. Arghakhanchi	5,110	0.38	5. Kalikot	26	0.00	5. Dadeldhura	200	0.01			
6. Palpa	8,582	0.64	6. Dailekh	704	0.05	6. Doti	593	0.04			
7. Nawalparasi (West)	3,960	0.30	7. Jajarkot	227	0.02	7. Achham	53	0.00			
8. Rupandehi	21,584	1.61	8. Rukum (West)	177	0.01	8. Kailali	2,504	0.19			
9. Kapilbastu	1,717	0.13	9. Salyan	1,177	0.09	9. Kanchanpur	1,012	0.08			
10. Dang	5,220	0.39	10. Surkhet	1,885	0.14						
11. Banke	5,520	0.41									
12. Bardiya	2,164	0.16									
Total	62,599	4.67	Total	4,544	0.34	Total	4,549	0.34			

70. Rai (640,658)

Districts	N	%	Districts	N	%	Districts	N	%	Districts	N	%
Koshi			Madhesh			Bagmati			Gandaki		
1. Taplejung	6,105	0.95	1. Saptari	1,384	0.22	1. Dolakha	194	0.03	1. Gorkha	468	0.07
2. Sankhuwasabha	13,996	2.18	2. Siraha	2,002	0.31	2. Sindhupalchok	196	0.03	2. Manang	51	0.01
3. Solukhumbu	18,208	2.84	3. Dhanusa	710	0.11	3. Rasuwa	45	0.01	3. Mustang	72	0.01
4. Okhaldhunga	13,865	2.16	4. Mahottari	526	0.08	4. Dhading	3,417	0.53	4. Myagdi	179	0.03
5. Khotang	71,842	11.21	5. Sarlahi	1,272	0.20	5. Nuwakot	11,661	1.82	5. Kaski	4,476	0.70
6. Bhojpur	53,866	8.41	6. Rautahat	2,373	0.37	6. Kathmandu	47,221	7.37	6. Lamjung	209	0.03
7. Dhankuta	29,674	4.63	7. Bara	1,543	0.24	7. Bhaktapur	7,636	1.19	7. Tanahu	818	0.13
8. Terhathum	1,597	0.25	8. Parsa	400	0.06	8. Lalitpur	18,553	2.90	8. Nawalparasi (East)	853	0.13
9. Panchthar	23,971	3.74				9. Kavrepalanchok	2,038	0.32	9. Syangja	178	0.03
10. Ilam	58,113	9.07				10. Ramechhap	163	0.03	10. Parbat	164	0.03
11. Jhapa	45,743	7.14				11. Sindhuli	4,375	0.68	11. Baglung	131	0.02
12. Morang	52,069	8.13				12. Makwanpur	11,428	1.78			
13. Sunsari	61,661	9.62				13. Chitawan	5,437	0.85			
14. Udayapur	55,712	8.70									
Total	506,422	79.05	Total	10,210	1.59	Total	112,364	17.54	Total	7,599	1.19
Lumbini			Karnali			Sudurpashim					
1. Rukum (East)	0	0.00	1. Dolpa	13	0.00	1. Bajura	13	0.00			
2. Rolpa	44	0.01	2. Mugu	11	0.00	2. Bajhang	16	0.00			
3. Pyuthan	102	0.02	3. Humla	23	0.00	3. Darchula	14	0.00			
4. Gulmi	63	0.01	4. Jumla	17	0.00	4. Baitadi	23	0.00			
5. Arghakhanchi	21	0.00	5. Kalikot	0	0.00	5. Dadeldhura	45	0.01			
6. Palpa	161	0.03	6. Dailekh	41	0.01	6. Doti	75	0.01			
7. Nawalparasi (West)	231	0.04	7. Jajarkot	15	0.00	7. Achham	47	0.01			
8. Rupandehi	943	0.15	8. Rukum (West)	19	0.00	8. Kailali	513	0.08			
9. Kapilbastu	125	0.02	9. Salyan	132	0.02	9. Kanchanpur	171	0.03			
10. Dang	342	0.05	10. Surkhet	255	0.04						
11. Banke	434	0.07									
12. Bardiya	154	0.02									
Total	2,620	0.41	Total	526	0.08	Total	917	0.14			

71. Gurung (543,790)

Districts	N	%	Districts	N	%	Districts	N	%	Districts	N	%
Koshi			Madhesh			Bagmati			Gandaki		
1. Taplejung	5,705	1.05	1. Saptari	101	0.02	1. Dolakha	1,138	0.21	1. Gorkha	52,221	9.60
2. Sankhuwasabha	8,279	1.52	2. Siraha	96	0.02	2. Sindhupalchok	1,965	0.36	2. Manang	2,601	0.48
3. Solukhumbu	764	0.14	3. Dhanusa	103	0.02	3. Rasuwa	1,261	0.23	3. Mustang	4,195	0.77
4. Okhaldhunga	2,196	0.40	4. Mahottari	58	0.01	4. Dhading	18,469	3.40	4. Myagdi	1,002	0.18
5. Khotang	1,887	0.35	5. Sarlahi	398	0.07	5. Nuwakot	2,686	0.49	5. Kaski	92,143	16.94
6. Bhojpur	851	0.16	6. Rautahat	402	0.07	6. Kathmandu	51,893	9.54	6. Lamjung	45,597	8.39
7. Dhankuta	2,097	0.39	7. Bara	949	0.17	7. Bhaktapur	2,173	0.40	7. Tanahu	35,184	6.47
8. Terhathum	2,893	0.53	8. Parsa	942	0.17	8. Lalitpur	6,285	1.16	8. Nawalparasi (East)	10,909	2.01
9. Panchthar	2,894	0.53				9. Kavrepalanchok	1,222	0.22	9. Syangja	22,448	4.13
10. Ilam	8,508	1.56				10. Ramechhap	212	0.04	10. Parbat	4,188	0.77
11. Jhapa	9,082	1.67				11. Sindhuli	473	0.09	11. Baglung	1,782	0.33
12. Morang	9,170	1.69				12. Makwanpur	3,178	0.58			
13. Sunsari	8,532	1.57				13. Chitawan	49,827	9.16			
14. Udayapur	512	0.09									
Total	63,370	11.65	Total	3,049	0.56	Total			Total	272,270	50.07
Lumbini			Karnali			Sudurpashim					
1. Rukum (East)	704	0.13	1. Dolpa	2,554	0.47	1. Bajura	231	0.04			
2. Rolpa	1,215	0.22	2. Mugu	24	0.00	2. Bajhang	87	0.02			
3. Pyuthan	3,451	0.63	3. Humla	512	0.09	3. Darchula	30	0.01			
4. Gulmi	1,789	0.33	4. Jumla	190	0.03	4. Baitadi	30	0.01			
5. Arghakhanchi	951	0.17	5. Kalikot	27	0.00	5. Dadeldhura	230	0.04			
6. Palpa	618	0.11	6. Dailekh	3,025	0.56	6. Doti	207	0.04			
7. Nawalparasi (West)	7,353	1.35	7. Jajarkot	140	0.03	7. Achham	17	0.00			
8. Rupandehi	19,866	3.65	8. Rukum (West)	437	0.08	8. Kailali	1,435	0.26			
9. Kapilbastu	1,613	0.30	9. Salyan	240	0.04	9. Kanchanpur	2,012	0.37			
10. Dang	2,687	0.49	10. Surkhet	5,397	0.99						
11. Banke	4,344	0.80									
12. Bardiya	2,903	0.53									
Total	47,494	8.73	Total	12,546	2.31	Total	4,279	0.79			

72. Yakthung/Limbu (414,666)

Districts	N	%	Districts	N	%	Districts	N	%	N	%	
Koshi			Madhesh			Bagmati			Gandaki		
1. Taplejung	51,372	12.39	1. Saptari	73	0.02	1. Dolakha	34	0.01	1. Gorkha	135	0.03
2. Sankhuwasabha	8,452	2.04	2. Siraha	27	0.01	2. Sindhupalchok	46	0.01	2. Manang	0	0.00
3. Solukhumbu	80	0.02	3. Dhanusa	79	0.02	3. Rasuwa	24	0.01	3. Mustang	14	0.00
4. Okhaldhunga	57	0.01	4. Mahottari	20	0.00	4. Dhading	93	0.02	4. Myagdi	31	0.01
5. Khotang	158	0.04	5. Sarlahi	46	0.01	5. Nuwakot	105	0.03	5. Kaski	900	0.22
6. Bhojpur	217	0.05	6. Rautahat	24	0.01	6. Kathmandu	13,597	3.28	6. Lamjung	52	0.01
7. Dhankuta	20,855	5.03	7. Bara	174	0.04	7. Bhaktapur	2,132	0.51	7. Tanahu	131	0.03
8. Terhathum	32,297	7.79	8. Parsa	85	0.02	8. Lalitpur	6,814	1.64	8. Nawalparasi (East)	111	0.03
9. Panchthar	74,775	18.03				9. Kavrepalanchok	224	0.05	9. Syangja	27	0.01
10. Ilam	45,007	10.85				10. Ramechhap	25	0.01	10. Parbat	40	0.01
11. Jhapa	73,020	17.61				11. Sindhuli	67	0.02	11. Baglung	47	0.01
12. Morang	48,421	11.68				12. Makwanpur	269	0.06			
13. Sunsari	32,207	7.77				13. Chitawan	463	0.11			
14. Udayapur	597	0.14									
Total	387,515	93.45	Total	528	0.13	Total	23,893	5.76	Total	1,488	0.36
Lumbini			Karnali			Sudurpashim					
1. Rukum (East)	0	0.00	1. Dolpa	0	0.00	1. Bajura	0	0.00			
2. Rolpa	25	0.01	2. Mugu	0	0.00	2. Bajhang	0	0.00			
3. Pyuthan	22	0.01	3. Humla	11	0.00	3. Darchula	0	0.00			
4. Gulmi	12	0.00	4. Jumla	17	0.00	4. Baitadi	26	0.01			
5. Arghakhanchi	0	0.00	5. Kalikot	0	0.00	5. Dadeldhura	69	0.02			
6. Palpa	35	0.01	6. Dailekh	24	0.01	6. Doti	40	0.01			
7. Nawalparasi (West)	55	0.01	7. Jajarkot	12	0.00	7. Achham	49	0.01			
8. Rupandehi	219	0.05	8. Rukum (West)	11	0.00	8. Kailali	144	0.03			
9. Kapilbastu	24	0.01	9. Salyan	26	0.01	9. Kanchanpur	81	0.02			
10. Dang	107	0.03	10. Surkhet	103	0.02						
11. Banke	74	0.02									
12. Bardiya	56	0.01									
Total	629	0.15	Total	204	0.05	Total	409	0.10			

73. Sherpa (130,569)

Districts	N	%	Districts	N	%	Districts	N	%	N	%	
Koshi			Madhesh			Bagmati			Gandaki		
1. Taplejung	14,443	11.06	1. Saptari	14	0.01	1. Dolakha	9,480	7.26	1. Gorkha	61	0.05
2. Sankhuwasabha	9,519	7.29	2. Siraha	12	0.01	2. Sindhupalchok	9,414	7.21	2. Manang	32	0.02
3. Solukhumbu	17,878	13.69	3. Dhanusa	26	0.02	3. Rasuwa	121	0.09	3. Mustang	231	0.18
4. Okhaldhunga	11,827	9.06	4. Mahottari	51	0.04	4. Dhading	76	0.06	4. Myagdi	42	0.03
5. Khotang	1,192	0.91	5. Sarlahi	43	0.03	5. Nuwakot	656	0.50	5. Kaski	662	0.51
6. Bhojpur	2,783	2.13	6. Rautahat	34	0.03	6. Kathmandu	31,697	24.28	6. Lamjung	22	0.02
7. Dhankuta	790	0.61	7. Bara	41	0.03	7. Bhaktapur	675	0.52	7. Tanahu	92	0.07
8. Terhathum	1,405	1.08	8. Parsa	22	0.02	8. Lalitpur	1,168	0.89	8. Nawalparasi (East)	45	0.03
9. Panchthar	756	0.58				9. Kavrepalanchok	232	0.18	9. Syangja	36	0.03
10. Ilam	3,423	2.62				10. Ramechhap	4,220	3.23	10. Parbat	13	0.01
11. Jhapa	2,102	1.61				11. Sindhuli	80	0.06	11. Baglung	17	0.01
12. Morang	1,114	0.85				12. Makwanpur	122	0.09			
13. Sunsari	2,383	1.83				13. Chitawan	178	0.14			
14. Udayapur	733	0.56									
Total	70,348	53.88	Total	243	0.19	Total	58,119	44.51	Total	1253	0.96
Lumbini			Karnali			Sudurpashim					
1. Rukum (East)	0	0.00	1. Dolpa	0	0.00	1. Bajura	0	0.00			
2. Rolpa	0	0.00	2. Mugu	0	0.00	2. Bajhang	30	0.02			
3. Pyuthan	0	0.00	3. Humla	11	0.01	3. Darchula	0	0.00			
4. Gulmi	0	0.00	4. Jumla	0	0.00	4. Baitadi	0	0.00			
5. Arghakhanchi	0	0.00	5. Kalikot	0	0.00	5. Dadeldhura	21	0.02			
6. Palpa	22	0.02	6. Dailekh	0	0.00	6. Doti	16	0.01			
7. Nawalparasi (West)	37	0.03	7. Jajarkot	0	0.00	7. Achham	0	0.00			
8. Rupandehi	102	0.08	8. Rukum (West)	0	0.00	8. Kailali	30	0.02			
9. Kapilbastu	0	0.00	9. Salyan	0	0.00	9. Kanchanpur	20	0.02			
10. Dang	53	0.04	10. Surkhet	70	0.05						
11. Banke	183	0.14									
12. Bardiya	11	0.01									
Total	408	0.31	Total	81	0.06	Total	117	0.09			

74. Kumal (129,656)

Districts	N	%	Districts	N	%	Districts	N	%	N	%	
Koshi			Madhesh			Bagmati			Gandaki		
1. Taplejung	0	0.00	1. Saptari	581	0.45	1. Dolakha	41	0.03	1. Gorkha	8,473	6.53
2. Sankhuwasabha	1,107	0.85	2. Siraha	497	0.38	2. Sindhupalchok	19	0.01	2. Manang	14	0.01
3. Solukhumbu	0	0.00	3. Dhanusa	214	0.17	3. Rasuwa	13	0.01	3. Mustang	23	0.02
4. Okhaldhunga	15	0.01	4. Mahottari	612	0.47	4. Dhading	5,428	4.19	4. Myagdi	14	0.01
5. Khotang	21	0.02	5. Sarlahi	548	0.42	5. Nuwakot	2,514	1.94	5. Kaski	3,076	2.37
6. Bhojpur	383	0.30	6. Rautahat	309	0.24	6. Kathmandu	1,901	1.47	6. Lamjung	1,782	1.37
7. Dhankuta	0	0.00	7. Bara	1,543	1.19	7. Bhaktapur	182	0.14	7. Tanahu	8,727	6.73
8. Terhathum	0	0.00	8. Parsa	1,182	0.91	8. Lalitpur	437	0.34	8. Nawalparasi (East)	14,308	11.04
9. Panchthar	0	0.00				9. Kavrepalanchok	72	0.06	9. Syangja	1,757	1.36
10. Ilam	599	0.46				10. Ramechhap	16	0.01	10. Parbat	531	0.41
11. Jhapa	2,721	2.10				11. Sindhuli	32	0.02	11. Baglung	1,792	1.38
12. Morang	982	0.76				12. Makwanpur	153	0.12			
13. Sunsari	973	0.75				13. Chitawan	11,405	8.80			
14. Udayapur	95	0.07									
Total	6,896	5.32	Total	5,486	4.23	Total	22,213	17.13	Total	40,497	31.23
Lumbini			Karnali			Sudurpashim					
1. Rukum (East)	0	0.00	1. Dolpa	0	0.00	1. Bajura	425	0.33			
2. Rolpa	29	0.02	2. Mugu	243	0.19	2. Bajhang	0	0.00			
3. Pyuthan	3,472	2.68	3. Humla	0	0.00	3. Darchula	0	0.00			
4. Gulmi	8,959	6.91	4. Jumla	0	0.00	4. Baitadi	108	0.08			
5. Arghakhanchi	7,495	5.78	5. Kalikot	837	0.65	5. Dadeldhura	27	0.02			
6. Palpa	7,104	5.48	6. Dailekh	310	0.24	6. Doti	309	0.24			
7. Nawalparasi (West)	3,242	2.50	7. Jajarkot	12	0.01	7. Achham	43	0.03			
8. Rupandehi	5,728	4.42	8. Rukum (West)	343	0.26	8. Kailali	1,055	0.81			
9. Kapilbastu	1,297	1.00	9. Salyan	287	0.22	9. Kanchanpur	341	0.26			
10. Dang	10,126	7.81	10. Surkhet	257	0.20						
11. Banke	2,045	1.58									
12. Bardiya	470	0.36									
Total	49,967	38.54	Total	2,289	1.77	Total	2,308	1.78			

75. Gharti/Bhujel (120,238)

Districts	N	%	Districts	N	%	Districts	N	%	Districts	N	%
Koshi			Madhesh			Bagmati			Gandaki		
1. Taplejung	362	0.30	1. Saptari	757	0.63	1. Dolakha	2,415	2.01	1. Gorkha	1,878	1.56
2. Sankhuwasabha	811	0.67	2. Siraha	575	0.48	2. Sindhupalchok	2,326	1.93	2. Manang	26	0.02
3. Solukhumbu	1,975	1.64	3. Dhanusa	1,007	0.84	3. Rasuwa	38	0.03	3. Mustang	18	0.01
4. Okhaldhunga	3,074	2.56	4. Mahottari	1,517	1.26	4. Dhading	3,241	2.70	4. Myagdi	84	0.07
5. Khotang	3,194	2.66	5. Sarlahi	1,953	1.62	5. Nuwakot	1,256	1.04	5. Kaski	7,043	5.86
6. Bhojpur	2,968	2.47	6. Rautahat	436	0.36	6. Kathmandu	4,990	4.15	6. Lamjung	3,585	2.98
7. Dhankuta	1,677	1.39	7. Bara	266	0.22	7. Bhaktapur	1,676	1.39	7. Tanahu	7,565	6.29
8. Terhathum	1,207	1.00	8. Parsa	174	0.14	8. Lalitpur	1,334	1.11	8. Nawalparasi (East)	1,405	1.17
9. Panchthar	322	0.27				9. Kavrepalanchok	3,528	2.93	9. Syangja	5,689	4.73
10. Ilam	1,739	1.45				10. Ramechhap	3,056	2.54	10. Parbat	759	0.63
11. Jhapa	7,421	6.17				11. Sindhuli	4,504	3.75	11. Baglung	699	0.58
12. Morang	5,047	4.20				12. Makwanpur	1,039	0.86			
13. Sunsari	5,188	4.31				13. Chitawan	5,301	4.41			
14. Udayapur	2,718	2.26									
Total	37,703	31.36	Total	6,685	5.56	Total	34,704	28.86	Total	28,751	23.91
Lumbini			Karnali			Sudurpashim					
1. Rukum (East)	0	0.00	1. Dolpa	14	0.01	1. Bajura	18	0.01			
2. Rolpa	285	0.24	2. Mugu	0	0.00	2. Bajhang	93	0.08			
3. Pyuthan	1,081	0.90	3. Humla	0	0.00	3. Darchula	19	0.02			
4. Gulmi	2,404	2.00	4. Jumla	442	0.37	4. Baitadi	11	0.01			
5. Arghakhanchi	1,258	1.05	5. Kalikot	133	0.11	5. Dadeldhura	11	0.01			
6. Palpa	1,438	1.20	6. Dailekh	78	0.06	6. Doti	259	0.22			
7. Nawalparasi (West)	251	0.21	7. Jajarkot	53	0.04	7. Achham	204	0.17			
8. Rupandehi	1,626	1.35	8. Rukum (West)	140	0.12	8. Kailali	182	0.15			
9. Kapilbastu	204	0.17	9. Salyan	309	0.26	9. Kanchanpur	174	0.14			
10. Dang	609	0.51	10. Surkhet	519	0.43						
11. Banke	367	0.31									
12. Bardiya	213	0.18									
Total	9,736	8.10	Total	1,688	1.40	Total	971	0.81			

76. Majhi (111,323)

Districts	N	%	Districts	N	%	Districts	N	%	Districts	N	%
Koshi			Madhesh			Bagmati			Gandaki		
1. Taplejung	0	0.00	1. Saptari	611	0.55	1. Dolakha	422	0.38	1. Gorkha	452	0.41
2. Sankhuwasabha	238	0.21	2. Siraha	1,183	1.06	2. Sindhupalchok	7,235	6.50	2. Manang	0	0.00
3. Solukhumbu	138	0.12	3. Dhanusa	2,023	1.82	3. Rasuwa	10	0.01	3. Mustang	20	0.02
4. Okhaldhunga	1,115	1.00	4. Mahottari	1,768	1.59	4. Dhading	578	0.52	4. Myagdi	25	0.02
5. Khotang	937	0.84	5. Sarlahi	9,251	8.31	5. Nuwakot	534	0.48	5. Kaski	663	0.60
6. Bhojpur	334	0.30	6. Rautahat	5,359	4.81	6. Kathmandu	5,329	4.79	6. Lamjung	86	0.08
7. Dhankuta	978	0.88	7. Bara	5,403	4.85	7. Bhaktapur	1,004	0.90	7. Tanahu	412	0.37
8. Terhathum	327	0.29	8. Parsa	4,001	3.59	8. Lalitpur	1,646	1.48	8. Nawalparasi (East)	963	0.87
9. Panchthar	595	0.53		611	0.55	9. Kavrepalanchok	2,949	2.65	9. Syangja	963	0.87
10. Ilam	156	0.14				10. Ramechhap	6,288	5.65	10. Parbat	449	0.40
11. Jhapa	8,700	7.82				11. Sindhuli	10,873	9.77	11. Baglung	155	0.14
12. Morang	8,272	7.43				12. Makwanpur	3,483	3.13			
13. Sunsari	4,498	4.04				13. Chitawan	1,320	1.19			
14. Udayapur	3,558	3.20									
Total	29,846	26.81	Total			Total	41,671	37.43	Total	4,188	3.76
Lumbini			Karnali			Sudurpashim					
1. Rukum (East)	0	0.00	1. Dolpa	0	0.00	1. Bajura	0	0.00			
2. Rolpa	58	0.05	2. Mugu	0	0.00	2. Bajhang	0	0.00			
3. Pyuthan	23	0.02	3. Humla	0	0.00	3. Darchula	0	0.00			
4. Gulmi	470	0.42	4. Jumla	0	0.00	4. Baitadi	0	0.00			
5. Arghakhanchi	14	0.01	5. Kalikot	0	0.00	5. Dadeldhura	19	0.02			
6. Palpa	345	0.31	6. Dailekh	1,390	1.25	6. Doti	457	0.41			
7. Nawalparasi (West)	230	0.21	7. Jajarkot	16	0.01	7. Achham	360	0.32			
8. Rupandehi	705	0.63	8. Rukum (West)	0	0.00	8. Kailali	265	0.24			
9. Kapilbastu	218	0.20	9. Salyan	0	0.00	9. Kanchanpur	281	0.25			
10. Dang	264	0.24	10. Surkhet	271	0.24						
11. Banke	173	0.16									
12. Bardiya	460	0.41									
Total	2,960	2.66	Total	1,677	1.51	Total	1,382	1.24			

77. Chepang/Praja (84,269)

Districts	N	%	Districts	N	%	Districts	N	%	Districts	N	%
Koshi			Madhesh			Bagmati			Gandaki		
1. Taplejung	0	0.00	1. Saptari	0	0.00	1. Dolakha	0	0.00	1. Gorkha	4,268	5.06
2. Sankhuwasabha	0	0.00	2. Siraha	0	0.00	2. Sindhupalchok	0	0.00	2. Manang	14	0.02
3. Solukhumbu	0	0.00	3. Dhanusa	0	0.00	3. Rasuwa	0	0.00	3. Mustang	0	0.00
4. Okhaldhunga	0	0.00	4. Mahottari	0	0.00	4. Dhading	17,160	20.36	4. Myagdi	0	0.00
5. Khotang	0	0.00	5. Sarlahi	54	0.06	5. Nuwakot	16	0.02	5. Kaski	2,13	0.25
6. Bhojpur	0	0.00	6. Rautahat	18	0.02	6. Kathmandu	1,053	1.25	6. Lamjung	130	0.15
7. Dhankuta	0	0.00	7. Bara	189	0.22	7. Bhaktapur	103	0.12	7. Tanahu	742	0.88
8. Terhathum	0	0.00	8. Parsa	92	0.11	8. Lalitpur	213	0.25	8. Nawalparasi (East)	176	0.21
9. Panchthar	0	0.00				9. Kavrepalanchok	50	0.06	9. Syangja	0	0.00
10. Ilam	0	0.00				10. Ramechhap	12	0.01	10. Parbat	39	0.05
11. Jhapa	19	0.02				11. Sindhuli	0	0.00	11. Baglung	20	0.02
12. Morang	29	0.03				12. Makwanpur	23,650	28.06			
13. Sunsari	20	0.02				13. Chitawan	35,637	42.29			
14. Udayapur	0	0.00									
Total	68	0.08	Total	353	0.42	Total	77,894	92.43	Total	5,602	6.65
Lumbini			Karnali			Sudurpashim					
1. Rukum (East)	0	0.00	1. Dolpa	0	0.00	1. Bajura	0	0.00			
2. Rolpa	0	0.00	2. Mugu	0	0.00	2. Bajhang	0	0.00			
3. Pyuthan	0	0.00	3. Humla	0	0.00	3. Darchula	0	0.00			
4. Gulmi	0	0.00	4. Jumla	0	0.00	4. Baitadi	0	0.00			
5. Arghakhanchi	0	0.00	5. Kalikot	0	0.00	5. Dadeldhura	0	0.00			
6. Palpa	0	0.00	6. Dailekh	0	0.00	6. Doti	0	0.00			
7. Nawalparasi (West)	64	0.08	7. Jajarkot	0	0.00	7. Achham	0	0.00			
8. Rupandehi	24	0.03	8. Rukum (West)	0	0.00	8. Kailali	12	0.01			
9. Kapilbastu	80	0.09	9. Salyan	0	0.00	9. Kanchanpur	0	0.00			
10. Dang	13	0.02	10. Surkhet	0	0.00						
11. Banke	124	0.15									
12. Bardiya	35	0.04									
Total	340	0.40	Total	0	0.00	Total	12	0.01			

78. Sunuwar (78,899)

Districts	N	%	Districts	N	%	Districts	N	%	N	%	
Koshi			Madhesh			Bagmati			Gandaki		
1. Taplejung	1,267	1.61	1. Saptari	94	0.12	1. Dolakha	1,940	2.46	1. Gorkha	280	0.35
2. Sankhuwasabha	122	0.15	2. Siraha	510	0.65	2. Sindhupalchok	250	0.32	2. Manang	0	0.00
3. Solukhumbu	284	0.36	3. Dhanusa	959	1.22	3. Rasuwa	55	0.07	3. Mustang	25	0.03
4. Okhaldhunga	5,142	6.52	4. Mahottari	225	0.29	4. Dhading	538	0.68	4. Myagdi	156	0.20
5. Khotang	543	0.69	5. Sarlahi	431	0.55	5. Nuwakot	791	1.00	5. Kaski	1,846	2.34
6. Bhojpur	195	0.25	6. Rautahat	87	0.11	6. Kathmandu	8,534	10.82	6. Lamjung	279	0.35
7. Dhankuta	163	0.21	7. Bara	182	0.23	7. Bhaktapur	1,140	1.44	7. Tanahu	613	0.78
8. Terhathum	110	0.14	8. Parsa	173	0.22	8. Lalitpur	2,526	3.20	8. Nawalparasi (East)	671	0.85
9. Panchthar	2,005	2.54				9. Kavrepalanchok	259	0.33	9. Syangja	415	0.53
10. Ilam	3,942	5.00				10. Ramechhap	7,363	9.33	10. Parbat	169	0.21
11. Jhapa	2,841	3.60				11. Sindhuli	8,542	10.83	11. Baglung	778	0.99
12. Morang	891	1.13				12. Makwanpur	917	1.16			
13. Sunsari	1,224	1.55				13. Chitawan	1,672	2.12			
14. Udayapur	2,920	3.70									
Total	21,649	27.44	Total	2,661	3.37	Total	34,527	43.76	Total	5,232	6.63
Lumbini			Karnali			Sudurpashim					
1. Rukum (East)	343	0.43	1. Dolpa	67	0.08	1. Bajura	96	0.12			
2. Rolpa	312	0.40	2. Mugu	18	0.02	2. Bajhang	52	0.07			
3. Pyuthan	1,612	2.04	3. Humla	143	0.18	3. Darchula	0	0.00			
4. Gulmi	591	0.75	4. Jumla	158	0.20	4. Baitadi	0	0.00			
5. Arghakhanchi	609	0.77	5. Kalikot	192	0.24	5. Dadeldhura	68	0.09			
6. Palpa	416	0.53	6. Dailekh	437	0.55	6. Doti	83	0.11			
7. Nawalparasi (West)	353	0.45	7. Jajarkot	174	0.22	7. Achham	109	0.14			
8. Rupandehi	1,491	1.89	8. Rukum (West)	661	0.84	8. Kailali	965	1.22			
9. Kapilbastu	340	0.43	9. Salyan	679	0.86	9. Kanchanpur	369	0.47			
10. Dang	2,491	3.16	10. Surkhet	870	1.10						
11. Banke	689	0.87									
12. Bardiya	442	0.56									
Total	9,689	12.28	Total	3,399	4.31	Total	1,742	2.21			

79. Ghale (35,355)

Districts	N	%	Districts	N	%	Districts	N	%	Districts	N	%
Koshi			Madhesh			Bagmati			Gandaki		
1. Taplejung	0	0.00	1. Saptari	0	0.00	1. Dolakha	28	0.08	1. Gorkha	6,156	17.41
2. Sankhuwasabha	551	1.56	2. Siraha	0	0.00	2. Sindhupalchok	1,165	3.30	2. Manang	338	0.96
3. Solukhumbu	0	0.00	3. Dhanusa	0	0.00	3. Rasuwa	2,416	6.83	3. Mustang	19	0.05
4. Okhaldhunga	0	0.00	4. Mahottari	0	0.00	4. Dhading	7,355	20.80	4. Myagdi	0	0.00
5. Khotang	0	0.00	5. Sarlahi	0	0.00	5. Nuwakot	2,663	7.53	5. Kaski	762	2.16
6. Bhojpur	510	1.44	6. Rautahat	0	0.00	6. Kathmandu	4,263	12.06	6. Lamjung	2,925	8.27
7. Dhankuta	0	0.00	7. Bara	287	0.81	7. Bhaktapur	136	0.38	7. Tanahu	269	0.76
8. Terhathum	0	0.00	8. Parsa	69	0.20	8. Lalitpur	636	1.80	8. Nawalparasi (East)	226	0.64
9. Panchthar	0	0.00				9. Kavrepalanchok	39	0.11	9. Syangja	16	0.05
10. Ilam	539	1.52				10. Ramechhap	0	0.00	10. Parbat	11	0.03
11. Jhapa	121	0.34				11. Sindhuli	44	0.12	11. Baglung	0	0.00
12. Morang	305	0.86				12. Makwanpur	775	2.19			
13. Sunsari	144	0.41				13. Chitawan	2,104	5.95			
14. Udayapur	36	0.10									
Total	2,206	6.24	Total	356	1.01	Total	21,624	61.16	Total	10,722	30.33
Lumbini			Karnali			Sudurpashim					
1. Rukum (East)	14	0.04	1. Dolpa	42	0.12	1. Bajura	0	0.00			
2. Rolpa	0	0.00	2. Mugu	0	0.00	2. Bajhang	0	0.00			
3. Pyuthan	0	0.00	3. Humla	0	0.00	3. Darchula	0	0.00			
4. Gulmi	0	0.00	4. Jumla	0	0.00	4. Baitadi	0	0.00			
5. Arghakhanchi	0	0.00	5. Kalikot	0	0.00	5. Dadeldhura	0	0.00			
6. Palpa	0	0.00	6. Dailekh	0	0.00	6. Doti	0	0.00			
7. Nawalparasi (West)	98	0.28	7. Jajarkot	0	0.00	7. Achham	0	0.00			
8. Rupandehi	37	0.10	8. Rukum (West)	0	0.00	8. Kailali	11	0.03			
9. Kapilbastu	0	0.00	9. Salyan	0	0.00	9. Kanchanpur	16	0.05			
10. Dang	13	0.04	10. Surkhet	140	0.40						
11. Banke	13	0.04									
12. Bardiya	63	0.18									
Total	238	0.67	Total	182	0.51	Total	27	0.08			

80. Kulung (33,343)

Districts	N	%	Districts	N	%	Districts	N	%	Districts	N	%
Koshi			Madhesh			Bagmati			Gandaki		
1. Taplejung	75	0.22	1. Saptari	0	0.00	1. Dolakha	0	0.00	1. Gorkha	0	0.00
2. Sankhuwasabha	10,606	31.81	2. Siraha	0	0.00	2. Sindhupalchok	0	0.00	2. Manang	0	0.00
3. Solukhumbu	10,814	32.43	3. Dhanusa	0	0.00	3. Rasuwa	0	0.00	3. Mustang	0	0.00
4. Okhaldhunga	0	0.00	4. Mahottari	0	0.00	4. Dhading	0	0.00	4. Myagdi	0	0.00
5. Khotang	0	0.00	5. Sarlahi	0	0.00	5. Nuwakot	18	0.05	5. Kaski	66	0.20
6. Bhojpur	3,470	10.41	6. Rautahat	0	0.00	6. Kathmandu	950	2.85	6. Lamjung	14	0.04
7. Dhankuta	92	0.28	7. Bara	0	0.00	7. Bhaktapur	25	0.07	7. Tanahu	0	0.00
8. Terhathum	183	0.55	8. Parsa	0	0.00	8. Lalitpur	101	0.30	8. Nawalparasi (East)	0	0.00
9. Panchthar	37	0.11				9. Kavrepalanchok	0	0.00	9. Syangja	0	0.00
10. Ilam	1,568	4.70				10. Ramechhap	0	0.00	10. Parbat	0	0.00
11. Jhapa	918	2.75				11. Sindhuli	0	0.00	11. Baglung	0	0.00
12. Morang	1,590	4.77				12. Makwanpur	0	0.00			
13. Sunsari	2,731	8.19				13. Chitawan	0	0.00			
14. Udayapur	85	0.25									
Total	32,169	96.48	Total	0	0.00	Total	1,094	3.28	Total	80	0.24
Lumbini			Karnali			Sudurpashim					
1. Rukum (East)	0	0.00	1. Dolpa	0	0.00	1. Bajura	0	0.00			
2. Rolpa	0	0.00	2. Mugu	0	0.00	2. Bajhang	0	0.00			
3. Pyuthan	0	0.00	3. Humla	0	0.00	3. Darchula	0	0.00			
4. Gulmi	0	0.00	4. Jumla	0	0.00	4. Baitadi	0	0.00			
5. Arghakhanchi	0	0.00	5. Kalikot	0	0.00	5. Dadeldhura	0	0.00			
6. Palpa	0	0.00	6. Dailekh	0	0.00	6. Doti	0	0.00			
7. Nawalparasi (West)	0	0.00	7. Jajarkot	0	0.00	7. Achham	0	0.00			
8. Rupandehi	0	0.00	8. Rukum (West)	0	0.00	8. Kailali	0	0.00			
9. Kapilbastu	0	0.00	9. Salyan	0	0.00	9. Kanchanpur	0	0.00			
10. Dang	0	0.00	10. Surkhet	0	0.00						
11. Banke	0	0.00									
12. Bardiya	0	0.00									
Total	0	0.00	Total	0	0.00	Total	0	0.00			

81. Thami (32,653)

Districts	N	%	Districts	N	%	Districts	N	%	Districts	N	%
Koshi			Madhesh			Bagmati			Gandaki		
1. Taplejung	0	0.00	1. Saptari	0	0.00	1. Dolakha	18,075	55.35	1. Gorkha	16	0.05
2. Sankhuwasabha	17	0.05	2. Siraha	0	0.00	2. Sindhupalchok	5,484	16.79	2. Manang	0	0.00
3. Solukhumbu	274	0.84	3. Dhanusa	18	0.06	3. Rasuwa	0	0.00	3. Mustang	0	0.00
4. Okhaldhunga	0	0.00	4. Mahottari	0	0.00	4. Dhading	18	0.06	4. Myagdi	0	0.00
5. Khotang	73	0.22	5. Sarlahi	336	1.03	5. Nuwakot	0	0.00	5. Kaski	45	0.14
6. Bhojpur	198	0.61	6. Rautahat	20	0.06	6. Kathmandu	1,389	4.25	6. Lamjung	0	0.00
7. Dhankuta	0	0.00	7. Bara	72	0.22	7. Bhaktapur	445	1.36	7. Tanahu	0	0.00
8. Terhathum	0	0.00	8. Parsa	83	0.25	8. Lalitpur	471	1.44	8. Nawalparasi (East)	0	0.00
9. Panchthar	0	0.00				9. Kavrepalanchok	242	0.74	9. Syangja	0	0.00
10. Ilam	924	2.83				10. Ramechhap	2,373	7.27	10. Parbat	0	0.00
11. Jhapa	269	0.82				11. Sindhuli	743	2.28	11. Baglung	0	0.00
12. Morang	183	0.56				12. Makwanpur	100	0.31			
13. Sunsari	127	0.39				13. Chitawan	60	0.18			
14. Udayapur	286	0.88									
Total	2,351	7.20	Total	529	1.62	Total	29,400	90.04	Total		
Lumbini			Karnali			Sudurpashim					
1. Rukum (East)	0	0.00	1. Dolpa	0	0.00	1. Bajura	0	0.00			
2. Rolpa	0	0.00	2. Mugu	0	0.00	2. Bajhang	0	0.00			
3. Pyuthan	0	0.00	3. Humla	103	0.32	3. Darchula	0	0.00			
4. Gulmi	0	0.00	4. Jumla	160	0.49	4. Baitadi	0	0.00			
5. Arghakhanchi	0	0.00	5. Kalikot	0	0.00	5. Dadeldhura	0	0.00			
6. Palpa	0	0.00	6. Dailekh	0	0.00	6. Doti	0	0.00			
7. Nawalparasi (West)	0	0.00	7. Jajarkot	0	0.00	7. Achham	0	0.00			
8. Rupandehi	0	0.00	8. Rukum (West)	0	0.00	8. Kailali	12	0.04			
9. Kapilbastu	0	0.00	9. Salyan	0	0.00	9. Kanchanpur	22	0.07			
10. Dang	0	0.00	10. Surkhet	15	0.05						
11. Banke	0	0.00									
12. Bardiya	0	0.00									
Total	0	0.00	Total	278	0.85	Total	34	0.10			

82. Darari (18,578)

Districts	N	%	Districts	N	%	Districts	N	%	Districts	N	%
Koshi			Madhesh			Bagmati			Gandaki		
1. Taplejung	0	0.00	1. Saptari	0	0.00	1. Dolakha	0	0.00	1. Gorkha	867	4.67
2. Sankhuwasabha	0	0.00	2. Siraha	0	0.00	2. Sindhupalchok	12	0.06	2. Manang	0	0.00
3. Solukhumbu	0	0.00	3. Dhanusa	0	0.00	3. Rasuwa	0	0.00	3. Mustang	0	0.00
4. Okhaldhunga	0	0.00	4. Mahottari	0	0.00	4. Dhading	972	5.23	4. Myagdi	0	0.00
5. Khotang	0	0.00	5. Sarlahi	12	0.06	5. Nuwakot	0	0.00	5. Kaski	116	0.62
6. Bhojpur	0	0.00	6. Rautahat	0	0.00	6. Kathmandu	300	1.61	6. Lamjung	14	0.08
7. Dhankuta	0	0.00	7. Bara	14	0.08	7. Bhaktapur	12	0.06	7. Tanahu	4,396	23.66
8. Terhathum	0	0.00	8. Parsa	21	0.11	8. Lalitpur	71	0.38	8. Nawalparasi (East)	2,170	11.68
9. Panchthar	0	0.00				9. Kavrepalanchok	23	0.12	9. Syangja	0	0.00
10. Ilam	0	0.00				10. Ramechhap	0	0.00	10. Parbat	0	0.00
11. Jhapa	46	0.25				11. Sindhuli	0	0.00	11. Baglung	0	0.00
12. Morang	0	0.00				12. Makwanpur	46	0.25			
13. Sunsari	18	0.10				13. Chitawan	8,850	47.64			
14. Udayapur	14	0.08									
Total	78	0.42	Total	47	0.25	Total	10,286	55.37	Total	7,563	40.71
Lumbini			Karnali			Sudurpashim					
1. Rukum (East)	0	0.00	1. Dolpa	0	0.00	1. Bajura	0	0.00			
2. Rolpa	0	0.00	2. Mugu	0	0.00	2. Bajhang	0	0.00			
3. Pyuthan	0	0.00	3. Humla	0	0.00	3. Darchula	0	0.00			
4. Gulmi	0	0.00	4. Jumla	0	0.00	4. Baitadi	0	0.00			
5. Arghakhanchi	0	0.00	5. Kalikot	0	0.00	5. Dadeldhura	0	0.00			
6. Palpa	152	0.82	6. Dailekh	0	0.00	6. Doti	0	0.00			
7. Nawalparasi (West)	210	1.13	7. Jajarkot	0	0.00	7. Achham	0	0.00			
8. Rupandehi	105	0.57	8. Rukum (West)	0	0.00	8. Kailali	0	0.00			
9. Kapilbastu	0	0.00	9. Salyan	0	0.00	9. Kanchanpur	14	0.08			
10. Dang	0	0.00	10. Surkhet	26	0.14						
11. Banke	27	0.15									
12. Bardiya	70	0.38									
Total	564	3.04	Total	26	0.14	Total	14	0.08			

83. Yakkha (17,385)

Districts	N	%	Districts	N	%	Districts	N	%	Districts	N	%
Koshi			Madhesh			Bagmati			Gandaki		
1. Taplejung	235	1.35	1. Saptari	12	0.07	1. Dolakha	0	0.00	1. Gorkha	11	0.06
2. Sankhuwasabha	5,752	33.09	2. Siraha	0	0.00	2. Sindhupalchok	0	0.00	2. Manang	0	0.00
3. Solukhumbu	0	0.00	3. Dhanusa	0	0.00	3. Rasuwa	0	0.00	3. Mustang	0	0.00
4. Okhaldhunga	0	0.00	4. Mahottari	0	0.00	4. Dhading	0	0.00	4. Myagdi	0	0.00
5. Khotang	0	0.00	5. Sarlahi	0	0.00	5. Nuwakot	10	0.06	5. Kaski	11	0.06
6. Bhojpur	0	0.00	6. Rautahat	0	0.00	6. Kathmandu	367	2.11	6. Lamjung	0	0.00
7. Dhankuta	4,344	24.99	7. Bara	77	0.44	7. Bhaktapur	29	0.17	7. Tanahu	0	0.00
8. Terhathum	180	1.04	8. Parsa	0	0.00	8. Lalitpur	229	1.32	8. Nawalparasi (East)	0	0.00
9. Panchthar	471	2.71				9. Kavrepalanchok	12	0.07	9. Syangja	0	0.00
10. Ilam	1,308	7.52				10. Ramechhap	0	0.00	10. Parbat	0	0.00
11. Jhapa	672	3.87				11. Sindhuli	0	0.00	11. Baglung	0	0.00
12. Morang	1,698	9.77				12. Makwanpur	0	0.00			
13. Sunsari	1,730	9.95				13. Chitawan	12	0.07			
14. Udayapur	47	0.27									
Total	16,437	94.55	Total	89	0.51	Total	659	3.79	Total	22	0.13
Lumbini			Karnali			Sudurpashim					
1. Rukum (East)	0	0.00	1. Dolpa	0	0.00	1. Bajura	0	0.00			
2. Rolpa	0	0.00	2. Mugu	0	0.00	2. Bajhang	0	0.00			
3. Pyuthan	0	0.00	3. Humla	0	0.00	3. Darchula	0	0.00			
4. Gulmi	0	0.00	4. Jumla	0	0.00	4. Baitadi	0	0.00			
5. Arghakhanchi	0	0.00	5. Kalikot	0	0.00	5. Dadeldhura	0	0.00			
6. Palpa	0	0.00	6. Dailekh	0	0.00	6. Doti	0	0.00			
7. Nawalparasi (West)	88	0.51	7. Jajarkot	0	0.00	7. Achham	0	0.00			
8. Rupandehi	90	0.52	8. Rukum (West)	0	0.00	8. Kailali	0	0.00			
9. Kapilbastu	0	0.00	9. Salyan	0	0.00	9. Kanchanpur	0	0.00			
10. Dang	0	0.00	10. Surkhet	0	0.00						
11. Banke	0	0.00									
12. Bardiya	0	0.00									
Total	178	1.02	Total	0	0.00	Total	0	0.00			

84. Bhote (15,712)

Districts	N	%	Districts	N	%	Districts	N	%	Districts	N	%
Koshi			Madhesh			Bagmati			Gandaki		
1. Taplejung	252	1.60	1. Saptari	0	0.00	1. Dolakha	0	0.00	1. Gorkha	25	0.16
2. Sankhuwasabha	3,997	25.44	2. Siraha	0	0.00	2. Sindhupalchok	46	0.29	2. Manang	372	2.37
3. Solukhumbu	19	0.12	3. Dhanusa	22	0.14	3. Rasuwa	10	0.06	3. Mustang	154	0.98
4. Okhaldhunga	0	0.00	4. Mahottari	0	0.00	4. Dhading	11	0.07	4. Myagdi	0	0.00
5. Khotang	0	0.00	5. Sarlahi	18	0.11	5. Nuwakot	10	0.06	5. Kaski	150	0.95
6. Bhojpur	0	0.00	6. Rautahat	0	0.00	6. Kathmandu	2334	14.85	6. Lamjung	0	0.00
7. Dhankuta	19	0.12	7. Bara	10	0.06	7. Bhaktapur	52	0.33	7. Tanahu	0	0.00
8. Terhathum	17	0.11	8. Parsa	0	0.00	8. Lalitpur	86	0.55	8. Nawalparasi (East)	0	0.00
9. Panchthar	0	0.00				9. Kavrepalanchok	49	0.31	9. Syangja	0	0.00
10. Ilam	120	0.76				10. Ramechhap	0	0.00	10. Parbat	0	0.00
11. Jhapa	55	0.35				11. Sindhuli	14	0.09	11. Baglung	20	0.13
12. Morang	62	0.39				12. Makwanpur	0	0.00			
13. Sunsari	224	1.43				13. Chitawan	12	0.08			
14. Udayapur	0	0.00									
Total	4,765	30.33	Total	50	0.32	Total	2624	16.70	Total	721	4.59
Lumbini			Karnali			Sudurpashim					
1. Rukum (East)	0	0.00	1. Dolpa	127	0.81	1. Bajura	1215	7.73			
2. Rolpa	0	0.00	2. Mugu	114	0.73	2. Bajhang	79	0.50			
3. Pyuthan	0	0.00	3. Humla	4,674	29.75	3. Darchula	0	0.00			
4. Gulmi	0	0.00	4. Jumla	777	4.95	4. Baitadi	0	0.00			
5. Arghakhanchi	0	0.00	5. Kalikot	68	0.43	5. Dadeldhura	0	0.00			
6. Palpa	0	0.00	6. Dailekh	0	0.00	6. Doti	76	0.48			
7. Nawalparasi (West)	0	0.00	7. Jajarkot	0	0.00	7. Achham	0	0.00			
8. Rupandehi	10	0.06	8. Rukum (West)	0	0.00	8. Kailali	59	0.38			
9. Kapilbastu	0	0.00	9. Salyan	0	0.00	9. Kanchanpur	11	0.07			
10. Dang	0	0.00	10. Surkhet	291	1.85						
11. Banke	30	0.19									
12. Bardiya	21	0.13									
Total	61	0.39	Total	6,051	38.51	Total	1440	9.16			

85. Bantawa (15,658)

Districts	N	%	Districts	N	%	Districts	N	%	Districts	N	%
Koshi			Madhesh			Bagmati			Gandaki		
1. Taplejung	189	1.21	1. Saptari	0	0.00	1. Dolakha	0	0.00	1. Gorkha	0	0.00
2. Sankhuwasabha	229	1.46	2. Siraha	0	0.00	2. Sindhupalchok	0	0.00	2. Manang	0	0.00
3. Solukhumbu	0	0.00	3. Dhanusa	0	0.00	3. Rasuwa	0	0.00	3. Mustang	0	0.00
4. Okhaldhunga	0	0.00	4. Mahottari	0	0.00	4. Dhading	0	0.00	4. Myagdi	0	0.00
5. Khotang	50	0.32	5. Sarlahi	0	0.00	5. Nuwakot	0	0.00	5. Kaski	32	0.20
6. Bhojpur	644	4.11	6. Rautahat	0	0.00	6. Kathmandu	423	2.70	6. Lamjung	0	0.00
7. Dhankuta	951	6.07	7. Bara	0	0.00	7. Bhaktapur	39	0.25	7. Tanahu	0	0.00
8. Terhathum	35	0.22	8. Parsa	0	0.00	8. Lalitpur	167	1.07	8. Nawalparasi (East)	0	0.00
9. Panchthar	939	6.00				9. Kavrepalanchok	0	0.00	9. Syangja	0	0.00
10. Ilam	3,417	21.82				10. Ramechhap	0	0.00	10. Parbat	0	0.00
11. Jhapa	1,494	9.54				11. Sindhuli	0	0.00	11. Baglung	0	0.00
12. Morang	2,219	14.17				12. Makwanpur	0	0.00			
13. Sunsari	4,295	27.43				13. Chitawan	0	0.00			
14. Udayapur	512	3.27									
Total	14,974	95.63	Total	0	0.00	Total	629	4.02	Total	32	0.20
Lumbini			Karnali			Sudurpashim					
1. Rukum (East)	0	0.00	1. Dolpa	0	0.00	1. Bajura	0	0.00			
2. Rolpa	0	0.00	2. Mugu	0	0.00	2. Bajhang	0	0.00			
3. Pyuthan	0	0.00	3. Humla	0	0.00	3. Darchula	0	0.00			
4. Gulmi	0	0.00	4. Jumla	0	0.00	4. Baitadi	0	0.00			
5. Arghakhanchi	0	0.00	5. Kalikot	0	0.00	5. Dadeldhura	0	0.00			
6. Palpa	0	0.00	6. Dailekh	0	0.00	6. Doti	0	0.00			
7. Nawalparasi (West)	23	0.15	7. Jajarkot	0	0.00	7. Achham	0	0.00			
8. Rupandehi	0	0.00	8. Rukum (West)	0	0.00	8. Kailali	0	0.00			
9. Kapilbastu	0	0.00	9. Salyan	0	0.00	9. Kanchanpur	0	0.00			
10. Dang	0	0.00	10. Surkhet	0	0.00						
11. Banke	0	0.00									
12. Bardiya	0	0.00									
Total	23	0.15	Total	0	0.00	Total	0	0.00			

86. Pahari (14,919)

Districts	N	%	Districts	N	%	Districts	N	%	Districts	N	%
Koshi			Madhesh			Bagmati			Gandaki		
1. Taplejung	0	0.00	1. Saptari	10	0.07	1. Dolakha	0	0.00	1. Gorkha	0	0.00
2. Sankhuwasabha	0	0.00	2. Siraha	27	0.18	2. Sindhupalchok	2,146	14.38	2. Manang	0	0.00
3. Solukhumbu	0	0.00	3. Dhanusa	21	0.14	3. Rasuwa	0	0.00	3. Mustang	0	0.00
4. Okhaldhunga	106	0.71	4. Mahottari	0	0.00	4. Dhading	0	0.00	4. Myagdi	0	0.00
5. Khotang	0	0.00	5. Sarlahi	132	0.88	5. Nuwakot	0	0.00	5. Kaski	19	0.13
6. Bhojpur	16	0.11	6. Rautahat	398	2.67	6. Kathmandu	557	3.73	6. Lamjung	12	0.08
7. Dhankuta	0	0.00	7. Bara	118	0.79	7. Bhaktapur	244	1.64	7. Tanahu	26	0.17
8. Terhathum	0	0.00	8. Parsa	94	0.63	8. Lalitpur	4,303	28.84	8. Nawalparasi (East)	0	0.00
9. Panchthar	0	0.00				9. Kavrepalanchok	3,290	22.05	9. Syangja	0	0.00
10. Ilam	30	0.20				10. Ramechhap	701	4.70	10. Parbat	17	0.11
11. Jhapa	19	0.13				11. Sindhuli	712	4.77	11. Baglung	0	0.00
12. Morang	24	0.16				12. Makwanpur	1,504	10.08			
13. Sunsari	37	0.25				13. Chitawan	45	0.30			
14. Udayapur	66	0.44									
Total	298	2.00	Total	800	5.36	Total			Total	74	0.50
Lumbini			Karnali			Sudurpashim					
1. Rukum (East)	0	0.00	1. Dolpa	0	0.00	1. Bajura	0	0.00			
2. Rolpa	0	0.00	2. Mugu	0	0.00	2. Bajhang	36	0.24			
3. Pyuthan	0	0.00	3. Humla	0	0.00	3. Darchula	0	0.00			
4. Gulmi	0	0.00	4. Jumla	0	0.00	4. Baitadi	0	0.00			
5. Arghakhanchi	0	0.00	5. Kalikot	0	0.00	5. Dadeldhura	24	0.16			
6. Palpa	0	0.00	6. Dailekh	0	0.00	6. Doti	0	0.00			
7. Nawalparasi (West)	0	0.00	7. Jajarkot	0	0.00	7. Achham	0	0.00			
8. Rupandehi	0	0.00	8. Rukum (West)	0	0.00	8. Kailali	73	0.49			
9. Kapilbastu	18	0.12	9. Salyan	0	0.00	9. Kanchanpur	69	0.46			
10. Dang	0	0.00	10. Surkhet	0	0.00						
11. Banke	25	0.17									
12. Bardiya	0	0.00									
Total	43	0.29	Total	0	0.00	Total	202	1.35			

87. Chamling (12,126)

Districts	N	%	Districts	N	%	Districts	N	%	Districts	N	%
Koshi			Madhesh			Bagmati			Gandaki		
1. Taplejung	20	0.16	1. Saptari	11	0.09	1. Dolakha	0	0.00	1. Gorkha	0	0.00
2. Sankhuwasabha	1,014	8.36	2. Siraha	0	0.00	2. Sindhupalchok	0	0.00	2. Manang	0	0.00
3. Solukhumbu	14	0.12	3. Dhanusa	0	0.00	3. Rasuwa	0	0.00	3. Mustang	0	0.00
4. Okhaldhunga	15	0.12	4. Mahottari	0	0.00	4. Dhading	20	0.16	4. Myagdi	0	0.00
5. Khotang	339	2.80	5. Sarlahi	0	0.00	5. Nuwakot	11	0.09	5. Kaski	14	0.12
6. Bhojpur	95	0.78	6. Rautahat	0	0.00	6. Kathmandu	827	6.82	6. Lamjung	0	0.00
7. Dhankuta	264	2.18	7. Bara	0	0.00	7. Bhaktapur	132	1.09	7. Tanahu	0	0.00
8. Terathum	42	0.35	8. Parsa	0	0.00	8. Lalitpur	264	2.18	8. Nawalparasi (East)	0	0.00
9. Panchthar	542	4.47				9. Kavrepalanchok	0	0.00	9. Syangja	0	0.00
10. Ilam	1,036	8.54				10. Ramechhap	0	0.00	10. Parbat	0	0.00
11. Jhapa	1,043	8.60				11. Sindhuli	0	0.00	11. Baglung	0	0.00
12. Morang	1,646	13.57				12. Makwanpur	18	0.15			
13. Sunsari	2,730	22.51				13. Chitawan	10	0.08			
14. Udayapur	2,002	16.51									
Total	10,802	89.08	Total	11	0.09	Total	1,282	10.57	Total	14	0.12
Lumbini			Karnali			Sudurpashim					
1. Rukum (East)	0	0.00	1. Dolpa	0	0.00	1. Bajura	0	0.00			
2. Rolpa	0	0.00	2. Mugu	0	0.00	2. Bajhang	0	0.00			
3. Pyuthan	0	0.00	3. Humla	0	0.00	3. Darchula	0	0.00			
4. Gulmi	0	0.00	4. Jumla	0	0.00	4. Baitadi	0	0.00			
5. Arghakhanchi	0	0.00	5. Kalikot	0	0.00	5. Dadeldhura	0	0.00			
6. Palpa	0	0.00	6. Dailekh	0	0.00	6. Doti	0	0.00			
7. Nawalparasi (West)	0	0.00	7. Jajarkot	0	0.00	7. Achham	0	0.00			
8. Rupandehi	0	0.00	8. Rukum (West)	0	0.00	8. Kailali	17	0.14			
9. Kapilbastu	0	0.00	9. Salyan	0	0.00	9. Kanchanpur	0	0.00			
10. Dang	0	0.00	10. Surkhet	0	0.00						
11. Banke	0	0.00									
12. Bardiya	0	0.00									
Total	0	0.00	Total	0	0.00	Total	17	0.14			

88. Chhantyal/Chhantel (11,873)

Districts	N	%	Districts	N	%	Districts	N	%	N	%	
Koshi			Madhesh			Bagmati			Gandaki		
1. Taplejung	0	0.00	1. Saptari	0	0.00	1. Dolakha	0	0.00	1. Gorkha	0	0.00
2. Sankhuwasabha	0	0.00	2. Siraha	0	0.00	2. Sindhupalchok	0	0.00	2. Manang	0	0.00
3. Solukhumbu	0	0.00	3. Dhanusa	0	0.00	3. Rasuwa	0	0.00	3. Mustang	79	0.67
4. Okhaldhunga	0	0.00	4. Mahottari	0	0.00	4. Dhading	13	0.11	4. Myagdi	2,941	24.77
5. Khotang	0	0.00	5. Sarlahi	0	0.00	5. Nuwakot	0	0.00	5. Kaski	1,812	15.26
6. Bhojpur	0	0.00	6. Rautahat	0	0.00	6. Kathmandu	1,244	10.48	6. Lamjung	0	0.00
7. Dhankuta	0	0.00	7. Bara	0	0.00	7. Bhaktapur	0	0.00	7. Tanahu	15	0.13
8. Terhathum	0	0.00	8. Parsa	0	0.00	8. Lalitpur	56	0.47	8. Nawalparasi (East)	82	0.69
9. Panchthar	0	0.00				9. Kavrepalanchok	0	0.00	9. Syangja	0	0.00
10. Ilam	0	0.00				10. Ramechhap	0	0.00	10. Parbat	194	1.63
11. Jhapa	17	0.14				11. Sindhuli	0	0.00	11. Baglung	3,361	28.31
12. Morang	0	0.00				12. Makwanpur	0	0.00			
13. Sunsari	0	0.00				13. Chitawan	36	0.30			
14. Udayapur	0	0.00									
Total	17	0.14	Total	0	0.00	Total			Total	8,484	71.46
Lumbini			Karnali			Sudurpashim					
1. Rukum (East)	100	0.84	1. Dolpa	0	0.00	1. Bajura	0	0.00			
2. Rolpa	0	0.00	2. Mugu	0	0.00	2. Bajhang	0	0.00			
3. Pyuthan	137	1.15	3. Humla	50	0.42	3. Darchula	0	0.00			
4. Gulmi	340	2.86	4. Jumla	0	0.00	4. Baitadi	0	0.00			
5. Arghakhanchi	0	0.00	5. Kalikot	0	0.00	5. Dadeldhura	20	0.17			
6. Palpa	0	0.00	6. Dailekh	0	0.00	6. Doti	0	0.00			
7. Nawalparasi (West)	54	0.45	7. Jajarkot	0	0.00	7. Achham	0	0.00			
8. Rupandehi	769	6.48	8. Rukum (West)	0	0.00	8. Kailali	0	0.00			
9. Kapilbastu	35	0.29	9. Salyan	0	0.00	9. Kanchanpur	0	0.00			
10. Dang	308	2.59	10. Surkhet	179	1.51						
11. Banke	19	0.16									
12. Bardiya	12	0.10									
Total	1,774	14.94	Total	229	1.93	Total	20	0.17			

89. Thakali (11,646)

Districts	N	%	Districts	N	%	Districts	N	%	Districts	N	%
Koshi			Madhesh			Bagmati			Gandaki		
1. Taplejung	0	0.00	1. Saptari	0	0.00	1. Dolakha	0	0.00	1. Gorkha	0	0.00
2. Sankhuwasabha	0	0.00	2. Siraha	12	0.10	2. Sindhupalchok	0	0.00	2. Manang	37	0.32
3. Solukhumbu	0	0.00	3. Dhanusa	38	0.33	3. Rasuwa	0	0.00	3. Mustang	1,968	16.90
4. Okhaldhunga	0	0.00	4. Mahottari	0	0.00	4. Dhading	0	0.00	4. Myagdi	787	6.76
5. Khotang	0	0.00	5. Sarlahi	0	0.00	5. Nuwakot	0	0.00	5. Kaski	2,204	18.92
6. Bhojpur	0	0.00	6. Rautahat	0	0.00	6. Kathmandu	2,669	22.92	6. Lamjung	30	0.26
7. Dhankuta	0	0.00	7. Bara	0	0.00	7. Bhaktapur	14	0.12	7. Tanahu	161	1.38
8. Terhathum	0	0.00	8. Parsa	0	0.00	8. Lalitpur	372	3.19	8. Nawalparasi (East)	66	0.57
9. Panchthar	0	0.00				9. Kavrepalanchok	0	0.00	9. Syangja	55	0.47
10. Ilam	10	0.09				10. Ramechhap	0	0.00	10. Parbat	82	0.70
11. Jhapa	24	0.21				11. Sindhuli	0	0.00	11. Baglung	453	3.89
12. Morang	0	0.00				12. Makwanpur	18	0.15			
13. Sunsari	53	0.46				13. Chitawan	269	2.31			
14. Udayapur	0	0.00									
Total	87	0.75	Total	50	0.43	Total	3,342	28.70	Total	5,843	50.17
Lumbini			Karnali			Sudurpashim					
1. Rukum (East)	122	1.05	1. Dolpa	32	0.27	1. Bajura	0	0.00			
2. Rolpa	195	1.67	2. Mugu	0	0.00	2. Bajhang	0	0.00			
3. Pyuthan	203	1.74	3. Humla	0	0.00	3. Darchula	0	0.00			
4. Gulmi	112	0.96	4. Jumla	52	0.45	4. Baitadi	0	0.00			
5. Arghakhanchi	11	0.09	5. Kalikot	0	0.00	5. Dadeldhura	0	0.00			
6. Palpa	93	0.80	6. Dailekh	21	0.18	6. Doti	0	0.00			
7. Nawalparasi (West)	105	0.90	7. Jajarkot	20	0.17	7. Achham	0	0.00			
8. Rupandehi	1,006	8.64	8. Rukum (West)	23	0.20	8. Kailali	90	0.77			
9. Kapilbastu	17	0.15	9. Salyan	0	0.00	9. Kanchanpur	17	0.15			
10. Dang	51	0.44	10. Surkhet	89	0.76						
11. Banke	65	0.56									
12. Bardiya	0	0.00									
Total	1,980	17.00	Total	237	2.04	Total	107	0.92			

90. Bote (11,164)

Districts	N	%	Districts	N	%	Districts	N	%	Districts	N	%
Koshi			Madhesh			Bagmati			Gandaki		
1. Taplejung	0	0.00	1. Saptari	0	0.00	1. Dolakha	0	0.00	1. Gorkha	53	0.47
2. Sankhuwasabha	11	0.10	2. Siraha	0	0.00	2. Sindhupalchok	0	0.00	2. Manang	0	0.00
3. Solukhumbu	0	0.00	3. Dhanusa	0	0.00	3. Rasuwa	0	0.00	3. Mustang	0	0.00
4. Okhaldhunga	0	0.00	4. Mahottari	0	0.00	4. Dhading	0	0.00	4. Myagdi	0	0.00
5. Khotang	0	0.00	5. Sarlahi	386	3.46	5. Nuwakot	0	0.00	5. Kaski	98	0.88
6. Bhojpur	0	0.00	6. Rautahat	0	0.00	6. Kathmandu	308	2.76	6. Lamjung	91	0.82
7. Dhankuta	0	0.00	7. Bara	0	0.00	7. Bhaktapur	13	0.12	7. Tanahu	1,569	14.05
8. Terhathum	0	0.00	8. Parsa	129	1.16	8. Lalitpur	13	0.12	8. Nawalparasi (East)	2,406	21.55
9. Panchthar	0	0.00				9. Kavrepalanchok	0	0.00	9. Syangja	215	1.93
10. Ilam	10	0.09				10. Ramechhap	0	0.00	10. Parbat	34	0.30
11. Jhapa	0	0.00				11. Sindhuli	0	0.00	11. Baglung	18	0.16
12. Morang	0	0.00				12. Makwanpur	157	1.41			
13. Sunsari	18	0.16				13. Chitawan	3,144	28.16			
14. Udayapur	218	1.95									
Total	257	2.30	Total	515	4.61	Total	3,635	32.56	Total	4,484	40.16
Lumbini			Karnali			Sudurpashim					
1. Rukum (East)	0	0.00	1. Dolpa	0	0.00	1. Bajura	0	0.00			
2. Rolpa	39	0.35	2. Mugu	0	0.00	2. Bajhang	0	0.00			
3. Pyuthan	31	0.28	3. Humla	0	0.00	3. Darchula	0	0.00			
4. Gulmi	289	2.59	4. Jumla	0	0.00	4. Baitadi	0	0.00			
5. Arghakhanchi	0	0.00	5. Kalikot	0	0.00	5. Dadeldhura	0	0.00			
6. Palpa	578	5.18	6. Dailekh	0	0.00	6. Doti	0	0.00			
7. Nawalparasi (West)	13	0.12	7. Jajarkot	0	0.00	7. Achham	0	0.00			
8. Rupandehi	67	0.60	8. Rukum (West)	0	0.00	8. Kailali	125	1.12			
9. Kapilbastu	143	1.28	9. Salyan	0	0.00	9. Kanchanpur	91	0.82			
10. Dang	637	5.71	10. Surkhet	157	1.41						
11. Banke	65	0.58									
12. Bardiya	38	0.34									
Total	1,900	17.02	Total	157	1.41	Total	216	1.93			

91. Pun (9,801)

Districts	N	%	Districts	N	%	Districts	N	%	N	%	
Koshi			Madhesh			Bagmati			Gandaki		
1. Taplejung	0	0.00	1. Saptari	0	0.00	1. Dolakha	0	0.00	1. Gorkha	0	0.00
2. Sankhuwasabha	0	0.00	2. Siraha	0	0.00	2. Sindhupalchok	0	0.00	2. Manang	0	0.00
3. Solukhumbu	0	0.00	3. Dhanusa	0	0.00	3. Rasuwa	0	0.00	3. Mustang	0	0.00
4. Okhaldhunga	0	0.00	4. Mahottari	0	0.00	4. Dhading	0	0.00	4. Myagdi	3,765	38.41
5. Khotang	0	0.00	5. Sarlahi	0	0.00	5. Nuwakot	0	0.00	5. Kaski	3,172	32.36
6. Bhojpur	0	0.00	6. Rautahat	0	0.00	6. Kathmandu	59	0.60	6. Lamjung	0	0.00
7. Dhankuta	0	0.00	7. Bara	0	0.00	7. Bhaktapur	0	0.00	7. Tanahu	398	4.06
8. Terhathum	0	0.00	8. Parsa	0	0.00	8. Lalitpur	0	0.00	8. Nawalparasi (East)	471	4.81
9. Panchthar	0	0.00				9. Kavrepalanchok	0	0.00	9. Syangja	0	0.00
10. Ilam	0	0.00				10. Ramechhap	0	0.00	10. Parbat	408	4.16
11. Jhapa	0	0.00				11. Sindhuli	0	0.00	11. Baglung	0	0.00
12. Morang	0	0.00				12. Makwanpur	0	0.00			
13. Sunsari	0	0.00				13. Chitawan	932	9.51			
14. Udayapur	0	0.00									
Total	0	0.00	Total	0	0.00	Total	991	10.11	Total	8,214	83.81
Lumbini			Karnali			Sudurpashim					
1. Rukum (East)	0	0.00	1. Dolpa	0	0.00	1. Bajura	0	0.00			
2. Rolpa	0	0.00	2. Mugu	0	0.00	2. Bajhang	0	0.00			
3. Pyuthan	0	0.00	3. Humla	0	0.00	3. Darchula	0	0.00			
4. Gulmi	0	0.00	4. Jumla	0	0.00	4. Baitadi	0	0.00			
5. Arghakhanchi	0	0.00	5. Kalikot	0	0.00	5. Dadeldhura	0	0.00			
6. Palpa	0	0.00	6. Dailekh	0	0.00	6. Doti	0	0.00			
7. Nawalparasi (West)	69	0.70	7. Jajarkot	0	0.00	7. Achham	0	0.00			
8. Rupandehi	426	4.35	8. Rukum (West)	25	0.26	8. Kailali	0	0.00			
9. Kapilbastu	0	0.00	9. Salyan	29	0.30	9. Kanchanpur	0	0.00			
10. Dang	35	0.36	10. Surkhet	0	0.00						
11. Banke	12	0.12									
12. Bardiya	0	0.00									
Total	542	5.53	Total	54	0.55	Total	0	0.00			

92. Hyolmo/Yholmopa (9,777)

Districts	N	%	Districts	N	%	Districts	N	%	Districts	N	%
Koshi			Madhesh			Bagmati			Gandaki		
1. Taplejung	0	0.00	1. Saptari	0	0.00	1. Dolakha	0	0.00	1. Gorkha	0	0.00
2. Sankhuwasabha	0	0.00	2. Siraha	0	0.00	2. Sindhupalchok	3,940	40.30	2. Manang	0	0.00
3. Solukhumbu	0	0.00	3. Dhanusa	0	0.00	3. Rasuwa	0	0.00	3. Mustang	0	0.00
4. Okhaldhunga	0	0.00	4. Mahottari	0	0.00	4. Dhading	0	0.00	4. Myagdi	0	0.00
5. Khotang	0	0.00	5. Sarlahi	0	0.00	5. Nuwakot	100	1.02	5. Kaski	288	2.95
6. Bhojpur	0	0.00	6. Rautahat	0	0.00	6. Kathmandu	3,261	33.35	6. Lamjung	196	2.00
7. Dhankuta	0	0.00	7. Bara	0	0.00	7. Bhaktapur	65	0.66	7. Tanahu	0	0.00
8. Terhathum	0	0.00	8. Parsa	0	0.00	8. Lalitpur	31	0.32	8. Nawalparasi (East)	21	0.21
9. Panchthar	0	0.00				9. Kavrepalanchok	0	0.00	9. Syangja	0	0.00
10. Ilam	1,240	12.68				10. Ramechhap	357	3.65	10. Parbat	0	0.00
11. Jhapa	22	0.23				11. Sindhuli	0	0.00	11. Baglung	0	0.00
12. Morang	12	0.12				12. Makwanpur	0	0.00			
13. Sunsari	0	0.00				13. Chitawan	221	2.26			
14. Udayapur	0	0.00									
Total	1,274	13.03	Total	0	0.00	Total	7,975	81.57	Total		
Lumbini			Karnali			Sudurpashim					
1. Rukum (East)	0	0.00	1. Dolpa	0	0.00	1. Bajura	0	0.00			
2. Rolpa	0	0.00	2. Mugu	0	0.00	2. Bajhang	0	0.00			
3. Pyuthan	0	0.00	3. Humla	23	0.24	3. Darchula	0	0.00			
4. Gulmi	0	0.00	4. Jumla	0	0.00	4. Baitadi	0	0.00			
5. Arghakhanchi	0	0.00	5. Kalikot	0	0.00	5. Dadeldhura	0	0.00			
6. Palpa	0	0.00	6. Dailekh	0	0.00	6. Doti	0	0.00			
7. Nawalparasi (West)	0	0.00	7. Jajarkot	0	0.00	7. Achham	0	0.00			
8. Rupandehi	0	0.00	8. Rukum (West)	0	0.00	8. Kailali	0	0.00			
9. Kapilbastu	0	0.00	9. Salyan	0	0.00	9. Kanchanpur	0	0.00			
10. Dang	0	0.00	10. Surkhet	0	0.00						
11. Banke	0	0.00									
12. Bardiya	0	0.00									
Total	0	0.00	Total	23	0.24	Total	0	0.00			

93. Yamphu (9,077)

Districts	N	%	Districts	N	%	Districts	N	%	Districts	N	%
Koshi			Madhesh			Bagmati			Gandaki		
1. Taplejung	0	0.00	1. Saptari	0	0.00	1. Dolakha	0	0.00	1. Gorkha	0	0.00
2. Sankhuwasabha	5,114	56.34	2. Siraha	0	0.00	2. Sindhupalchok	0	0.00	2. Manang	0	0.00
3. Solukhumbu	0	0.00	3. Dhanusa	17	0.19	3. Rasuwa	0	0.00	3. Mustang	0	0.00
4. Okhaldhunga	0	0.00	4. Mahottari	0	0.00	4. Dhading	0	0.00	4. Myagdi	0	0.00
5. Khotang	0	0.00	5. Sarlahi	0	0.00	5. Nuwakot	0	0.00	5. Kaski	0	0.00
6. Bhojpur	19	0.21	6. Rautahat	0	0.00	6. Kathmandu	99	1.09	6. Lamjung	0	0.00
7. Dhankuta	934	10.29	7. Bara	0	0.00	7. Bhaktapur	0	0.00	7. Tanahu	0	0.00
8. Terhathum	0	0.00	8. Parsa	15	0.17	8. Lalitpur	49	0.54	8. Nawalparasi (East)	0	0.00
9. Panchthar	0	0.00				9. Kavrepalanchok	0	0.00	9. Syangja	0	0.00
10. Ilam	1,140	12.56				10. Ramechhap	0	0.00	10. Parbat	0	0.00
11. Jhapa	145	1.60				11. Sindhuli	0	0.00	11. Baglung	0	0.00
12. Morang	1,286	14.17				12. Makwanpur	0	0.00			
13. Sunsari	248	2.73				13. Chitawan	0	0.00			
14. Udayapur	11	0.12									
Total	8,897	98.02	Total	32	0.35	Total	148	1.63	Total	0	0.00
Lumbini			Karnali			Sudurpashim					
1. Rukum (East)	0	0.00	1. Dolpa	0	0.00	1. Bajura	0	0.00			
2. Rolpa	0	0.00	2. Mugu	0	0.00	2. Bajhang	0	0.00			
3. Pyuthan	0	0.00	3. Humla	0	0.00	3. Darchula	0	0.00			
4. Gulmi	0	0.00	4. Jumla	0	0.00	4. Baitadi	0	0.00			
5. Arghakhanchi	0	0.00	5. Kalikot	0	0.00	5. Dadeldhura	0	0.00			
6. Palpa	0	0.00	6. Dailekh	0	0.00	6. Doti	0	0.00			
7. Nawalparasi (West)	0	0.00	7. Jajarkot	0	0.00	7. Achham	0	0.00			
8. Rupandehi	0	0.00	8. Rukum (West)	0	0.00	8. Kailali	0	0.00			
9. Kapilbastu	0	0.00	9. Salyan	0	0.00	9. Kanchanpur	0	0.00			
10. Dang	0	0.00	10. Surkhet	0	0.00						
11. Banke	0	0.00									
12. Bardiya	0	0.00									
Total	0	0.00	Total	0	0.00	Total	0	0.00			

94. Baram/Baramu (7,756)

Districts	N	%	Districts	N	%	Districts	N	%	Districts	N	%
Koshi			Madhesh			Bagmati			Gandaki		
1. Taplejung	0	0.00	1. Saptari	0	0.00	1. Dolakha	0	0.00	1. Gorkha	6,244	80.51
2. Sankhuwasabha	0	0.00	2. Siraha	0	0.00	2. Sindhupalchok	0	0.00	2. Manang	0	0.00
3. Solukhumbu	0	0.00	3. Dhanusa	0	0.00	3. Rasuwa	0	0.00	3. Mustang	0	0.00
4. Okhaldhunga	0	0.00	4. Mahottari	0	0.00	4. Dhading	323	4.16	4. Myagdi	0	0.00
5. Khotang	0	0.00	5. Sarlahi	0	0.00	5. Nuwakot	10	0.13	5. Kaski	69	0.89
6. Bhojpur	0	0.00	6. Rautahat	0	0.00	6. Kathmandu	483	6.23	6. Lamjung	11	0.14
7. Dhankuta	0	0.00	7. Bara	14	0.18	7. Bhaktapur	0	0.00	7. Tanahu	75	0.97
8. Terhathum	0	0.00	8. Parsa	0	0.00	8. Lalitpur	154	1.99	8. Nawalparasi (East)	35	0.45
9. Panchthar	0	0.00				9. Kavrepalanchok	0	0.00	9. Syangja	0	0.00
10. Ilam	0	0.00				10. Ramechhap	0	0.00	10. Parbat	0	0.00
11. Jhapa	0	0.00				11. Sindhuli	0	0.00	11. Baglung	0	0.00
12. Morang	0	0.00				12. Makwanpur	39	0.50			
13. Sunsari	0	0.00				13. Chitawan	288	3.71			
14. Udayapur	0	0.00									
Total			Total	14	0.18	Total	1,297	16.72	Total	6,434	82.96
Lumbini			Karnali			Sudurpashim					
1. Rukum (East)	0	0.00	1. Dolpa	0	0.00	1. Bajura	0	0.00			
2. Rolpa	0	0.00	2. Mugu	0	0.00	2. Bajhang	0	0.00			
3. Pyuthan	0	0.00	3. Humla	0	0.00	3. Darchula	0	0.00			
4. Gulmi	0	0.00	4. Jumla	0	0.00	4. Baitadi	0	0.00			
5. Arghakhanchi	0	0.00	5. Kalikot	0	0.00	5. Dadeldhura	0	0.00			
6. Palpa	0	0.00	6. Dailekh	0	0.00	6. Doti	0	0.00			
7. Nawalparasi (West)	0	0.00	7. Jajarkot	0	0.00	7. Achham	0	0.00			
8. Rupandehi	11	0.14	8. Rukum (West)	0	0.00	8. Kailali	0	0.00			
9. Kapilbastu	0	0.00	9. Salyan	0	0.00	9. Kanchanpur	0	0.00			
10. Dang	0	0.00	10. Surkhet	0	0.00						
11. Banke	0	0.00									
12. Bardiya	0	0.00									
Total	11	0.14	Total	0	0.00	Total	0	0.00			

95. Nachhiring (7,259)

Districts	N	%	Districts	N	%	Districts	N	%	Districts	N	%
Koshi			Madhesh			Bagmati			Gandaki		
1. Taplejung	15	0.21	1. Saptari	0	0.00	1. Dolakha	0	0.00	1. Gorkha	0	0.00
2. Sankhuwasabha	393	5.41	2. Siraha	0	0.00	2. Sindhupalchok	0	0.00	2. Manang	0	0.00
3. Solukhumbu	2,785	38.37	3. Dhanusa	0	0.00	3. Rasuwa	0	0.00	3. Mustang	0	0.00
4. Okhaldhunga	0	0.00	4. Mahottari	0	0.00	4. Dhading	0	0.00	4. Myagdi	0	0.00
5. Khotang	1,336	18.40	5. Sarlahi	0	0.00	5. Nuwakot	0	0.00	5. Kaski	0	0.00
6. Bhojpur	1,074	14.80	6. Rautahat	0	0.00	6. Kathmandu	223	3.07	6. Lamjung	0	0.00
7. Dhankuta	0	0.00	7. Bara	0	0.00	7. Bhaktapur	0	0.00	7. Tanahu	0	0.00
8. Terhathum	136	1.87	8. Parsa	0	0.00	8. Lalitpur	31	0.43	8. Nawalparasi (East)	0	0.00
9. Panchthar	224	3.09				9. Kavrepalanchok	0	0.00	9. Syangja	0	0.00
10. Ilam	121	1.67				10. Ramechhap	0	0.00	10. Parbat	0	0.00
11. Jhapa	261	3.60				11. Sindhuli	0	0.00	11. Baglung	0	0.00
12. Morang	167	2.30				12. Makwanpur	0	0.00			
13. Sunsari	418	5.76				13. Chitawan	0	0.00			
14. Udayapur	75	1.03									
Total	7,005	96.50	Total	0	0.00	Total	254	3.50	Total	0	0.00
Lumbini			Karnali			Sudurpashim					
1. Rukum (East)	0	0.00	1. Dolpa	0	0.00	1. Bajura	0	0.00			
2. Rolpa	0	0.00	2. Mugu	0	0.00	2. Bajhang	0	0.00			
3. Pyuthan	0	0.00	3. Humla	0	0.00	3. Darchula	0	0.00			
4. Gulmi	0	0.00	4. Jumla	0	0.00	4. Baitadi	0	0.00			
5. Arghakhanchi	0	0.00	5. Kalikot	0	0.00	5. Dadeldhura	0	0.00			
6. Palpa	0	0.00	6. Dailekh	0	0.00	6. Doti	0	0.00			
7. Nawalparasi (West)	0	0.00	7. Jajarkot	0	0.00	7. Achham	0	0.00			
8. Rupandehi	0	0.00	8. Rukum (West)	0	0.00	8. Kailali	0	0.00			
9. Kapilbastu	0	0.00	9. Salyan	0	0.00	9. Kanchanpur	0	0.00			
10. Dang	0	0.00	10. Surkhet	0	0.00						
11. Banke	0	0.00									
12. Bardiya	0	0.00									
Total	0	0.00	Total	0	0.00	Total	0	0.00			

96. Bahing (6485)

Districts	N	%	Districts	N	%	Districts	N	%	Districts	N	%
Koshi			Madhesh			Bagmati			Gandaki		
1. Taplejung	0	0.00	1. Saptari	0	0.00	1. Dolakha	0	0.00	1. Gorkha	0	0.00
2. Sankhuwasabha	128	1.97	2. Siraha	0	0.00	2. Sindhupalchok	0	0.00	2. Manang	0	0.00
3. Solukhumbu	972	14.99	3. Dhanusa	21	0.32	3. Rasuwa	0	0.00	3. Mustang	0	0.00
4. Okhaldhunga	3,485	53.74	4. Mahottari	0	0.00	4. Dhading	11	0.17	4. Myagdi	0	0.00
5. Khotang	393	6.06	5. Sarlahi	0	0.00	5. Nuwakot	0	0.00	5. Kaski	0	0.00
6. Bhojpur	0	0.00	6. Rautahat	0	0.00	6. Kathmandu	269	4.15	6. Lamjung	0	0.00
7. Dhankuta	0	0.00	7. Bara	0	0.00	7. Bhaktapur	89	1.37	7. Tanahu	0	0.00
8. Terhathum	0	0.00	8. Parsa	0	0.00	8. Lalitpur	84	1.30	8. Nawalparasi (East)	0	0.00
9. Panchthar	56	0.86				9. Kavrepalanchok	0	0.00	9. Syangja	0	0.00
10. Ilam	58	0.89				10. Ramechhap	0	0.00	10. Parbat	0	0.00
11. Jhapa	99	1.53				11. Sindhuli	0	0.00	11. Baglung	0	0.00
12. Morang	171	2.64				12. Makwanpur	0	0.00			
13. Sunsari	578	8.91				13. Chitawan	0	0.00			
14. Udayapur	71	1.09									
Total	6,011	92.69	Total	21	0.32	Total	453	6.99	Total	0	0.00
Lumbini			Karnali			Sudurpashim					
1. Rukum (East)	0	0.00	1. Dolpa	0	0.00	1. Bajura	0	0.00			
2. Rolpa	0	0.00	2. Mugu	0	0.00	2. Bajhang	0	0.00			
3. Pyuthan	0	0.00	3. Humla	0	0.00	3. Darchula	0	0.00			
4. Gulmi	0	0.00	4. Jumla	0	0.00	4. Baitadi	0	0.00			
5. Arghakhanchi	0	0.00	5. Kalikot	0	0.00	5. Dadeldhura	0	0.00			
6. Palpa	0	0.00	6. Dailekh	0	0.00	6. Doti	0	0.00			
7. Nawalparasi (West)	0	0.00	7. Jajarkot	0	0.00	7. Achham	0	0.00			
8. Rupandehi	0	0.00	8. Rukum (West)	0	0.00	8. Kailali	0	0.00			
9. Kapilbastu	0	0.00	9. Salyan	0	0.00	9. Kanchanpur	0	0.00			
10. Dang	0	0.00	10. Surkhet	0	0.00						
11. Banke	0	0.00									
12. Bardiya	0	0.00									
Total	0	0.00	Total	0	0.00	Total	0	0.00			

97. Thulung (6,185)

Districts	N	%	Districts	N	%	Districts	N	%	Districts	N	%
Koshi			Madhesh			Bagmati			Gandaki		
1. Taplejung	0	0.00	1. Saptari	0	0.00	1. Dolakha	0	0.00	1. Gorkha	0	0.00
2. Sankhuwasabha	875	14.15	2. Siraha	0	0.00	2. Sindhupalchok	0	0.00	2. Manang	0	0.00
3. Solukhumbu	993	16.05	3. Dhanusa	0	0.00	3. Rasuwa	0	0.00	3. Mustang	0	0.00
4. Okhaldhunga	401	6.48	4. Mahottari	0	0.00	4. Dhading	0	0.00	4. Myagdi	0	0.00
5. Khotang	171	2.76	5. Sarlahi	10	0.16	5. Nuwakot	12	0.19	5. Kaski	12	0.19
6. Bhojpur	231	3.73	6. Rautahat	0	0.00	6. Kathmandu	343	5.55	6. Lamjung	0	0.00
7. Dhankuta	46	0.74	7. Bara	0	0.00	7. Bhaktapur	34	0.55	7. Tanahu	0	0.00
8. Terhathum	87	1.41	8. Parsa	0	0.00	8. Lalitpur	63	1.02	8. Nawalparasi (East)	0	0.00
9. Panchthar	110	1.78				9. Kavrepalanchok	0	0.00	9. Syangja	0	0.00
10. Ilam	873	14.11				10. Ramechhap	0	0.00	10. Parbat	0	0.00
11. Jhapa	460	7.44				11. Sindhuli	0	0.00	11. Baglung	0	0.00
12. Morang	543	8.78				12. Makwanpur	0	0.00			
13. Sunsari	645	10.43				13. Chitawan	0	0.00			
14. Udayapur	276	4.46									
Total	5,711	92.34	Total	10	0.16	Total	452	7.31	Total	0	0.00
Lumbini			Karnali			Sudurpashim					
1. Rukum (East)	0	0.00	1. Dolpa	0	0.00	1. Bajura	0	0.00			
2. Rolpa	0	0.00	2. Mugu	0	0.00	2. Bajhang	0	0.00			
3. Pyuthan	0	0.00	3. Humla	0	0.00	3. Darchula	0	0.00			
4. Gulmi	0	0.00	4. Jumla	0	0.00	4. Baitadi	0	0.00			
5. Arghakhanchi	12	0.19	5. Kalikot	12	0.19	5. Dadeldhura	12	0.19			
6. Palpa	0	0.00	6. Dailekh	0	0.00	6. Doti	0	0.00			
7. Nawalparasi (West)	0	0.00	7. Jajarkot	0	0.00	7. Achham	0	0.00			
8. Rupandehi	0	0.00	8. Rukum (West)	0	0.00	8. Kailali	0	0.00			
9. Kapilbastu	0	0.00	9. Salyan	0	0.00	9. Kanchanpur	0	0.00			
10. Dang	0	0.00	10. Surkhet	0	0.00						
11. Banke	0	0.00									
12. Bardiya	0	0.00									
Total	0	0.00	Total	0	0.00	Total	0	0.00			

98. Jirel (5,947)

Districts	N	%	Districts	N	%	Districts	N	%	Districts	N	%
Koshi			Madhesh			Bagmati			Gandaki		
1. Taplejung	0	0.00	1. Saptari	0	0.00	1. Dolakha	4,494	75.57	1. Gorkha	0	0.00
2. Sankhuwasabha	0	0.00	2. Siraha	0	0.00	2. Sindhupalchok	259	4.36	2. Manang	0	0.00
3. Solukhumbu	22	0.37	3. Dhanusa	0	0.00	3. Rasuwa	0	0.00	3. Mustang	0	0.00
4. Okhaldhunga	0	0.00	4. Mahottari	0	0.00	4. Dhading	12	0.20	4. Myagdi	0	0.00
5. Khotang	0	0.00	5. Sarlahi	0	0.00	5. Nuwakot	15	0.25	5. Kaski	43	0.72
6. Bhojpur	0	0.00	6. Rautahat	0	0.00	6. Kathmandu	729	12.26	6. Lamjung	0	0.00
7. Dhankuta	0	0.00	7. Bara	0	0.00	7. Bhaktapur	90	1.51	7. Tanahu	0	0.00
8. Terhathum	0	0.00	8. Parsa	0	0.00	8. Lalitpur	166	2.79	8. Nawalparasi (East)	0	0.00
9. Panchthar	0	0.00				9. Kavrepalanchok	31	0.52	9. Syangja	0	0.00
10. Ilam	0	0.00				10. Ramechhap	26	0.44	10. Parbat	0	0.00
11. Jhapa	14	0.24				11. Sindhuli	0	0.00	11. Baglung	0	0.00
12. Morang	0	0.00				12. Makwanpur	14	0.24			
13. Sunsari	0	0.00				13. Chitawan	18	0.30			
14. Udayapur	0	0.00									
Total	36	0.61	Total	0	0.00	Total			Total	0	0.00
Lumbini			Karnali			Sudurpashim					
1. Rukum (East)	0	0.00	1. Dolpa	0	0.00	1. Bajura	0	0.00			
2. Rolpa	0	0.00	2. Mugu	0	0.00	2. Bajhang	0	0.00			
3. Pyuthan	0	0.00	3. Humla	0	0.00	3. Darchula	0	0.00			
4. Gulmi	0	0.00	4. Jumla	14	0.24	4. Baitadi	0	0.00			
5. Arghakhanchi	43	0.72	5. Kalikot	0	0.00	5. Dadeldhura	0	0.00			
6. Palpa	0	0.00	6. Dailekh	0	0.00	6. Doti	0	0.00			
7. Nawalparasi (West)	0	0.00	7. Jajarkot	0	0.00	7. Achham	0	0.00			
8. Rupandehi	0	0.00	8. Rukum (West)	0	0.00	8. Kailali	0	0.00			
9. Kapilbastu	0	0.00	9. Salyan	0	0.00	9. Kanchanpur	0	0.00			
10. Dang	0	0.00	10. Surkhet	0	0.00						
11. Banke	0	0.00									
12. Bardiya	0	0.00									
Total	0	0.00	Total	14	0.24	Total	0	0.00			

99. Khaling (5,853)

Districts	N	%	Districts	N	%	Districts	N	%	Districts	N	%
Koshi			Madhesh			Bagmati			Gandaki		
1. Taplejung	14	0.24	1. Saptari	0	0.00	1. Dolakha	0	0.00	1. Gorkha	0	0.00
2. Sankhuwasabha	1,214	20.74	2. Siraha	0	0.00	2. Sindhupalchok	0	0.00	2. Manang	0	0.00
3. Solukhumbu	2,555	43.65	3. Dhanusa	0	0.00	3. Rasuwa	0	0.00	3. Mustang	0	0.00
4. Okhaldhunga	0	0.00	4. Mahottari	0	0.00	4. Dhading	0	0.00	4. Myagdi	0	0.00
5. Khotang	0	0.00	5. Sarlahi	0	0.00	5. Nuwakot	0	0.00	5. Kaski	0	0.00
6. Bhojpur	137	2.34	6. Rautahat	0	0.00	6. Kathmandu	390	6.66	6. Lamjung	0	0.00
7. Dhankuta	66	1.13	7. Bara	0	0.00	7. Bhaktapur	21	0.36	7. Tanahu	0	0.00
8. Terhathum	73	1.25	8. Parsa	0	0.00	8. Lalitpur	92	1.57	8. Nawalparasi (East)	0	0.00
9. Panchthar	139	2.37				9. Kavrepalanchok	0	0.00	9. Syangja	0	0.00
10. Ilam	438	7.48				10. Ramechhap	0	0.00	10. Parbat	0	0.00
11. Jhapa	276	4.72				11. Sindhuli	0	0.00	11. Baglung	0	0.00
12. Morang	186	3.18				12. Makwanpur	0	0.00			
13. Sunsari	209	3.57				13. Chitawan	15	0.26			
14. Udayapur	28	0.48									
Total	5,335	91.15	Total	0	0.00	Total	518	8.85	Total	0	0.00
Lumbini			Karnali			Sudurpashim					
1. Rukum (East)	0	0.00	1. Dolpa	0	0.00	1. Bajura	0	0.00			
2. Rolpa	0	0.00	2. Mugu	0	0.00	2. Bajhang	0	0.00			
3. Pyuthan	0	0.00	3. Humla	0	0.00	3. Darchula	0	0.00			
4. Gulmi	0	0.00	4. Jumla	0	0.00	4. Baitadi	0	0.00			
5. Arghakhanchi	0	0.00	5. Kalikot	0	0.00	5. Dadeldhura	0	0.00			
6. Palpa	0	0.00	6. Dailekh	0	0.00	6. Doti	0	0.00			
7. Nawalparasi (West)	0	0.00	7. Jajarkot	0	0.00	7. Achham	0	0.00			
8. Rupandehi	0	0.00	8. Rukum (West)	0	0.00	8. Kailali	0	0.00			
9. Kapilbastu	0	0.00	9. Salyan	0	0.00	9. Kanchanpur	0	0.00			
10. Dang	0	0.00	10. Surkhet	0	0.00						
11. Banke	0	0.00									
12. Bardiya	0	0.00									
Total	0	0.00	Total	0	0.00	Total	0	0.00			

100. Aathpahariya (5,843)

Districts	N	%	Districts	N	%	Districts	N	%	N	%	
Koshi			Madhesh			Bagmati			Gandaki		
1. Taplejung	0	0.00	1. Saptari	17	0.29	1. Dolakha	0	0.00	1. Gorkha	0	0.00
2. Sankhuwasabha	21	0.36	2. Siraha	19	0.33	2. Sindhupalchok	0	0.00	2. Manang	0	0.00
3. Solukhumbu	0	0.00	3. Dhanusa	31	0.53	3. Rasuwa	0	0.00	3. Mustang	0	0.00
4. Okhaldhunga	0	0.00	4. Mahottari	18	0.31	4. Dhading	0	0.00	4. Myagdi	0	0.00
5. Khotang	0	0.00	5. Sarlahi	0	0.00	5. Nuwakot	0	0.00	5. Kaski	0	0.00
6. Bhojpur	0	0.00	6. Rautahat	0	0.00	6. Kathmandu	48	0.82	6. Lamjung	0	0.00
7. Dhankuta	5,365	91.82	7. Bara	14	0.24	7. Bhaktapur	0	0.00	7. Tanahu	0	0.00
8. Terhathum	11	0.19	8. Parsa	11	0.19	8. Lalitpur	28	0.48	8. Nawalparasi (East)	0	0.00
9. Panchthar	0	0.00				9. Kavrepalanchok	0	0.00	9. Syangja	0	0.00
10. Ilam	32	0.55				10. Ramechhap	0	0.00	10. Parbat	0	0.00
11. Jhapa	32	0.55				11. Sindhuli	0	0.00	11. Baglung	0	0.00
12. Morang	111	1.90				12. Makwanpur	0	0.00			
13. Sunsari	65	1.11				13. Chitawan	0	0.00			
14. Udayapur	0	0.00									
Total	5,637	96.47	Total	110	1.88	Total	76	1.30	Total	0	0.00
Lumbini			Karnali			Sudurpashim					
1. Rukum (East)	0	0.00	1. Dolpa	0	0.00	1. Bajura	0	0.00			
2. Rolpa	0	0.00	2. Mugu	0	0.00	2. Bajhang	0	0.00			
3. Pyuthan	0	0.00	3. Humla	0	0.00	3. Darchula	0	0.00			
4. Gulmi	0	0.00	4. Jumla	0	0.00	4. Baitadi	0	0.00			
5. Arghakhanchi	0	0.00	5. Kalikot	0	0.00	5. Dadeldhura	0	0.00			
6. Palpa	0	0.00	6. Dailekh	0	0.00	6. Doti	0	0.00			
7. Nawalparasi (West)	0	0.00	7. Jajarkot	0	0.00	7. Achham	0	0.00			
8. Rupandehi	20	0.34	8. Rukum (West)	0	0.00	8. Kailali	0	0.00			
9. Kapilbastu	0	0.00	9. Salyan	0	0.00	9. Kanchanpur	0	0.00			
10. Dang	0	0.00	10. Surkhet	0	0.00						
11. Banke	0	0.00									
12. Bardiya	0	0.00									
Total	20	0.34	Total	0	0.00	Total	0	0.00			

101. Dolpo (5,793)

Districts	N	%	Districts	N	%	Districts	N	%	Districts	N	%
Koshi			Madhesh			Bagmati			Gandaki		
1. Taplejung	0	0.00	1. Saptari	0	0.00	1. Dolakha	0	0.00	1. Gorkha	0	0.00
2. Sankhuwasabha	0	0.00	2. Siraha	0	0.00	2. Sindhupalchok	0	0.00	2. Manang	0	0.00
3. Solukhumbu	0	0.00	3. Dhanusa	0	0.00	3. Rasuwa	0	0.00	3. Mustang	142	2.45
4. Okhaldhunga	0	0.00	4. Mahottari	0	0.00	4. Dhading	0	0.00	4. Myagdi	0	0.00
5. Khotang	0	0.00	5. Sarlahi	0	0.00	5. Nuwakot	0	0.00	5. Kaski	0	0.00
6. Bhojpur	0	0.00	6. Rautahat	0	0.00	6. Kathmandu	447	7.72	6. Lamjung	0	0.00
7. Dhankuta	0	0.00	7. Bara	0	0.00	7. Bhaktapur	0	0.00	7. Tanahu	0	0.00
8. Terhathum	0	0.00	8. Parsa	0	0.00	8. Lalitpur	0	0.00	8. Nawalparasi (East)	0	0.00
9. Panchthar	0	0.00				9. Kavrepalanchok	0	0.00	9. Syangja	0	0.00
10. Ilam	0	0.00				10. Ramechhap	0	0.00	10. Parbat	0	0.00
11. Jhapa	0	0.00				11. Sindhuli	0	0.00	11. Baglung	0	0.00
12. Morang	0	0.00				12. Makwanpur	0	0.00			
13. Sunsari	0	0.00				13. Chitawan	0	0.00			
14. Udayapur	0	0.00									
Total	0	0.00	Total			Total			Total		
Lumbini			Karnali			Sudurpashim					
1. Rukum (East)	0	0.00	1. Dolpa	5,133	88.61	1. Bajura	0	0.00			
2. Rolpa	0	0.00	2. Mugu	0	0.00	2. Bajhang	0	0.00			
3. Pyuthan	0	0.00	3. Humla	71	1.23	3. Darchula	0	0.00			
4. Gulmi	0	0.00	4. Jumla	0	0.00	4. Baitadi	0	0.00			
5. Arghakhanchi	0	0.00	5. Kalikot	0	0.00	5. Dadeldhura	0	0.00			
6. Palpa	0	0.00	6. Dailekh	0	0.00	6. Doti	0	0.00			
7. Nawalparasi (West)	0	0.00	7. Jajarkot	0	0.00	7. Achham	0	0.00			
8. Rupandehi	0	0.00	8. Rukum (West)	0	0.00	8. Kailali	0	0.00			
9. Kapilbastu	0	0.00	9. Salyan	0	0.00	9. Kanchanpur	0	0.00			
10. Dang	0	0.00	10. Surkhet	0	0.00						
11. Banke	0	0.00									
12. Bardiya	0	0.00									
Total	0	0.00	Total	5,204	89.83	Total	0	0.00			

102. Mewahang (5,707)

Districts	N	%	Districts	N	%	Districts	N	%	Districts	N	%
Koshi			Madhesh			Bagmati			Gandaki		
1. Taplejung	0	0.00	1. Saptari	0	0.00	1. Dolakha	0	0.00	1. Gorkha	0	0.00
2. Sankhuwasabha	2,786	48.82	2. Siraha	0	0.00	2. Sindhupalchok	0	0.00	2. Manang	0	0.00
3. Solukhumbu	0	0.00	3. Dhanusa	0	0.00	3. Rasuwa	0	0.00	3. Mustang	0	0.00
4. Okhaldhunga	0	0.00	4. Mahottari	0	0.00	4. Dhading	0	0.00	4. Myagdi	0	0.00
5. Khotang	0	0.00	5. Sarlahi	0	0.00	5. Nuwakot	0	0.00	5. Kaski	0	0.00
6. Bhojpur	677	11.86	6. Rautahat	0	0.00	6. Kathmandu	100	1.75	6. Lamjung	0	0.00
7. Dhankuta	0	0.00	7. Bara	0	0.00	7. Bhaktapur	0	0.00	7. Tanahu	0	0.00
8. Terhathum	0	0.00	8. Parsa	0	0.00	8. Lalitpur	20	0.35	8. Nawalparasi (East)	0	0.00
9. Panchthar	0	0.00				9. Kavrepalanchok	0	0.00	9. Syangja	0	0.00
10. Ilam	1,481	25.95				10. Ramechhap	0	0.00	10. Parbat	0	0.00
11. Jhapa	82	1.44				11. Sindhuli	0	0.00	11. Baglung	0	0.00
12. Morang	227	3.98				12. Makwanpur	0	0.00			
13. Sunsari	334	5.85				13. Chitawan	0	0.00			
14. Udayapur	0	0.00									
Total	5,587	97.90	Total	0	0.00	Total	120	0.00	Total	0	0.00
Lumbini			Karnali			Sudurpashim					
1. Rukum (East)	0	0.00	1. Dolpa	0	0.00	1. Bajura	0	0.00			
2. Rolpa	0	0.00	2. Mugu	0	0.00	2. Bajhang	0	0.00			
3. Pyuthan	0	0.00	3. Humla	0	0.00	3. Darchula	0	0.00			
4. Gulmi	0	0.00	4. Jumla	0	0.00	4. Baitadi	0	0.00			
5. Arghakhanchi	0	0.00	5. Kalikot	0	0.00	5. Dadeldhura	0	0.00			
6. Palpa	0	0.00	6. Dailekh	0	0.00	6. Doti	0	0.00			
7. Nawalparasi (West)	0	0.00	7. Jajarkot	0	0.00	7. Achham	0	0.00			
8. Rupandehi	0	0.00	8. Rukum (West)	0	0.00	8. Kailali	0	0.00			
9. Kapilbastu	0	0.00	9. Salyan	0	0.00	9. Kanchanpur	0	0.00			
10. Dang	0	0.00	10. Surkhet	0	0.00						
11. Banke	0	0.00									
12. Bardiya	0	0.00									
Total	0	0.00	Total	0	0.00	Total	0	0.00			

103. Byasi/Sauka (5,660)

Districts	N	%	Districts	N	%	Districts	N	%	Districts	N	%
Koshi			Madhesh			Bagmati			Gandaki		
1. Taplejung	0	0.00	1. Saptari	0	0.00	1. Dolakha	0	0.00	1. Gorkha	0	0.00
2. Sankhuwasabha	0	0.00	2. Siraha	0	0.00	2. Sindhupalchok	0	0.00	2. Manang	0	0.00
3. Solukhumbu	0	0.00	3. Dhanusa	19	0.34	3. Rasuwa	0	0.00	3. Mustang	0	0.00
4. Okhaldhunga	0	0.00	4. Mahottari	0	0.00	4. Dhading	0	0.00	4. Myagdi	0	0.00
5. Khotang	0	0.00	5. Sarlahi	10	0.18	5. Nuwakot	0	0.00	5. Kaski	0	0.00
6. Bhojpur	0	0.00	6. Rautahat	0	0.00	6. Kathmandu	295	5.21	6. Lamjung	0	0.00
7. Dhankuta	0	0.00	7. Bara	13	0.23	7. Bhaktapur	0	0.00	7. Tanahu	0	0.00
8. Terhathum	0	0.00	8. Parsa	0	0.00	8. Lalitpur	29	0.51	8. Nawalparasi (East)	0	0.00
9. Panchthar	0	0.00				9. Kavrepalanchok	0	0.00	9. Syangja	0	0.00
10. Ilam	0	0.00				10. Ramechhap	0	0.00	10. Parbat	0	0.00
11. Jhapa	0	0.00				11. Sindhuli	0	0.00	11. Baglung	0	0.00
12. Morang	0	0.00				12. Makwanpur	0	0.00			
13. Sunsari	0	0.00				13. Chitawan	0	0.00			
14. Udayapur	0	0.00									
Total	0	0.00	Total	42	0.74	Total	0	0.00	Total	0	0.00
Lumbini			Karnali			Sudurpashim					
1. Rukum (East)	0	0.00	1. Dolpa	0	0.00	1. Bajura	0	0.00			
2. Rolpa	0	0.00	2. Mugu	0	0.00	2. Bajhang	0	0.00			
3. Pyuthan	0	0.00	3. Humla	3,864	68.27	3. Darchula	1,264	22.33			
4. Gulmi	0	0.00	4. Jumla	0	0.00	4. Baitadi	0	0.00			
5. Arghakhanchi	0	0.00	5. Kalikot	0	0.00	5. Dadeldhura	20	0.35			
6. Palpa	0	0.00	6. Dailekh	0	0.00	6. Doti	0	0.00			
7. Nawalparasi (West)	0	0.00	7. Jajarkot	0	0.00	7. Achham	0	0.00			
8. Rupandehi	19	0.34	8. Rukum (West)	0	0.00	8. Kailali	25	0.44			
9. Kapilbastu	12	0.21	9. Salyan	0	0.00	9. Kanchanpur	0	0.00			
10. Dang	23	0.41	10. Surkhet	24	0.42						
11. Banke	0	0.00									
12. Bardiya	43	0.76									
Total	97	1.71	Total	3,888	68.69	Total	1,309	23.13			

104. Dura (5,471)

Districts	N	%	Districts	N	%	Districts	N	%	Districts	N	%
Koshi			Madhesh			Bagmati			Gandaki		
1. Taplejung	0	0.00	1. Saptari	0	0.00	1. Dolakha	0	0.00	1. Gorkha	0	0.00
2. Sankhuwasabha	0	0.00	2. Siraha	0	0.00	2. Sindhupalchok	0	0.00	2. Manang	0	0.00
3. Solukhumbu	0	0.00	3. Dhanusa	0	0.00	3. Rasuwa	0	0.00	3. Mustang	0	0.00
4. Okhaldhunga	38	0.69	4. Mahottari	0	0.00	4. Dhading	0	0.00	4. Myagdi	0	0.00
5. Khotang	0	0.00	5. Sarlahi	0	0.00	5. Nuwakot	0	0.00	5. Kaski	539	9.85
6. Bhojpur	0	0.00	6. Rautahat	0	0.00	6. Kathmandu	383	7.00	6. Lamjung	2,751	50.28
7. Dhankuta	0	0.00	7. Bara	10	0.18	7. Bhaktapur	0	0.00	7. Tanahu	821	15.01
8. Terhathum	0	0.00	8. Parsa	0	0.00	8. Lalitpur	86	1.57	8. Nawalparasi (East)	0	0.00
9. Panchthar	0	0.00				9. Kavrepalanchok	0	0.00	9. Syangja	0	0.00
10. Ilam	0	0.00				10. Ramechhap	0	0.00	10. Parbat	0	0.00
11. Jhapa	0	0.00				11. Sindhuli	0	0.00	11. Baglung	0	0.00
12. Morang	25	0.46				12. Makwanpur	0	0.00			
13. Sunsari	14	0.26				13. Chitawan	760	13.89			
14. Udayapur	0	0.00									
Total	77	1.41	Total	10	0.18	Total	1,229	22.46	Total	4,111	75.14
Lumbini			Karnali			Sudurpashim					
1. Rukum (East)	0	0.00	1. Dolpa	0	0.00	1. Bajura	0	0.00			
2. Rolpa	0	0.00	2. Mugu	0	0.00	2. Bajhang	0	0.00			
3. Pyuthan	0	0.00	3. Humla	0	0.00	3. Darchula	0	0.00			
4. Gulmi	0	0.00	4. Jumla	0	0.00	4. Baitadi	0	0.00			
5. Arghakhanchi	0	0.00	5. Kalikot	0	0.00	5. Dadeldhura	0	0.00			
6. Palpa	0	0.00	6. Dailekh	0	0.00	6. Doti	0	0.00			
7. Nawalparasi (West)	0	0.00	7. Jajarkot	0	0.00	7. Achham	0	0.00			
8. Rupandehi	14	0.26	8. Rukum (West)	0	0.00	8. Kailali	0	0.00			
9. Kapilbastu	0	0.00	9. Salyan	30	0.55	9. Kanchanpur	0	0.00			
10. Dang	0	0.00	10. Surkhet	0	0.00						
11. Banke	0	0.00									
12. Bardiya	0	0.00									
Total	14	0.26	Total	30	0.55	Total	0	0.00			

105. Raji (5,053)

Districts	N	%	Districts	N	%	Districts	N	%	Districts	N	%
Koshi			Madhesh			Bagmati			Gandaki		
1. Taplejung	0	0.00	1. Saptari	0	0.00	1. Dolakha	0	0.00	1. Gorkha	0	0.00
2. Sankhuwasabha	0	0.00	2. Siraha	0	0.00	2. Sindhupalchok	0	0.00	2. Manang	0	0.00
3. Solukhumbu	0	0.00	3. Dhanusa	0	0.00	3. Rasuwa	0	0.00	3. Mustang	0	0.00
4. Okhaldhunga	0	0.00	4. Mahottari	0	0.00	4. Dhading	0	0.00	4. Myagdi	0	0.00
5. Khotang	0	0.00	5. Sarlahi	0	0.00	5. Nuwakot	0	0.00	5. Kaski	0	0.00
6. Bhojpur	0	0.00	6. Rautahat	0	0.00	6. Kathmandu	16	0.32	6. Lamjung	0	0.00
7. Dhankuta	0	0.00	7. Bara	0	0.00	7. Bhaktapur	0	0.00	7. Tanahu	0	0.00
8. Terhathum	0	0.00	8. Parsa	0	0.00	8. Lalitpur	0	0.00	8. Nawalparasi (East)	0	0.00
9. Panchthar	0	0.00				9. Kavrepalanchok	0	0.00	9. Syangja	0	0.00
10. Ilam	0	0.00				10. Ramechhap	0	0.00	10. Parbat	0	0.00
11. Jhapa	0	0.00				11. Sindhuli	0	0.00	11. Baglung	0	0.00
12. Morang	10	0.20				12. Makwanpur	0	0.00			
13. Sunsari	0	0.00				13. Chitawan	0	0.00			
14. Udayapur	0	0.00									
Total	10	0.20	Total			Total	16	0.32	Total	0	0.00
Lumbini			Karnali			Sudurpashim					
1. Rukum (East)	0	0.00	1. Dolpa	0	0.00	1. Bajura	0	0.00			
2. Rolpa	0	0.00	2. Mugu	0	0.00	2. Bajhang	0	0.00			
3. Pyuthan	0	0.00	3. Humla	0	0.00	3. Darchula	0	0.00			
4. Gulmi	0	0.00	4. Jumla	0	0.00	4. Baitadi	0	0.00			
5. Arghakhanchi	0	0.00	5. Kalikot	0	0.00	5. Dadeldhura	23	0.46			
6. Palpa	0	0.00	6. Dailekh	0	0.00	6. Doti	0	0.00			
7. Nawalparasi (West)	0	0.00	7. Jajarkot	0	0.00	7. Achham	0	0.00			
8. Rupandehi	0	0.00	8. Rukum (West)	0	0.00	8. Kailali	2,375	47.00			
9. Kapilbastu	0	0.00	9. Salyan	0	0.00	9. Kanchanpur	113	2.24			
10. Dang	12	0.24	10. Surkhet	1,486	29.41						
11. Banke	54	1.07									
12. Bardiya	964	19.08									
Total	1,030	20.38	Total	1,486	29.41	Total	2,511	49.69			

106. Sampang (4,798)

Districts	N	%	Districts	N	%	Districts	N	%	Districts	N	%
Koshi			Madhesh			Bagmati			Gandaki		
1. Taplejung	22	0.46	1. Saptari	0	0.00	1. Dolakha	0	0.00	1. Gorkha	0	0.00
2. Sankhuwasabha	255	5.31	2. Siraha	0	0.00	2. Sindhupalchok	0	0.00	2. Manang	0	0.00
3. Solukhumbu	0	0.00	3. Dhanusa	0	0.00	3. Rasuwa	0	0.00	3. Mustang	0	0.00
4. Okhaldhunga	0	0.00	4. Mahottari	0	0.00	4. Dhading	0	0.00	4. Myagdi	0	0.00
5. Khotang	26	0.54	5. Sarlahi	0	0.00	5. Nuwakot	0	0.00	5. Kaski	0	0.00
6. Bhojpur	199	4.15	6. Rautahat	0	0.00	6. Kathmandu	134	2.79	6. Lamjung	0	0.00
7. Dhankuta	122	2.54	7. Bara	0	0.00	7. Bhaktapur	0	0.00	7. Tanahu	0	0.00
8. Terhathum	0	0.00	8. Parsa	0	0.00	8. Lalitpur	67	1.40	8. Nawalparasi (East)	0	0.00
9. Panchthar	231	4.81				9. Kavrepalanchok	0	0.00	9. Syangja	0	0.00
10. Ilam	1,426	29.72				10. Ramechhap	0	0.00	10. Parbat	0	0.00
11. Jhapa	381	7.94				11. Sindhuli	0	0.00	11. Baglung	0	0.00
12. Morang	837	17.44				12. Makwanpur	0	0.00			
13. Sunsari	1,033	21.53				13. Chitawan	0	0.00			
14. Udayapur	65	1.35									
Total	4,597	95.81	Total	0	0.00	Total	201	4.19	Total	0	0.00
Lumbini			Karnali			Sudurpashim					
1. Rukum (East)	0	0.00	1. Dolpa	0	0.00	1. Bajura	0	0.00			
2. Rolpa	0	0.00	2. Mugu	0	0.00	2. Bajhang	0	0.00			
3. Pyuthan	0	0.00	3. Humla	0	0.00	3. Darchula	0	0.00			
4. Gulmi	0	0.00	4. Jumla	0	0.00	4. Baitadi	0	0.00			
5. Arghakhanchi	0	0.00	5. Kalikot	0	0.00	5. Dadeldhura	0	0.00			
6. Palpa	0	0.00	6. Dailekh	0	0.00	6. Doti	0	0.00			
7. Nawalparasi (West)	0	0.00	7. Jajarkot	0	0.00	7. Achham	0	0.00			
8. Rupandehi	0	0.00	8. Rukum (West)	0	0.00	8. Kailali	0	0.00			
9. Kapilbastu	0	0.00	9. Salyan	0	0.00	9. Kanchanpur	0	0.00			
10. Dang	0	0.00	10. Surkhet	0	0.00						
11. Banke	0	0.00									
12. Bardiya	0	0.00									
Total	0	0.00	Total	0	0.00	Total	0	0.00			

107. Chumba/Nubri (4,372)

Districts	N	%	Districts	N	%	Districts	N	%	N	%
Koshi			Madhesh			Bagmati			Gandaki	
1. Taplejung	0	0.00	1. Saptari	0	0.00	1. Dolakha	0	0.00	1. Gorkha	4,095 93.66
2. Sankhuwasabha	0	0.00	2. Siraha	0	0.00	2. Sindhupalchok	0	0.00	2. Manang	0 0.00
3. Solukhumbu	0	0.00	3. Dhanusa	0	0.00	3. Rasuwa	0	0.00	3. Mustang	0 0.00
4. Okhaldhunga	0	0.00	4. Mahottari	0	0.00	4. Dhading	0	0.00	4. Myagdi	0 0.00
5. Khotang	0	0.00	5. Sarlahi	0	0.00	5. Nuwakot	0	0.00	5. Kaski	0 0.00
6. Bhojpur	0	0.00	6. Rautahat	0	0.00	6. Kathmandu	267	6.11	6. Lamjung	0 0.00
7. Dhankuta	0	0.00	7. Bara	0	0.00	7. Bhaktapur	0	0.00	7. Tanahu	0 0.00
8. Terhathum	0	0.00	8. Parsa	0	0.00	8. Lalitpur	0	0.00	8. Nawalparasi (East)	0 0.00
9. Panchthar	0	0.00				9. Kavrepalanchok	0	0.00	9. Syangja	0 0.00
10. Ilam	0	0.00				10. Ramechhap	0	0.00	10. Parbat	0 0.00
11. Jhapa	0	0.00				11. Sindhuli	0	0.00	11. Baglung	0 0.00
12. Morang	0	0.00				12. Makwanpur	0	0.00		
13. Sunsari	10	0.23				13. Chitawan	0	0.00		
14. Udayapur	0	0.00								
Total	10	0.23	Total	0	0.00	Total	267	6.11	Total	4,095 93.66
Lumbini			Karnali			Sudurpashim				
1. Rukum (East)	0	0.00	1. Dolpa	0	0.00	1. Bajura	0	0.00		
2. Rolpa	0	0.00	2. Mugu	0	0.00	2. Bajhang	0	0.00		
3. Pyuthan	0	0.00	3. Humla	0	0.00	3. Darchula	0	0.00		
4. Gulmi	0	0.00	4. Jumla	0	0.00	4. Baitadi	0	0.00		
5. Arghakhanchi	0	0.00	5. Kalikot	0	0.00	5. Dadeldhura	0	0.00		
6. Palpa	0	0.00	6. Dailekh	0	0.00	6. Doti	0	0.00		
7. Nawalparasi (West)	0	0.00	7. Jajarkot	0	0.00	7. Achham	0	0.00		
8. Rupandehi	0	0.00	8. Rukum (West)	0	0.00	8. Kailali	0	0.00		
9. Kapilbastu	0	0.00	9. Salyan	0	0.00	9. Kanchanpur	0	0.00		
10. Dang	0	0.00	10. Surkhet	0	0.00					
11. Banke	0	0.00								
12. Bardiya	0	0.00								
Total	0	0.00	Total	0	0.00	Total	0	0.00		

108. Lepcha (3,526)

Districts	N	%	Districts	N	%	Districts	N	%	Districts	N	%
Koshi			Madhesh			Bagmati			Gandaki		
1. Taplejung	0	0.00	1. Saptari	0	0.00	1. Dolakha	0	0.00	1. Gorkha	0	0.00
2. Sankhuwasabha	0	0.00	2. Siraha	0	0.00	2. Sindhupalchok	0	0.00	2. Manang	0	0.00
3. Solukhumbu	0	0.00	3. Dhanusa	0	0.00	3. Rasuwa	0	0.00	3. Mustang	0	0.00
4. Okhaldhunga	0	0.00	4. Mahottari	0	0.00	4. Dhading	0	0.00	4. Myagdi	0	0.00
5. Khotang	0	0.00	5. Sarlahi	0	0.00	5. Nuwakot	0	0.00	5. Kaski	10	0.28
6. Bhojpur	0	0.00	6. Rautahat	0	0.00	6. Kathmandu	124	3.52	6. Lamjung	0	0.00
7. Dhankuta	0	0.00	7. Bara	0	0.00	7. Bhaktapur	0	0.00	7. Tanahu	0	0.00
8. Terhathum	0	0.00	8. Parsa	0	0.00	8. Lalitpur	79	2.24	8. Nawalparasi (East)	0	0.00
9. Panchthar	19	0.54				9. Kavrepalanchok	0	0.00	9. Syangja	0	0.00
10. Ilam	2,983	84.60				10. Ramechhap	0	0.00	10. Parbat	0	0.00
11. Jhapa	253	7.18				11. Sindhuli	0	0.00	11. Baglung	0	0.00
12. Morang	21	0.60				12. Makwanpur	0	0.00			
13. Sunsari	19	0.54				13. Chitawan	0	0.00			
14. Udayapur	0	0.00									
Total	3,295	93.45	Total	0	0.00	Total	203	5.76	Total	10	0.28
Lumbini			Karnali			Sudurpashim					
1. Rukum (East)	0	0.00	1. Dolpa	0	0.00	1. Bajura	0	0.00			
2. Rolpa	0	0.00	2. Mugu	0	0.00	2. Bajhang	0	0.00			
3. Pyuthan	0	0.00	3. Humla	0	0.00	3. Darchula	0	0.00			
4. Gulmi	0	0.00	4. Jumla	0	0.00	4. Baitadi	0	0.00			
5. Arghakhanchi	0	0.00	5. Kalikot	0	0.00	5. Dadeldhura	0	0.00			
6. Palpa	0	0.00	6. Dailekh	0	0.00	6. Doti	0	0.00			
7. Nawalparasi (West)	0	0.00	7. Jajarkot	0	0.00	7. Achham	0	0.00			
8. Rupandehi	0	0.00	8. Rukum (West)	0	0.00	8. Kailali	0	0.00			
9. Kapilbastu	18	0.51	9. Salyan	0	0.00	9. Kanchanpur	0	0.00			
10. Dang	0	0.00	10. Surkhet	0	0.00						
11. Banke	0	0.00									
12. Bardiya	0	0.00									
Total	18	0.51	Total	0	0.00	Total	0	0.00			

109. Hayu (3,014)

Districts	N	%	Districts	N	%	Districts	N	%	Districts	N	%
Koshi			Madhesh			Bagmati			Gandaki		
1. Taplejung	0	0.00	1. Saptari	0	0.00	1. Dolakha	0	0.00	1. Gorkha	0	0.00
2. Sankhuwasabha	0	0.00	2. Siraha	16	0.53	2. Sindhupalchok	0	0.00	2. Manang	0	0.00
3. Solukhumbu	0	0.00	3. Dhanusa	0	0.00	3. Rasuwa	0	0.00	3. Mustang	0	0.00
4. Okhaldhunga	0	0.00	4. Mahottari	41	1.36	4. Dhading	0	0.00	4. Myagdi	0	0.00
5. Khotang	0	0.00	5. Sarlahi	160	5.31	5. Nuwakot	0	0.00	5. Kaski	0	0.00
6. Bhojpur	15	0.50	6. Rautahat	0	0.00	6. Kathmandu	92	3.05	6. Lamjung	0	0.00
7. Dhankuta	0	0.00	7. Bara	0	0.00	7. Bhaktapur	23	0.76	7. Tanahu	0	0.00
8. Terhathum	0	0.00	8. Parsa	0	0.00	8. Lalitpur	48	1.59	8. Nawalparasi (East)	0	0.00
9. Panchthar	0	0.00				9. Kavrepalanchok	71	2.36	9. Syangja	0	0.00
10. Ilam	0	0.00				10. Ramechhap	719	23.86	10. Parbat	0	0.00
11. Jhapa	0	0.00				11. Sindhuli	1,771	58.76	11. Baglung	0	0.00
12. Morang	0	0.00				12. Makwanpur	0	0.00			
13. Sunsari	13	0.43				13. Chitawan	0	0.00			
14. Udayapur	45	1.49									
Total	73	2.42	Total	217	7.20	Total	2,724	90.38	Total	0	0.00
Lumbini			Karnali			Sudurpashim					
1. Rukum (East)	0	0.00	1. Dolpa	0	0.00	1. Bajura	0	0.00			
2. Rolpa	0	0.00	2. Mugu	0	0.00	2. Bajhang	0	0.00			
3. Pyuthan	0	0.00	3. Humla	0	0.00	3. Darchula	0	0.00			
4. Gulmi	0	0.00	4. Jumla	0	0.00	4. Baitadi	0	0.00			
5. Arghakhanchi	0	0.00	5. Kalikot	0	0.00	5. Dadeldhura	0	0.00			
6. Palpa	0	0.00	6. Dailekh	0	0.00	6. Doti	0	0.00			
7. Nawalparasi (West)	0	0.00	7. Jajarkot	0	0.00	7. Achham	0	0.00			
8. Rupandehi	0	0.00	8. Rukum (West)	0	0.00	8. Kailali	0	0.00			
9. Kapilbastu	0	0.00	9. Salyan	0	0.00	9. Kanchanpur	0	0.00			
10. Dang	0	0.00	10. Surkhet	0	0.00						
11. Banke	0	0.00									
12. Bardiya	0	0.00									
Total	0	0.00	Total	0	0.00	Total	0	0.00			

110. Loharung (2,442)

Districts	N	%	Districts	N	%	Districts	N	%	Districts	N	%
Koshi			Madhesh			Bagmati			Gandaki		
1. Taplejung	0	0.00	1. Saptari	0	0.00	1. Dolakha	0	0.00	1. Gorkha	13	0.53
2. Sankhuwasabha	1,757	71.95	2. Siraha	0	0.00	2. Sindhupalchok	0	0.00	2. Manang	0	0.00
3. Solukhumbu	0	0.00	3. Dhanusa	0	0.00	3. Rasuwa	0	0.00	3. Mustang	0	0.00
4. Okhaldhunga	0	0.00	4. Mahottari	16	0.66	4. Dhading	0	0.00	4. Myagdi	0	0.00
5. Khotang	0	0.00	5. Sarlahi	0	0.00	5. Nuwakot	0	0.00	5. Kaski	14	0.57
6. Bhojpur	0	0.00	6. Rautahat	0	0.00	6. Kathmandu	59	2.42	6. Lamjung	0	0.00
7. Dhankuta	0	0.00	7. Bara	0	0.00	7. Bhaktapur	0	0.00	7. Tanahu	13	0.53
8. Terhathum	0	0.00	8. Parsa	0	0.00	8. Lalitpur	15	0.61	8. Nawalparasi (East)	0	0.00
9. Panchthar	0	0.00				9. Kavrepalanchok	0	0.00	9. Syangja	0	0.00
10. Ilam	53	2.17				10. Ramechhap	0	0.00	10. Parbat	0	0.00
11. Jhapa	109	4.46				11. Sindhuli	0	0.00	11. Baglung	0	0.00
12. Morang	229	9.38				12. Makwanpur	0	0.00			
13. Sunsari	147	6.02				13. Chitawan	0	0.00			
14. Udayapur	0	0.00									
Total	2,295	93.98	Total	16	0.66	Total	74	3.03	Total	40	1.64
Lumbini			Karnali			Sudurpashim					
1. Rukum (East)	0	0.00	1. Dolpa	0	0.00	1. Bajura	0	0.00			
2. Rolpa	0	0.00	2. Mugu	0	0.00	2. Bajhang	0	0.00			
3. Pyuthan	0	0.00	3. Humla	0	0.00	3. Darchula	0	0.00			
4. Gulmi	0	0.00	4. Jumla	0	0.00	4. Baitadi	0	0.00			
5. Arghakhanchi	0	0.00	5. Kalikot	0	0.00	5. Dadeldhura	0	0.00			
6. Palpa	0	0.00	6. Dailekh	0	0.00	6. Doti	0	0.00			
7. Nawalparasi (West)	0	0.00	7. Jajarkot	0	0.00	7. Achham	0	0.00			
8. Rupandehi	17	0.70	8. Rukum (West)	0	0.00	8. Kailali	0	0.00			
9. Kapilbastu	0	0.00	9. Salyan	0	0.00	9. Kanchanpur	0	0.00			
10. Dang	0	0.00	10. Surkhet	0	0.00						
11. Banke	0	0.00									
12. Bardiya	0	0.00									
Total	17	0.70	Total	0	0.00	Total	0	0.00			

111. Mugal/Mugum (2,124)

Districts	N	%	Districts	N	%	Districts	N	%	Districts	N	%
Koshi			Madhesh			Bagmati			Gandaki		
1. Taplejung	0	0.00	1. Saptari	0	0.00	1. Dolakha	0	0.00	1. Gorkha	0	0.00
2. Sankhuwasabha	0	0.00	2. Siraha	0	0.00	2. Sindhupalchok	0	0.00	2. Manang	0	0.00
3. Solukhumbu	0	0.00	3. Dhanusa	0	0.00	3. Rasuwa	0	0.00	3. Mustang	0	0.00
4. Okhaldhunga	0	0.00	4. Mahottari	0	0.00	4. Dhading	0	0.00	4. Myagdi	0	0.00
5. Khotang	0	0.00	5. Sarlahi	0	0.00	5. Nuwakot	0	0.00	5. Kaski	0	0.00
6. Bhojpur	0	0.00	6. Rautahat	0	0.00	6. Kathmandu	282	13.28	6. Lamjung	0	0.00
7. Dhankuta	0	0.00	7. Bara	0	0.00	7. Bhaktapur	0	0.00	7. Tanahu	0	0.00
8. Terhathum	0	0.00	8. Parsa	0	0.00	8. Lalitpur	0	0.00	8. Nawalparasi (East)	0	0.00
9. Panchthar	0	0.00				9. Kavrepalanchok	0	0.00	9. Syangja	0	0.00
10. Ilam	0	0.00				10. Ramechhap	0	0.00	10. Parbat	0	0.00
11. Jhapa	0	0.00				11. Sindhuli	0	0.00	11. Baglung	0	0.00
12. Morang	0	0.00				12. Makwanpur	0	0.00			
13. Sunsari	0	0.00				13. Chitawan	0	0.00			
14. Udayapur	0	0.00									
Total	0	0.00	Total	0	0.00	Total	282	13.28	Total	0	0.00
Lumbini			Karnali			Sudurpashim					
1. Rukum (East)	0	0.00	1. Dolpa	0	0.00	1. Bajura	0	0.00			
2. Rolpa	0	0.00	2. Mugu	1,643	77.35	2. Bajhang	0	0.00			
3. Pyuthan	0	0.00	3. Humla	0	0.00	3. Darchula	0	0.00			
4. Gulmi	0	0.00	4. Jumla	146	6.87	4. Baitadi	0	0.00			
5. Arghakhanchi	0	0.00	5. Kalikot	0	0.00	5. Dadeldhura	0	0.00			
6. Palpa	0	0.00	6. Dailekh	0	0.00	6. Doti	0	0.00			
7. Nawalparasi (West)	0	0.00	7. Jajarkot	0	0.00	7. Achham	0	0.00			
8. Rupandehi	0	0.00	8. Rukum (West)	0	0.00	8. Kailali	0	0.00			
9. Kapilbastu	0	0.00	9. Salyan	0	0.00	9. Kanchanpur	0	0.00			
10. Dang	0	0.00	10. Surkhet	0	0.00						
11. Banke	53	2.50									
12. Bardiya	0	0.00									
Total	53	2.50	Total	1,789	84.23	Total	0	0.00			

112. Karmarong (1,656)

Districts	N	%	Districts	N	%	Districts	N	%	Districts	N	%
Koshi			Madhesh			Bagmati			Gandaki		
1. Taplejung	0	0.00	1. Saptari	0	0.00	1. Dolakha	0	0.00	1. Gorkha	0	0.00
2. Sankhuwasabha	0	0.00	2. Siraha	0	0.00	2. Sindhupalchok	0	0.00	2. Manang	0	0.00
3. Solukhumbu	0	0.00	3. Dhanusa	0	0.00	3. Rasuwa	0	0.00	3. Mustang	0	0.00
4. Okhaldhunga	0	0.00	4. Mahottari	0	0.00	4. Dhading	0	0.00	4. Myagdi	0	0.00
5. Khotang	0	0.00	5. Sarlahi	0	0.00	5. Nuwakot	0	0.00	5. Kaski	0	0.00
6. Bhojpur	0	0.00	6. Rautahat	0	0.00	6. Kathmandu	187	11.29	6. Lamjung	0	0.00
7. Dhankuta	0	0.00	7. Bara	11	0.66	7. Bhaktapur	0	0.00	7. Tanahu	0	0.00
8. Terhathum	0	0.00	8. Parsa	0	0.00	8. Lalitpur	0	0.00	8. Nawalparasi (East)	0	0.00
9. Panchthar	0	0.00				9. Kavrepalanchok	0	0.00	9. Syangja	0	0.00
10. Ilam	0	0.00				10. Ramechhap	0	0.00	10. Parbat	0	0.00
11. Jhapa	0	0.00				11. Sindhuli	0	0.00	11. Baglung	0	0.00
12. Morang	0	0.00				12. Makwanpur	0	0.00		0	0.00
13. Sunsari	0	0.00				13. Chitawan	0	0.00			
14. Udayapur	0	0.00									
Total	0	0.00	Total	11	0.66	Total	187	11.29	Total		
Lumbini			Karnali			Sudurpashim					
1. Rukum (East)	0	0.00	1. Dolpa	0	0.00	1. Bajura	0	0.00			
2. Rolpa	0	0.00	2. Mugu	1,441	87.02	2. Bajhang	0	0.00			
3. Pyuthan	0	0.00	3. Humla	0	0.00	3. Darchula	0	0.00			
4. Gulmi	0	0.00	4. Jumla	17	1.03	4. Baitadi	0	0.00			
5. Arghakhanchi	0	0.00	5. Kalikot	0	0.00	5. Dadeldhura	0	0.00			
6. Palpa	0	0.00	6. Dailekh	0	0.00	6. Doti	0	0.00			
7. Nawalparasi (West)	0	0.00	7. Jajarkot	0	0.00	7. Achham	0	0.00			
8. Rupandehi	0	0.00	8. Rukum (West)	0	0.00	8. Kailali	0	0.00			
9. Kapilbastu	0	0.00	9. Salyan	0	0.00	9. Kanchanpur	0	0.00			
10. Dang	0	0.00	10. Surkhet	0	0.00						
11. Banke	0	0.00									
12. Bardiya	0	0.00									
Total	0	0.00	Total	1,458	88.04	Total	0	0.00			

113. Lhopa (1,359)

Districts	N	%	Districts	N	%	Districts	N	%	Districts	N	%
Koshi			Madhesh			Bagmati			Gandaki		
1. Taplejung	0	0.00	1. Saptari	0	0.00	1. Dolakha	0	0.00	1. Gorkha	31	2.28
2. Sankhuwasabha	0	0.00	2. Siraha	0	0.00	2. Sindhupalchok	0	0.00	2. Manang	0	0.00
3. Solukhumbu	0	0.00	3. Dhanusa	0	0.00	3. Rasuwa	0	0.00	3. Mustang	1,227	90.29
4. Okhaldhunga	0	0.00	4. Mahottari	0	0.00	4. Dhading	0	0.00	4. Myagdi	0	0.00
5. Khotang	0	0.00	5. Sarlahi	0	0.00	5. Nuwakot	0	0.00	5. Kaski	0	0.00
6. Bhojpur	0	0.00	6. Rautahat	0	0.00	6. Kathmandu	51	3.75	6. Lamjung	0	0.00
7. Dhankuta	0	0.00	7. Bara	0	0.00	7. Bhaktapur	0	0.00	7. Tanahu	50	3.68
8. Terhathum	0	0.00	8. Parsa	0	0.00	8. Lalitpur	0	0.00	8. Nawalparasi (East)	0	0.00
9. Panchthar	0	0.00				9. Kavrepalanchok	0	0.00	9. Syangja	0	0.00
10. Ilam	0	0.00				10. Ramechhap	0	0.00	10. Parbat	0	0.00
11. Jhapa	0	0.00				11. Sindhuli	0	0.00	11. Baglung	0	0.00
12. Morang	0	0.00				12. Makwanpur	0	0.00			
13. Sunsari	0	0.00				13. Chitawan	0	0.00			
14. Udayapur	0	0.00									
Total	0	0.00	Total	0	0.00	Total	51	3.75	Total	1,308	96.25
Lumbini			Karnali			Sudurpashim					
1. Rukum (East)	0	0.00	1. Dolpa	0	0.00	1. Bajura	0	0.00			
2. Rolpa	0	0.00	2. Mugu	0	0.00	2. Bajhang	0	0.00			
3. Pyuthan	0	0.00	3. Humla	0	0.00	3. Darchula	0	0.00			
4. Gulmi	0	0.00	4. Jumla	0	0.00	4. Baitadi	0	0.00			
5. Arghakhanchi	0	0.00	5. Kalikot	0	0.00	5. Dadeldhura	0	0.00			
6. Palpa	0	0.00	6. Dailekh	0	0.00	6. Doti	0	0.00			
7. Nawalparasi (West)	0	0.00	7. Jajarkot	0	0.00	7. Achham	0	0.00			
8. Rupandehi	0	0.00	8. Rukum (West)	0	0.00	8. Kailali	0	0.00			
9. Kapilbastu	0	0.00	9. Salyan	0	0.00	9. Kanchanpur	0	0.00			
10. Dang	0	0.00	10. Surkhet	0	0.00						
11. Banke	0	0.00									
12. Bardiya	0	0.00									
Total	0	0.00	Total	0	0.00	Total	0	0.00			

114. Fri (877)

Districts	N	%	Districts	N	%	Districts	N	%	Districts	N	%
Koshi			Madhesh			Bagmati			Gandaki		
1. Taplejung	23	2.62	1. Saptari	0	0.00	1. Dolakha	0	0.00	1. Gorkha	0	0.00
2. Sankhuwasabha	0	0.00	2. Siraha	0	0.00	2. Sindhupalchok	0	0.00	2. Manang	0	0.00
3. Solukhumbu	0	0.00	3. Dhanusa	0	0.00	3. Rasuwa	0	0.00	3. Mustang	0	0.00
4. Okhaldhunga	0	0.00	4. Mahottari	0	0.00	4. Dhading	0	0.00	4. Myagdi	0	0.00
5. Khotang	0	0.00	5. Sarlahi	0	0.00	5. Nuwakot	0	0.00	5. Kaski	0	0.00
6. Bhojpur	0	0.00	6. Rautahat	0	0.00	6. Kathmandu	0	0.00	6. Lamjung	0	0.00
7. Dhankuta	0	0.00	7. Bara	0	0.00	7. Bhaktapur	0	0.00	7. Tanahu	0	0.00
8. Terhathum	727	82.90	8. Parsa	0	0.00	8. Lalitpur	0	0.00	8. Nawalparasi (East)	0	0.00
9. Panchthar	0	0.00				9. Kavrepalanchok	0	0.00	9. Syangja	0	0.00
10. Ilam	0	0.00				10. Ramechhap	38	4.33	10. Parbat	0	0.00
11. Jhapa	0	0.00				11. Sindhuli	0	0.00	11. Baglung	0	0.00
12. Morang	79	9.01				12. Makwanpur	0	0.00			
13. Sunsari	0	0.00				13. Chitawan	0	0.00			
14. Udayapur	0	0.00									
Total	829	94.53	Total			Total	38	4.33	Total	0	0.00
Lumbini			Karnali			Sudurpashim					
1. Rukum (East)	0	0.00	1. Dolpa	0	0.00	1. Bajura	0	0.00			
2. Rolpa	0	0.00	2. Mugu	0	0.00	2. Bajhang	0	0.00			
3. Pyuthan	0	0.00	3. Humla	0	0.00	3. Darchula	0	0.00			
4. Gulmi	0	0.00	4. Jumla	0	0.00	4. Baitadi	0	0.00			
5. Arghakhanchi	0	0.00	5. Kalikot	0	0.00	5. Dadeldhura	0	0.00			
6. Palpa	0	0.00	6. Dailekh	0	0.00	6. Doti	0	0.00			
7. Nawalparasi (West)	0	0.00	7. Jajarkot	0	0.00	7. Achham	0	0.00			
8. Rupandehi	0	0.00	8. Rukum (West)	0	0.00	8. Kailali	0	0.00			
9. Kapilbastu	10	1.14	9. Salyan	0	0.00	9. Kanchanpur	0	0.00			
10. Dang	0	0.00	10. Surkhet	0	0.00						
11. Banke	0	0.00									
12. Bardiya	0	0.00									
Total	10	1.14	Total	0	0.00	Total	0	0.00			

115. Topkegola (635)

Districts	N	%	Districts	N	%	Districts	N	%	Districts	N	%
Koshi			Madhesh			Bagmati			Gandaki		
1. Taplejung	620	97.64	1. Saptari	0	0.00	1. Dolakha	0	0.00	1. Gorkha	0	0.00
2. Sankhuwasabha	0	0.00	2. Siraha	0	0.00	2. Sindhupalchok	0	0.00	2. Manang	0	0.00
3. Solukhumbu	0	0.00	3. Dhanusa	0	0.00	3. Rasuwa	0	0.00	3. Mustang	0	0.00
4. Okhaldhunga	0	0.00	4. Mahottari	0	0.00	4. Dhading	0	0.00	4. Myagdi	0	0.00
5. Khotang	0	0.00	5. Sarlahi	0	0.00	5. Nuwakot	0	0.00	5. Kaski	0	0.00
6. Bhojpur	0	0.00	6. Rautahat	0	0.00	6. Kathmandu	15	2.36	6. Lamjung	0	0.00
7. Dhankuta	0	0.00	7. Bara	0	0.00	7. Bhaktapur	0	0.00	7. Tanahu	0	0.00
8. Terhathum	0	0.00	8. Parsa	0	0.00	8. Lalitpur	0	0.00	8. Nawalparasi (East)	0	0.00
9. Panchthar	0	0.00				9. Kavrepalanchok	0	0.00	9. Syangja	0	0.00
10. Ilam	0	0.00				10. Ramechhap	0	0.00	10. Parbat	0	0.00
11. Jhapa	0	0.00				11. Sindhuli	0	0.00	11. Baglung	0	0.00
12. Morang	0	0.00				12. Makwanpur	0	0.00			
13. Sunsari	0	0.00				13. Chitawan	0	0.00			
14. Udayapur	0	0.00									
Total	620	97.64	Total	0	0.00	Total	15	2.36	Total	0	0.00
Lumbini			Karnali			Sudurpashim					
1. Rukum (East)	0	0.00	1. Dolpa	0	0.00	1. Bajura	0	0.00			
2. Rolpa	0	0.00	2. Mugu	0	0.00	2. Bajhang	0	0.00			
3. Pyuthan	0	0.00	3. Humla	0	0.00	3. Darchula	0	0.00			
4. Gulmi	0	0.00	4. Jumla	0	0.00	4. Baitadi	0	0.00			
5. Arghakhanchi	0	0.00	5. Kalikot	0	0.00	5. Dadeldhura	0	0.00			
6. Palpa	0	0.00	6. Dailekh	0	0.00	6. Doti	0	0.00			
7. Nawalparasi (West)	0	0.00	7. Jajarkot	0	0.00	7. Achham	0	0.00			
8. Rupandehi	0	0.00	8. Rukum (West)	0	0.00	8. Kailali	0	0.00			
9. Kapilbastu	0	0.00	9. Salyan	0	0.00	9. Kanchanpur	0	0.00			
10. Dang	0	0.00	10. Surkhet	0	0.00						
11. Banke	0	0.00									
12. Bardiya	0	0.00									
Total	0	0.00	Total	0	0.00	Total	0	0.00			

116. Raute (566)

Districts	N	%	Districts	N	%	Districts	N	%	Districts	N	%
Koshi			Madhesh			Bagmati			Gandaki		
1. Taplejung	0	0.00	1. Saptari	0	0.00	1. Dolakha	0	0.00	1. Gorkha	0	0.00
2. Sankhuwasabha	0	0.00	2. Siraha	0	0.00	2. Sindhupalchok	0	0.00	2. Manang	0	0.00
3. Solukhumbu	0	0.00	3. Dhanusa	0	0.00	3. Rasuwa	0	0.00	3. Mustang	0	0.00
4. Okhaldhunga	0	0.00	4. Mahottari	0	0.00	4. Dhading	0	0.00	4. Myagdi	0	0.00
5. Khotang	0	0.00	5. Sarlahi	0	0.00	5. Nuwakot	0	0.00	5. Kaski	0	0.00
6. Bhojpur	0	0.00	6. Rautahat	0	0.00	6. Kathmandu	0	0.00	6. Lamjung	0	0.00
7. Dhankuta	0	0.00	7. Bara	0	0.00	7. Bhaktapur	0	0.00	7. Tanahu	0	0.00
8. Terhathum	0	0.00	8. Parsa	0	0.00	8. Lalitpur	0	0.00	8. Nawalparasi (East)	0	0.00
9. Panchthar	0	0.00				9. Kavrepalanchok	0	0.00	9. Syangja	0	0.00
10. Ilam	0	0.00				10. Ramechhap	0	0.00	10. Parbat	0	0.00
11. Jhapa	0	0.00				11. Sindhuli	0	0.00	11. Baglung	0	0.00
12. Morang	0	0.00				12. Makwanpur	0	0.00		0	0.00
13. Sunsari	0	0.00				13. Chitawan	0	0.00			
14. Udayapur	0	0.00									
Total	0	0.00	Total	0	0.00	Total	0	0.00	Total	0	0.00
Lumbini			Karnali			Sudurpashim					
1. Rukum (East)	0	0.00	1. Dolpa	0	0.00	1. Bajura	0	0.00			
2. Rolpa	0	0.00	2. Mugu	0	0.00	2. Bajhang	0	0.00			
3. Pyuthan	0	0.00	3. Humla	0	0.00	3. Darchula	0	0.00			
4. Gulmi	0	0.00	4. Jumla	0	0.00	4. Baitadi	0	0.00			
5. Arghakhanchi	0	0.00	5. Kalikot	0	0.00	5. Dadeldhura	419	74.03			
6. Palpa	0	0.00	6. Dailekh	0	0.00	6. Doti	0	0.00			
7. Nawalparasi (West)	0	0.00	7. Jajarkot	0	0.00	7. Achham	0	0.00			
8. Rupandehi	0	0.00	8. Rukum (West)	0	0.00	8. Kailali	0	0.00			
9. Kapilbastu	0	0.00	9. Salyan	147	25.97	9. Kanchanpur	0	0.00			
10. Dang	0	0.00	10. Surkhet	0	0.00						
11. Banke	0	0.00									
12. Bardiya	0	0.00									
Total	0	0.00	Total	147	25.97	Total	419	74.03			

117. Walung (452)

Districts	N	%	Districts	N	%	Districts	N	%	Districts	N	%
Koshi			Madhesh			Bagmati			Gandaki		
1. Taplejung	188	41.59	1. Saptari	0	0.00	1. Dolakha	0	0.00	1. Gorkha	0	0.00
2. Sankhuwasabha	0	0.00	2. Siraha	0	0.00	2. Sindhupalchok	0	0.00	2. Manang	0	0.00
3. Solukhumbu	0	0.00	3. Dhanusa	0	0.00	3. Rasuwa	0	0.00	3. Mustang	0	0.00
4. Okhaldhunga	0	0.00	4. Mahottari	0	0.00	4. Dhading	0	0.00	4. Myagdi	0	0.00
5. Khotang	0	0.00	5. Sarlahi	0	0.00	5. Nuwakot	0	0.00	5. Kaski	0	0.00
6. Bhojpur	0	0.00	6. Rautahat	0	0.00	6. Kathmandu	185	40.93	6. Lamjung	0	0.00
7. Dhankuta	13	2.88	7. Bara	0	0.00	7. Bhaktapur	0	0.00	7. Tanahu	0	0.00
8. Terhathum	16	3.54	8. Parsa	0	0.00	8. Lalitpur	0	0.00	8. Nawalparasi (East)	0	0.00
9. Panchthar	0	0.00				9. Kavrepalanchok	0	0.00	9. Syangja	0	0.00
10. Ilam	11	2.43				10. Ramechhap	0	0.00	10. Parbat	0	0.00
11. Jhapa	0	0.00				11. Sindhuli	0	0.00	11. Baglung	0	0.00
12. Morang	18	3.98				12. Makwanpur	0	0.00			
13. Sunsari	21	4.65				13. Chitawan	0	0.00			
14. Udayapur	0	0.00									
Total	267	59.07	Total	0	0.0	Total	185	40.93	Total	0	0.00
Lumbini			Karnali			Sudurpashim					
1. Rukum (East)	0	0.00	1. Dolpa	0	0.00	1. Bajura	0	0.00			
2. Rolpa	0	0.00	2. Mugu	0	0.00	2. Bajhang	0	0.00			
3. Pyuthan	0	0.00	3. Humla	0	0.00	3. Darchula	0	0.00			
4. Gulmi	0	0.00	4. Jumla	0	0.00	4. Baitadi	0	0.00			
5. Arghakhanchi	0	0.00	5. Kalikot	0	0.00	5. Dadeldhura	0	0.00			
6. Palpa	0	0.00	6. Dailekh	0	0.00	6. Doti	0	0.00			
7. Nawalparasi (West)	0	0.00	7. Jajarkot	0	0.00	7. Achham	0	0.00			
8. Rupandehi	0	0.00	8. Rukum (West)	0	0.00	8. Kailali	0	0.00			
9. Kapilbastu	0	0.00	9. Salyan	0	0.00	9. Kanchanpur	0	0.00			
10. Dang	0	0.00	10. Surkhet	0	0.00						
11. Banke	0	0.00									
12. Bardiya	0	0.00									
Total	0	0.00	Total	0	0.00	Total					

118. Lhomi (326)

Districts	N	%	Districts	N	%	Districts	N	%	Districts	N	%
Koshi			Madhesh			Bagmati			Gandaki		
1. Taplejung	0	0.00	1. Saptari	0	0.00	1. Dolakha	0	0.00	1. Gorkha	0	0.00
2. Sankhuwasabha	137	42.02	2. Siraha	0	0.00	2. Sindhupalchok	0	0.00	2. Manang	0	0.00
3. Solukhumbu	0	0.00	3. Dhanusa	0	0.00	3. Rasuwa	0	0.00	3. Mustang	0	0.00
4. Okhaldhunga	0	0.00	4. Mahottari	0	0.00	4. Dhading	0	0.00	4. Myagdi	0	0.00
5. Khotang	0	0.00	5. Sarlahi	0	0.00	5. Nuwakot	0	0.00	5. Kaski	0	0.00
6. Bhojpur	0	0.00	6. Rautahat	0	0.00	6. Kathmandu	161	49.39	6. Lamjung	0	0.00
7. Dhankuta	0	0.00	7. Bara	0	0.00	7. Bhaktapur	0	0.00	7. Tanahu	0	0.00
8. Terhathum	0	0.00	8. Parsa	0	0.00	8. Lalitpur	28	8.59	8. Nawalparasi (East)	0	0.00
9. Panchthar	0	0.00				9. Kavrepalanchok	0	0.00	9. Syangja	0	0.00
10. Ilam	0	0.00				10. Ramechhap	0	0.00	10. Parbat	0	0.00
11. Jhapa	0	0.00				11. Sindhuli	0	0.00	11. Baglung	0	0.00
12. Morang	0	0.00				12. Makwanpur	0	0.00			
13. Sunsari	0	0.00				13. Chitawan	0	0.00			
14. Udayapur	0	0.00									
Total	137	42.02	Total	0	0.00	Total	189	57.98	Total	0	0.00
Lumbini			Karnali			Sudurpashim					
1. Rukum (East)	0	0.00	1. Dolpa	0	0.00	1. Bajura	0	0.00			
2. Rolpa	0	0.00	2. Mugu	0	0.00	2. Bajhang	0	0.00			
3. Pyuthan	0	0.00	3. Humla	0	0.00	3. Darchula	0	0.00			
4. Gulmi	0	0.00	4. Jumla	0	0.00	4. Baitadi	0	0.00			
5. Arghakhanchi	0	0.00	5. Kalikot	0	0.00	5. Dadeldhura	0	0.00			
6. Palpa	0	0.00	6. Dailekh	0	0.00	6. Doti	0	0.00			
7. Nawalparasi (West)	0	0.00	7. Jajarkot	0	0.00	7. Achham	0	0.00			
8. Rupandehi	0	0.00	8. Rukum (West)	0	0.00	8. Kailali	0	0.00			
9. Kapilbastu	0	0.00	9. Salyan	0	0.00	9. Kanchanpur	0	0.00			
10. Dang	0	0.00	10. Surkhet	0	0.00						
11. Banke	0	0.00									
12. Bardiya	0	0.00									
Total	0	0.00	Total	0	0.00	Total	0	0.00			

119. Surel (279)

Districts	N	%	Districts	N	%	Districts	N	%	Districts	N	%
Koshi			Madhesh			Bagmati			Gandaki		
1. Taplejung	0	0.00	1. Saptari	0	0.00	1. Dolakha	143	51.25	1. Gorkha	0	0.00
2. Sankhuwasabha	0	0.00	2. Siraha	0	0.00	2. Sindhupalchok	0	0.00	2. Manang	0	0.00
3. Solukhumbu	0	0.00	3. Dhanusa	0	0.00	3. Rasuwa	0	0.00	3. Mustang	0	0.00
4. Okhaldhunga	0	0.00	4. Mahottari	0	0.00	4. Dhading	0	0.00	4. Myagdi	0	0.00
5. Khotang	0	0.00	5. Sarlahi	0	0.00	5. Nuwakot	0	0.00	5. Kaski	0	0.00
6. Bhojpur	0	0.00	6. Rautahat	0	0.00	6. Kathmandu	0	0.00	6. Lamjung	0	0.00
7. Dhankuta	0	0.00	7. Bara	0	0.00	7. Bhaktapur	0	0.00	7. Tanahu	43	15.41
8. Terhathum	0	0.00	8. Parsa	0	0.00	8. Lalitpur	0	0.00	8. Nawalparasi (East)	83	29.75
9. Panchthar	0	0.00				9. Kavrepalanchok	0	0.00	9. Syangja	0	0.00
10. Ilam	0	0.00				10. Ramechhap	0	0.00	10. Parbat	0	0.00
11. Jhapa	0	0.00				11. Sindhuli	0	0.00	11. Baglung	0	0.00
12. Morang	0	0.00				12. Makwanpur	0	0.00			
13. Sunsari	0	0.00				13. Chitawan	0	0.00			
14. Udayapur	0	0.00									
Total	0	0.00	Total	0	0.00	Total	143	51.25	Total	126	45.16
Lumbini			Karnali			Sudurpashim					
1. Rukum (East)	0	0.00	1. Dolpa	0	0.00	1. Bajura	0	0.00			
2. Rolpa	0	0.00	2. Mugu	0	0.00	2. Bajhang	0	0.00			
3. Pyuthan	0	0.00	3. Humla	0	0.00	3. Darchula	0	0.00			
4. Gulmi	0	0.00	4. Jumla	0	0.00	4. Baitadi	0	0.00			
5. Arghakhanchi	0	0.00	5. Kalikot	0	0.00	5. Dadeldhura	0	0.00			
6. Palpa	0	0.00	6. Dailekh	0	0.00	6. Doti	0	0.00			
7. Nawalparasi (West)	0	0.00	7. Jajarkot	0	0.00	7. Achham	0	0.00			
8. Rupandehi	0	0.00	8. Rukum (West)	0	0.00	8. Kailali	0	0.00			
9. Kapilbastu	0	0.00	9. Salyan	0	0.00	9. Kanchanpur	0	0.00			
10. Dang	10	3.58	10. Surkhet	0	0.00						
11. Banke	0	0.00									
12. Bardiya	0	0.00									
Total	10	3.58	Total	0	0.00	Total	0	0.00			

120. Kusunda (132)

Districts	N	%	Districts	N	%	Districts	N	%	Districts	N	%
Koshi			Madhesh			Bagmati			Gandaki		
1. Taplejung	0	0.00	1. Saptari	0	0.00	1. Dolakha	0	0.00	1. Gorkha	0	0.00
2. Sankhuwasabha	0	0.00	2. Siraha	0	0.00	2. Sindhupalchok	0	0.00	2. Manang	0	0.00
3. Solukhumbu	0	0.00	3. Dhanusa	0	0.00	3. Rasuwa	0	0.00	3. Mustang	0	0.00
4. Okhaldhunga	0	0.00	4. Mahottari	0	0.00	4. Dhading	0	0.00	4. Myagdi	0	0.00
5. Khotang	0	0.00	5. Sarlahi	0	0.00	5. Nuwakot	0	0.00	5. Kaski	0	0.00
6. Bhojpur	0	0.00	6. Rautahat	0	0.00	6. Kathmandu	47	35.61	6. Lamjung	0	0.00
7. Dhankuta	0	0.00	7. Bara	0	0.00	7. Bhaktapur	10	7.58	7. Tanahu	0	0.00
8. Terhathum	0	0.00	8. Parsa	0	0.00	8. Lalitpur	0	0.00	8. Nawalparasi (East)	0	0.00
9. Panchthar	0	0.00				9. Kavrepalanchok	0	0.00	9. Syangja	0	0.00
10. Ilam	0	0.00				10. Ramechhap	0	0.00	10. Parbat	0	0.00
11. Jhapa	0	0.00				11. Sindhuli	0	0.00	11. Baglung	0	0.00
12. Morang	0	0.00				12. Makwanpur	0	0.00			
13. Sunsari	0	0.00				13. Chitawan	0	0.00			
14. Udayapur	0	0.00									
Total	0	0.00	Total	0	0.00	Total			Total		
Lumbini			Karnali			Sudurpashim					
1. Rukum (East)	0	0.00	1. Dolpa	0	0.00	1. Bajura	0	0.00			
2. Rolpa	0	0.00	2. Mugu	0	0.00	2. Bajhang	0	0.00			
3. Pyuthan	31	23.48	3. Humla	0	0.00	3. Darchula	0	0.00			
4. Gulmi	0	0.00	4. Jumla	0	0.00	4. Baitadi	0	0.00			
5. Arghakhanchi	0	0.00	5. Kalikot	0	0.00	5. Dadeldhura	0	0.00			
6. Palpa	0	0.00	6. Dailekh	0	0.00	6. Doti	0	0.00			
7. Nawalparasi (West)	0	0.00	7. Jajarkot	0	0.00	7. Achham	0	0.00			
8. Rupandehi	0	0.00	8. Rukum (West)	0	0.00	8. Kailali	0	0.00			
9. Kapilbastu	0	0.00	9. Salyan	0	0.00	9. Kanchanpur	0	0.00			
10. Dang	44	33.33	10. Surkhet	0	0.00						
11. Banke	0	0.00									
12. Bardiya	0	0.00									
Total	75	56.82	Total	0	0.00	Total	0	0.00			

121. Bankariya (159)

Districts	N	%	Districts	N	%	Districts	N	%	Districts	N	%
Koshi			Madhesh			Bagmati			Gandaki		
1. Taplejung	0	0.00	1. Saptari	0	0.00	1. Dolakha	0	0.00	1. Gorkha	0	0.00
2. Sankhuwasabha	0	0.00	2. Siraha	0	0.00	2. Sindhupalchok	0	0.00	2. Manang	0	0.00
3. Solukhumbu	0	0.00	3. Dhanusa	0	0.00	3. Rasuwa	0	0.00	3. Mustang	0	0.00
4. Okhaldhunga	0	0.00	4. Mahottari	0	0.00	4. Dhading	0	0.00	4. Myagdi	0	0.00
5. Khotang	0	0.00	5. Sarlahi	0	0.00	5. Nuwakot	0	0.00	5. Kaski	23	14.47
6. Bhojpur	0	0.00	6. Rautahat	0	0.00	6. Kathmandu	0	0.00	6. Lamjung	0	0.00
7. Dhankuta	0	0.00	7. Bara	0	0.00	7. Bhaktapur	0	0.00	7. Tanahu	0	0.00
8. Terhathum	0	0.00	8. Parsa	0	0.00	8. Lalitpur	0	0.00	8. Nawalparasi (East)	30	18.87
9. Panchthar	0	0.00				9. Kavrepalanchok	0	0.00	9. Syangja	0	0.00
10. Ilam	0	0.00				10. Ramechhap	0	0.00	10. Parbat	0	0.00
11. Jhapa	0	0.00				11. Sindhuli	0	0.00	11. Baglung	0	0.00
12. Morang	0	0.00				12. Makwanpur	0	0.00			
13. Sunsari	0	0.00				13. Chitawan	71	44.65			
14. Udayapur	0	0.00									
Total	0	0.00	Total	0	0.00	Total	71	44.65	Total	53	33.33
Lumbini			Karnali			Sudurpashim					
1. Rukum (East)	0	0.00	1. Dolpa	0	0.00	1. Bajura	0	0.00			
2. Rolpa	35	22.01	2. Mugu	0	0.00	2. Bajhang	0	0.00			
3. Pyuthan	0	0.00	3. Humla	0	0.00	3. Darchula	0	0.00			
4. Gulmi	0	0.00	4. Jumla	0	0.00	4. Baitadi	0	0.00			
5. Arghakhanchi	0	0.00	5. Kalikot	0	0.00	5. Dadeldhura	0	0.00			
6. Palpa	0	0.00	6. Dailekh	0	0.00	6. Doti	0	0.00			
7. Nawalparasi (West)	0	0.00	7. Jajarkot	0	0.00	7. Achham	0	0.00			
8. Rupandehi	0	0.00	8. Rukum (West)	0	0.00	8. Kailali	0	0.00			
9. Kapilbastu	0	0.00	9. Salyan	0	0.00	9. Kanchanpur	0	0.00			
10. Dang	0	0.00	10. Surkhet	0	0.00						
11. Banke	0	0.00									
12. Bardiya	0	0.00									
Total	35	22.01	Total	0	0.00	Total	0	0.00			

F. Tarai Janajaties (2,606,881)

Districts	N	%	Districts	N	%	Districts	N	%	N	%	
Koshi			Madhesh			Bagmati			Gandaki		
1. Taplejung	465	0.02	1. Saptari	131,733	5.05	1. Dolakha	235	0.01	1. Gorkha	463	0.02
2. Sankhuwasabha	294	0.01	2. Siraha	69,768	2.68	2. Sindhupalchok	3,663	0.14	2. Manang	47	0.00
3. Solukhumbu	67	0.00	3. Dhanusa	52,754	2.02	3. Rasuwa	49	0.00	3. Mustang	99	0.00
4. Okhaldhunga	82	0.00	4. Mahottari	58,589	2.25	4. Dhading	473	0.02	4. Myagdi	234	0.01
5. Khotang	210	0.01	5. Sarlahi	48,192	1.85	5. Nuwakot	549	0.02	5. Kaski	4,027	0.15
6. Bhojpur	250	0.01	6. Rautahat	36,636	1.41	6. Kathmandu	27,777	1.07	6. Lamjung	420	0.02
7. Dhankuta	438	0.02	7. Bara	103,994	3.99	7. Bhaktapur	3,582	0.14	7. Tanahu	1,024	0.04
8. Terhathum	198	0.01	8. Parsa	66,281	2.54	8. Lalitpur	11,160	0.43	8. Nawalparasi (East)	41,606	1.60
9. Panchthar	403	0.02				9. Kavrepalanchok	7,072	0.27	9. Syangja	1,237	0.05
10. Ilam	1,301	0.05				10. Ramechhap	191	0.01	10. Parbat	196	0.01
11. Jhapa	178,856	6.86				11. Sindhuli	19,466	0.75	11. Baglung	310	0.01
12. Morang	231,482	8.88				12. Makwanpur	2,898	0.11			
13. Sunsari	151,666	5.82				13. Chitawan	73,417	2.82			
14. Udayapur	36,870	1.41									
Total	602,582	23.12	Total	567,947	21.79	Total	150,532	5.77	Total	49,663	1.91
Lumbini			Karnali			Sudurpashim					
1. Rukum (East)	42	0.00	1. Dolpa	43	0.00	1. Bajura	86	0.00			
2. Rolpa	251	0.01	2. Mugu	32	0.00	2. Bajhang	125	0.00			
3. Pyuthan	595	0.02	3. Humla	41	0.00	3. Darchula	225	0.01			
4. Gulmi	350	0.01	4. Jumla	89	0.00	4. Baitadi	123	0.00			
5. Arghakhanchi	309	0.01	5. Kalikot	92	0.00	5. Dadeldhura	356	0.01			
6. Palpa	705	0.03	6. Dailekh	125	0.00	6. Doti	466	0.02			
7. Nawalparasi (West)	69,578	2.67	7. Jajarkot	196	0.01	7. Achham	258	0.01			
8. Rupandehi	94,816	3.64	8. Rukum (West)	253	0.01	8. Kailali	347,956	13.35			
9. Kapilbastu	78,352	3.01	9. Salyan	223	0.01	9. Kanchanpur	131,962	5.06			
10. Dang	178,536	6.85	10. Surkhet	7,938	0.30						
11. Banke	86,273	3.31									
12. Bardiya	235,761	9.04									
Total	745,568	28.60	Total	9,032	0.35	Total	481,557	18.47			

122. Tharu (1,807,124)

Districts	N	%	Districts	N	%	Districts	N	%	Districts	N	%
Koshi			Madhesh			Bagmati			Gandaki		
1. Taplejung	169	0.01	1. Saptari	79,366	4.39	1. Dolakha	159	0.01	1. Gorkha	281	0.02
2. Sankhuwasabha	154	0.01	2. Siraha	28,134	1.56	2. Sindhupalchok	204	0.01	2. Manang	31	0.00
3. Solukhumbu	67	0.00	3. Dhanusa	2,273	0.13	3. Rasuwa	49	0.00	3. Mustang	99	0.01
4. Okhaldhunga	67	0.00	4. Mahottari	10,738	0.59	4. Dhading	390	0.02	4. Myagdi	234	0.01
5. Khotang	123	0.01	5. Sarlahi	24,274	1.34	5. Nuwakot	355	0.02	5. Kaski	3,521	0.19
6. Bhojpur	125	0.01	6. Rautahat	33,066	1.83	6. Kathmandu	21,783	1.21	6. Lamjung	244	0.01
7. Dhankuta	300	0.02	7. Bara	78,169	4.33	7. Bhaktapur	2,779	0.15	7. Tanahu	725	0.04
8. Terhathum	94	0.01	8. Parsa	45,018	2.49	8. Lalitpur	8,392	0.46	8. Nawalparasi (East)	41,493	2.30
9. Panchthar	188	0.01				9. Kavrepalanchok	611	0.03	9. Syangja	568	0.03
10. Ilam	252	0.01				10. Ramechhap	110	0.01	10. Parbat	170	0.01
11. Jhapa	11,380	0.63				11. Sindhuli	426	0.02	11. Baglung	253	0.01
12. Morang	66,403	3.67				12. Makwanpur	2,368	0.13			
13. Sunsari	104,072	5.76				13. Chitawan	72,658	4.02			
14. Udayapur	26,125	1.45									
Total	209,519	11.59	Total	301,038	16.66	Total	110,284	6.10	Total	47,619	2.64
Lumbini			Karnali			Sudurpashim					
1. Rukum (East)	42	0.00	1. Dolpa	43	0.00	1. Bajura	86	0.00			
2. Rolpa	215	0.01	2. Mugu	32	0.00	2. Bajhang	125	0.01			
3. Pyuthan	555	0.03	3. Humla	41	0.00	3. Darchula	188	0.01			
4. Gulmi	275	0.02	4. Jumla	89	0.00	4. Baitadi	71	0.00			
5. Arghakhanchi	309	0.02	5. Kalikot	92	0.01	5. Dadeldhura	199	0.01			
6. Palpa	630	0.03	6. Dailekh	102	0.01	6. Doti	320	0.02			
7. Nawalparasi (West)	68,265	3.78	7. Jajarkot	155	0.01	7. Achham	235	0.01			
8. Rupandehi	92,399	5.11	8. Rukum (West)	154	0.01	8. Kailali	325,670	18.02			
9. Kapilbastu	75,119	4.16	9. Salyan	182	0.01	9. Kanchanpur	70,928	3.92			
10. Dang	178,381	9.87	10. Surkhet	7,883	0.44						
11. Banke	82,889	4.59									
12. Bardiya	232,990	12.89									
Total	732,069	40.51	Total	8,773	0.49	Total	397,822	22.01			

123. Dhanuk (252,018)

Districts	N	%	Districts	N	%	Districts	N	%	Districts	N	%
Koshi			Madhesh			Bagmati			Gandaki		
1. Taplejung	13	0.01	1. Saptari	50,977	20.23	1. Dolakha	29	0.01	1. Gorkha	0	0.00
2. Sankhuwasabha	10	0.00	2. Siraha	27,329	10.84	2. Sindhupalchok	18	0.01	2. Manang	0	0.00
3. Solukhumbu	0	0.00	3. Dhanusa	42,434	16.84	3. Rasuwa	0	0.00	3. Mustang	0	0.00
4. Okhaldhunga	0	0.00	4. Mahottari	45,251	17.96	4. Dhading	14	0.01	4. Myagdi	0	0.00
5. Khotang	19	0.01	5. Sarlahi	14,442	5.73	5. Nuwakot	21	0.01	5. Kaski	55	0.02
6. Bhojpur	20	0.01	6. Rautahat	2,147	0.85	6. Kathmandu	1,410	0.56	6. Lamjung	10	0.00
7. Dhankuta	16	0.01	7. Bara	22,155	8.79	7. Bhaktapur	190	0.08	7. Tanahu	22	0.01
8. Terhathum	10	0.00	8. Parsa	12,361	4.90	8. Lalitpur	504	0.20	8. Nawalparasi (East)	33	0.01
9. Panchthar	37	0.01				9. Kavrepalanchok	43	0.02	9. Syangja	22	0.01
10. Ilam	19	0.01				10. Ramechhap	34	0.01	10. Parbat	11	0.00
11. Jhapa	1,504	0.60				11. Sindhuli	66	0.03	11. Baglung	10	0.00
12. Morang	14,152	5.62				12. Makwanpur	102	0.04			
13. Sunsari	15,077	5.98				13. Chitawan	269	0.11			
14. Udayapur	158	0.06									
Total	31,035	12.31	Total	21,7096	86.14	Total	2,700	1.07	Total	163	0.06
Lumbini			Karnali			Sudurpashim					
1. Rukum (East)	0	0.00	1. Dolpa	0	0.00	1. Bajura	0	0.00			
2. Rolpa	0	0.00	2. Mugu	0	0.00	2. Bajhang	0	0.00			
3. Pyuthan	0	0.00	3. Humla	0	0.00	3. Darchula	22	0.01			
4. Gulmi	13	0.01	4. Jumla	0	0.00	4. Baitadi	0	0.00			
5. Arghakhanchi	0	0.00	5. Kalikot	0	0.00	5. Dadeldhura	43	0.02			
6. Palpa	14	0.01	6. Dailekh	0	0.00	6. Doti	130	0.05			
7. Nawalparasi (West)	18	0.01	7. Jajarkot	0	0.00	7. Achham	0	0.00			
8. Rupandehi	110	0.04	8. Rukum (West)	0	0.00	8. Kailali	149	0.06			
9. Kapilbastu	0	0.00	9. Salyan	0	0.00	9. Kanchanpur	432	0.17			
10. Dang	32	0.01	10. Surkhet	0	0.00						
11. Banke	36	0.01									
12. Bardiya	25	0.01									
Total	248	0.10	Total	0	0.00	Total	776	0.31			

124. Rajbansi (132, 496)

Districts	N	%	Districts	N	%	Districts	N	%	Districts	N	%
Koshi			Madhesh			Bagmati			Gandaki		
1. Taplejung	23	0.02	1. Saptari	129	0.10	1. Dolakha	0	0.00	1. Gorkha	14	0.01
2. Sankhuwasabha	23	0.02	2. Siraha	58	0.04	2. Sindhupalchok	0	0.00	2. Manang	0	0.00
3. Solukhumbu	0	0.00	3. Dhanusa	362	0.27	3. Rasuwa	0	0.00	3. Mustang	0	0.00
4. Okhaldhunga	0	0.00	4. Mahottari	28	0.02	4. Dhading	21	0.02	4. Myagdi	0	0.00
5. Khotang	14	0.01	5. Sarlahi	60	0.05	5. Nuwakot	16	0.01	5. Kaski	114	0.09
6. Bhojpur	15	0.01	6. Rautahat	198	0.15	6. Kathmandu	1,040	0.78	6. Lamjung	0	0.00
7. Dhankuta	36	0.03	7. Bara	97	0.07	7. Bhaktapur	142	0.11	7. Tanahu	36	0.03
8. Terhathum	0	0.00	8. Parsa	84	0.06	8. Lalitpur	381	0.29	8. Nawalparasi (East)	69	0.05
9. Panchthar	90	0.07			9. Kavrepalanchok	33	0.02	9. Syangja	12	0.01	
10. Ilam	215	0.16			10. Ramechhap	25	0.02	10. Parbat	0	0.00	
11. Jhapa	82,421	62.21			11. Sindhuli	21	0.02	11. Baglung	23	0.02	
12. Morang	43,130	32.55			12. Makwanpur	36	0.03				
13. Sunsari	1,973	1.49			13. Chitawan	152	0.11				
14. Udayapur	26	0.02									
Total	127,966	96.58	Total	1,016	0.77	Total	1,867	1.41	Total	268	0.20
Lumbini			Karnali			Sudurpashim					
1. Rukum (East)	0	0.00	1. Dolpa	0	0.00	1. Bajura	0	0.00			
2. Rolpa	36	0.03	2. Mugu	0	0.00	2. Bajhang	0	0.00			
3. Pyuthan	28	0.02	3. Humla	0	0.00	3. Darchula	0	0.00			
4. Gulmi	16	0.01	4. Jumla	0	0.00	4. Baitadi	0	0.00			
5. Arghakhanchi	0	0.00	5. Kalikot	0	0.00	5. Dadeldhura	0	0.00			
6. Palpa	20	0.02	6. Dailekh	0	0.00	6. Doti	0	0.00			
7. Nawalparasi (West)	105	0.08	7. Jajarkot	11	0.01	7. Achham	0	0.00			
8. Rupandehi	182	0.14	8. Rukum (West)	0	0.00	8. Kailali	279	0.21			
9. Kapilbastu	65	0.05	9. Salyan	41	0.03	9. Kanchanpur	117	0.09			
10. Dang	92	0.07	10. Surkhet	35	0.03						
11. Banke	223	0.17									
12. Bardiya	129	0.10									
Total	896	0.68	Total	87	0.07	Total	396	0.30			

125. Ranatharu (83,201)

Districts	N	%	Districts	N	%	Districts	N	%	Districts	N	%
Koshi			Madhesh			Bagmati			Gandaki		
1. Taplejung	0	0.00	1. Saptari	31	0.04	1. Dolakha	0	0.00	1. Gorkha	17	0.02
2. Sankhuwasabha	0	0.00	2. Siraha	0	0.00	2. Sindhupalchok	12	0.01	2. Manang	0	0.00
3. Solukhumbu	0	0.00	3. Dhanusa	36	0.04	3. Rasuwa	0	0.00	3. Mustang	0	0.00
4. Okhaldhunga	0	0.00	4. Mahottari	16	0.02	4. Dhading	0	0.00	4. Myagdi	0	0.00
5. Khotang	0	0.00	5. Sarlahi	20	0.02	5. Nuwakot	0	0.00	5. Kaski	40	0.05
6. Bhojpur	0	0.00	6. Rautahat	0	0.00	6. Kathmandu	264	0.32	6. Lamjung	0	0.00
7. Dhankuta	0	0.00	7. Bara	17	0.02	7. Bhaktapur	0	0.00	7. Tanahu	43	0.05
8. Terhathum	0	0.00	8. Parsa	22	0.03	8. Lalitpur	23	0.03	8. Nawalparasi (East)	0	0.00
9. Panchthar	0	0.00				9. Kavrepalanchok	0	0.00	9. Syangja	0	0.00
10. Ilam	0	0.00				10. Ramechhap	0	0.00	10. Parbat	15	0.02
11. Jhapa	22	0.03				11. Sindhuli	0	0.00	11. Baglung	0	0.00
12. Morang	11	0.01				12. Makwanpur	0	0.00			
13. Sunsari	10	0.01				13. Chitawan	29	0.03			
14. Udayapur	0	0.00									
Total	43	0.05	Total	142	0.17	Total	328	0.39	Total	115	0.14
Lumbini			Karnali			Sudurpashim					
1. Rukum (East)	0	0.00	1. Dolpa	0	0.00	1. Bajura	0	0.00			
2. Rolpa	0	0.00	2. Mugu	0	0.00	2. Bajhang	0	0.00			
3. Pyuthan	12	0.01	3. Humla	0	0.00	3. Darchula	15	0.02			
4. Gulmi	0	0.00	4. Jumla	0	0.00	4. Baitadi	52	0.06			
5. Arghakhanchi	0	0.00	5. Kalikot	0	0.00	5. Dadeldhura	91	0.11			
6. Palpa	0	0.00	6. Dailekh	0	0.00	6. Doti	16	0.02			
7. Nawalparasi (West)	17	0.02	7. Jajarkot	10	0.01	7. Achham	23	0.03			
8. Rupandehi	70	0.08	8. Rukum (West)	99	0.12	8. Kailali	21,816	26.22			
9. Kapilbastu	10	0.01	9. Salyan	0	0.00	9. Kanchanpur	60,277	72.45			
10. Dang	12	0.01	10. Surkhet	0	0.00						
11. Banke	29	0.03									
12. Bardiya	24	0.03									
Total	174	0.21	Total			Total	82,290	98.91			

126. Danuwar (82652)

Districts	N	%	Districts	N	%	Districts	N	%	N	%	
Koshi			Madhesh			Bagmati			Gandaki		
1. Taplejung	16	0.02	1. Saptari	1,137	1.38	1. Dolakha	0	0.00	1. Gorkha	0	0.00
2. Sankhuwasabha	0	0.00	2. Siraha	12,162	14.71	2. Sindhupalchok	3,414	4.13	2. Manang	0	0.00
3. Solukhumbu	0	0.00	3. Dhanusa	6,803	8.23	3. Rasuwa	0	0.00	3. Mustang	0	0.00
4. Okhaldhunga	0	0.00	4. Mahottari	2,542	3.08	4. Dhading	15	0.02	4. Myagdi	0	0.00
5. Khotang	26	0.03	5. Sarlahi	9,060	10.96	5. Nuwakot	143	0.17	5. Kaski	59	0.07
6. Bhojpur	0	0.00	6. Rautahat	1,126	1.36	6. Kathmandu	1,513	1.83	6. Lamjung	11	0.01
7. Dhankuta	12	0.01	7. Bara	251	0.30	7. Bhaktapur	293	0.35	7. Tanahu	0	0.00
8. Terhathum	0	0.00	8. Parsa	44	0.05	8. Lalitpur	1,516	1.83	8. Nawalparasi (East)	11	0.01
9. Panchthar	0	0.00				9. Kavrepalanchok	6,290	7.61	9. Syangja	0	0.00
10. Ilam	97	0.12				10. Ramechhap	0	0.00	10. Parbat	0	0.00
11. Jhapa	2,790	3.38				11. Sindhuli	18,953	22.93	11. Baglung	0	0.00
12. Morang	2,550	3.09				12. Makwanpur	278	0.34			
13. Sunsari	987	1.19				13. Chitawan	129	0.16			
14. Udayapur	10,388	12.57									
Total	16,866	20.41	Total	33,125	40.08	Total	32,544	39.37	Total	81	0.10
Lumbini			Karnali			Sudurpashim					
1. Rukum (East)	0	0.00	1. Dolpa	0	0.00	1. Bajura	0	0.00			
2. Rolpa	0	0.00	2. Mugu	0	0.00	2. Bajhang	0	0.00			
3. Pyuthan	0	0.00	3. Humla	0	0.00	3. Darchula	0	0.00			
4. Gulmi	0	0.00	4. Jumla	0	0.00	4. Baitadi	0	0.00			
5. Arghakhanchi	0	0.00	5. Kalikot	0	0.00	5. Dadeldhura	0	0.00			
6. Palpa	0	0.00	6. Dailekh	0	0.00	6. Doti	0	0.00			
7. Nawalparasi (West)	0	0.00	7. Jajarkot	0	0.00	7. Achham	0	0.00			
8. Rupandehi	16	0.02	8. Rukum (West)	0	0.00	8. Kailali	0	0.00			
9. Kapilbastu	20	0.02	9. Salyan	0	0.00	9. Kanchanpur	0	0.00			
10. Dang	0	0.00	10. Surkhet	0	0.00						
11. Banke	0	0.00									
12. Bardiya	0	0.00									
Total	36	0.04	Total	0	0.00	Total	0	0.00			

127. Santhal (57165)

Districts	N	%	Districts	N	%	Districts	N	%	N	%	
Koshi			Madhesh			Bagmati			Gandaki		
1. Taplejung	0	0.00	1. Saptari	83	0.15	1. Dolakha	0	0.00	1. Gorkha	0	0.00
2. Sankhuwasabha	0	0.00	2. Siraha	12	0.02	2. Sindhupalchok	0	0.00	2. Manang	16	0.03
3. Solukhumbu	0	0.00	3. Dhanusa	14	0.02	3. Rasuwa	0	0.00	3. Mustang	0	0.00
4. Okhaldhunga	0	0.00	4. Mahottari	0	0.00	4. Dhading	12	0.02	4. Myagdi	0	0.00
5. Khotang	0	0.00	5. Sarlahi	0	0.00	5. Nuwakot	0	0.00	5. Kaski	45	0.08
6. Bhojpur	0	0.00	6. Rautahat	0	0.00	6. Kathmandu	201	0.35	6. Lamjung	0	0.00
7. Dhankuta	0	0.00	7. Bara	21	0.04	7. Bhaktapur	27	0.05	7. Tanahu	0	0.00
8. Terhathum	0	0.00	8. Parsa	11	0.02	8. Lalitpur	69	0.12	8. Nawalparasi (East)	0	0.00
9. Panchthar	0	0.00				9. Kavrepalanchok	0	0.00	9. Syangja	0	0.00
10. Ilam	31	0.05				10. Ramechhap	0	0.00	10. Parbat	0	0.00
11. Jhapa	34,622	60.57				11. Sindhuli	0	0.00	11. Baglung	0	0.00
12. Morang	21,571	37.73				12. Makwanpur	17	0.03			
13. Sunsari	223	0.39				13. Chitawan	73	0.13			
14. Udayapur	11	0.02									
Total	56,458	98.76	Total	141	0.25	Total	399	0.70	Total	61	0.11
Lumbini			Karnali			Sudurpashim					
1. Rukum (East)	0	0.00	1. Dolpa	0	0.00	1. Bajura	0	0.00			
2. Rolpa	0	0.00	2. Mugu	0	0.00	2. Bajhang	0	0.00			
3. Pyuthan	0	0.00	3. Humla	0	0.00	3. Darchula	0	0.00			
4. Gulmi	0	0.00	4. Jumla	0	0.00	4. Baitadi	0	0.00			
5. Arghakhanchi	0	0.00	5. Kalikot	0	0.00	5. Dadeldhura	0	0.00			
6. Palpa	0	0.00	6. Dailekh	0	0.00	6. Doti	0	0.00			
7. Nawalparasi (West)	15	0.03	7. Jajarkot	0	0.00	7. Achham	0	0.00			
8. Rupandehi	53	0.09	8. Rukum (West)	0	0.00	8. Kailali	11	0.02			
9. Kapilbastu	0	0.00	9. Salyan	0	0.00	9. Kanchanpur	0	0.00			
10. Dang	0	0.00	10. Surkhet	0	0.00						
11. Banke	27	0.05									
12. Bardiya	0	0.00									
Total	95	0.17	Total	0	0.00	Total	11	0.02			

128. Oraon/Kudukh (46,738)

Districts	N	%	Districts	N	%	Districts	N	%	Districts	N	%
Koshi			Madhesh			Bagmati			Gandaki		
1. Taplejung	0	0.00	1. Saptari	0	0.00	1. Dolakha	0	0.00	1. Gorkha	0	0.00
2. Sankhuwasabha	0	0.00	2. Siraha	2,029	4.34	2. Sindhupalchok	0	0.00	2. Manang	0	0.00
3. Solukhumbu	0	0.00	3. Dhanusa	770	1.65	3. Rasuwa	0	0.00	3. Mustang	0	0.00
4. Okhaldhunga	0	0.00	4. Mahottari	0	0.00	4. Dhading	0	0.00	4. Myagdi	0	0.00
5. Khotang	0	0.00	5. Sarlahi	281	0.60	5. Nuwakot	0	0.00	5. Kaski	14	0.03
6. Bhojpur	0	0.00	6. Rautahat	0	0.00	6. Kathmandu	166	0.36	6. Lamjung	0	0.00
7. Dhankuta	12	0.03	7. Bara	781	1.67	7. Bhaktapur	0	0.00	7. Tanahu	0	0.00
8. Terhathum	0	0.00	8. Parsa	3,077	6.58	8. Lalitpur	52	0.11	8. Nawalparasi (East)	0	0.00
9. Panchthar	0	0.00				9. Kavrepalanchok	0	0.00	9. Syangja	0	0.00
10. Ilam	60	0.13				10. Ramechhap	0	0.00	10. Parbat	0	0.00
11. Jhapa	2,463	5.27				11. Sindhuli	0	0.00	11. Baglung	0	0.00
12. Morang	7,650	16.37				12. Makwanpur	0	0.00			
13. Sunsari	25,713	55.02				13. Chitawan	0	0.00			
14. Udayapur	95	0.20									
Total	35,993	77.01	Total	6,938	14.84	Total	218	0.47	Total	14	0.03
Lumbini			Karnali			Sudurpashim					
1. Rukum (East)	0	0.00	1. Dolpa	0	0.00	1. Bajura	0	0.00			
2. Rolpa	0	0.00	2. Mugu	0	0.00	2. Bajhang	0	0.00			
3. Pyuthan	0	0.00	3. Humla	0	0.00	3. Darchula	0	0.00			
4. Gulmi	0	0.00	4. Jumla	0	0.00	4. Baitadi	0	0.00			
5. Arghakhanchi	0	0.00	5. Kalikot	0	0.00	5. Dadeldhura	0	0.00			
6. Palpa	0	0.00	6. Dailekh	0	0.00	6. Doti	0	0.00			
7. Nawalparasi (West)	20	0.04	7. Jajarkot	0	0.00	7. Achham	0	0.00			
8. Rupandehi	694	1.48	8. Rukum (West)	0	0.00	8. Kailali	31	0.07			
9. Kapilbastu	2,238	4.79	9. Salyan	0	0.00	9. Kanchanpur	208	0.45			
10. Dang	0	0.00	10. Surkhet	0	0.00						
11. Banke	312	0.67									
12. Bardiya	72	0.15									
Total	3,336	7.14	Total	0	0.00	Total	239	0.51			

129. Gangai (41,353)

Districts	N	%	Districts	N	%	Districts	N	%	Districts	N	%
Koshi			Madhesh			Bagmati			Gandaki		
1. Taplejung	0	0.00	1. Saptari	0	0.00	1. Dolakha	0	0.00	1. Gorkha	0	0.00
2. Sankhuwasabha	0	0.00	2. Siraha	24	0.06	2. Sindhupalchok	0	0.00	2. Manang	0	0.00
3. Solukhumbu	0	0.00	3. Dhanusa	0	0.00	3. Rasuwa	0	0.00	3. Mustang	0	0.00
4. Okhaldhunga	0	0.00	4. Mahottari	0	0.00	4. Dhading	0	0.00	4. Myagdi	0	0.00
5. Khotang	0	0.00	5. Sarlahi	0	0.00	5. Nuwakot	0	0.00	5. Kaski	0	0.00
6. Bhojpur	0	0.00	6. Rautahat	0	0.00	6. Kathmandu	86	0.21	6. Lamjung	0	0.00
7. Dhankuta	0	0.00	7. Bara	10	0.02	7. Bhaktapur	11	0.03	7. Tanahu	0	0.00
8. Terhathum	0	0.00	8. Parsa	0	0.00	8. Lalitpur	0	0.00	8. Nawalparasi (East)	0	0.00
9. Panchthar	0	0.00				9. Kavrepalanchok	0	0.00	9. Syangja	0	0.00
10. Ilam	0	0.00				10. Ramechhap	0	0.00	10. Parbat	0	0.00
11. Jhapa	10,656	25.77				11. Sindhuli	0	0.00	11. Baglung	0	0.00
12. Morang	30,446	73.62				12. Makwanpur	0	0.00			
13. Sunsari	100	0.24				13. Chitawan	0	0.00			
14. Udayapur	0	0.00									
Total	41,202	99.63	Total	34	0.08	Total	97	0.23	Total	0	0.00
Lumbini			Karnali			Sudurpashim					
1. Rukum (East)	0	0.00	1. Dolpa	0	0.00	1. Bajura	0	0.00			
2. Rolpa	0	0.00	2. Mugu	0	0.00	2. Bajhang	0	0.00			
3. Pyuthan	0	0.00	3. Humla	0	0.00	3. Darchula	0	0.00			
4. Gulmi	0	0.00	4. Jumla	0	0.00	4. Baitadi	0	0.00			
5. Arghakhanchi	0	0.00	5. Kalikot	0	0.00	5. Dadeldhura	0	0.00			
6. Palpa	0	0.00	6. Dailekh	0	0.00	6. Doti	0	0.00			
7. Nawalparasi (West)	0	0.00	7. Jajarkot	0	0.00	7. Achham	0	0.00			
8. Rupandehi	0	0.00	8. Rukum (West)	0	0.00	8. Kailali	0	0.00			
9. Kapilbastu	0	0.00	9. Salyan	0	0.00	9. Kanchanpur	0	0.00			
10. Dang	0	0.00	10. Surkhet	20	0.05						
11. Banke	0	0.00									
12. Bardiya	0	0.00									
Total	0	0.00	Total	20	0.05	Total	0	0.00			

130. Dhimal (25,540)

Districts	N	%	Districts	N	%	Districts	N	%	Districts	N	%
Koshi			Madhesh			Bagmati			Gandaki		
1. Taplejung	0	0.00	1. Saptari	0	0.00	1. Dolakha	0	0.00	1. Gorkha	0	0.00
2. Sankhuwasabha	0	0.00	2. Siraha	10	0.04	2. Sindhupalchok	0	0.00	2. Manang	0	0.00
3. Solukhumbu	0	0.00	3. Dhanusa	16	0.06	3. Rasuwa	0	0.00	3. Mustang	0	0.00
4. Okhaldhunga	0	0.00	4. Mahottari	0	0.00	4. Dhading	11	0.04	4. Myagdi	0	0.00
5. Khotang	0	0.00	5. Sarlahi	0	0.00	5. Nuwakot	0	0.00	5. Kaski	38	0.15
6. Bhojpur	18	0.07	6. Rautahat	42	0.16	6. Kathmandu	598	2.34	6. Lamjung	0	0.00
7. Dhankuta	15	0.06	7. Bara	16	0.06	7. Bhaktapur	83	0.32	7. Tanahu	13	0.05
8. Terhathum	0	0.00	8. Parsa	13	0.05	8. Lalitpur	84	0.33	8. Nawalparasi (East)	0	0.00
9. Panchthar	0	0.00				9. Kavrepalanchok	95	0.37	9. Syangja	0	0.00
10. Ilam	139	0.54				10. Ramechhap	0	0.00	10. Parbat	0	0.00
11. Jhapa	10,460	40.96				11. Sindhuli	0	0.00	11. Baglung	11	0.04
12. Morang	13,493	52.83				12. Makwanpur	17	0.07			
13. Sunsari	278	1.09				13. Chitawan	21	0.08			
14. Udayapur	0	0.00									
Total	24,403	95.55	Total	97	0.38	Total	909	3.56	Total	62	0.24
Lumbini			Karnali			Sudurpashim					
1. Rukum (East)	0	0.00	1. Dolpa	0	0.00	1. Bajura	0	0.00			
2. Rolpa	0	0.00	2. Mugu	0	0.00	2. Bajhang	0	0.00			
3. Pyuthan	0	0.00	3. Humla	0	0.00	3. Darchula	0	0.00			
4. Gulmi	0	0.00	4. Jumla	0	0.00	4. Baitadi	0	0.00			
5. Arghakhanchi	0	0.00	5. Kalikot	0	0.00	5. Dadeldhura	0	0.00			
6. Palpa	0	0.00	6. Dailekh	0	0.00	6. Doti	0	0.00			
7. Nawalparasi (West)	13	0.05	7. Jajarkot	20	0.08	7. Achham	0	0.00			
8. Rupandehi	19	0.07	8. Rukum (West)	0	0.00	8. Kailali	0	0.00			
9. Kapilbastu	0	0.00	9. Salyan	0	0.00	9. Kanchanpur	0	0.00			
10. Dang	0	0.00	10. Surkhet	0	0.00						
11. Banke	17	0.07									
12. Bardiya	0	0.00									
Total	49	0.19	Total	20	0.08	Total	0	0.00			

131. Khawas (22,484)

Districts	N	%	Districts	N	%	Districts	N	%	Districts	N	%
Koshi			Madhesh			Bagmati			Gandaki		
1. Taplejung	244	1.09	1. Saptari	10	0.04	1. Dolakha	47	0.21	1. Gorkha	140	0.62
2. Sankhuwasabha	97	0.43	2. Siraha	0	0.00	2. Sindhupalchok	15	0.07	2. Manang	0	0.00
3. Solukhumbu	0	0.00	3. Dhanusa	0	0.00	3. Rasuwa	0	0.00	3. Mustang	0	0.00
4. Okhaldhunga	15	0.07	4. Mahottari	0	0.00	4. Dhading	10	0.04	4. Myagdi	0	0.00
5. Khotang	28	0.12	5. Sarlahi	11	0.05	5. Nuwakot	14	0.06	5. Kaski	141	0.63
6. Bhojpur	72	0.32	6. Rautahat	14	0.06	6. Kathmandu	326	1.45	6. Lamjung	155	0.69
7. Dhankuta	47	0.21	7. Bara	0	0.00	7. Bhaktapur	42	0.19	7. Tanahu	173	0.77
8. Terhathum	94	0.42	8. Parsa	182	0.81	8. Lalitpur	88	0.39	8. Nawalparasi (East)	0	0.00
9. Panchthar	88	0.39				9. Kavrepalanchok	0	0.00	9. Syangja	635	2.82
10. Ilam	441	1.96				10. Ramechhap	22	0.10	10. Parbat	0	0.00
11. Jhapa	1,535	6.83				11. Sindhuli	0	0.00	11. Baglung	13	0.06
12. Morang	13,926	61.94				12. Makwanpur	0	0.00			
13. Sunsari	2,308	10.27				13. Chitawan	46	0.20			
14. Udayapur	22	0.10									
Total	18,917	84.14	Total			Total	610	2.71	Total	1,257	5.59
Lumbini			Karnali			Sudurpashim					
1. Rukum (East)	0	0.00	1. Dolpa	0	0.00	1. Bajura	0	0.00			
2. Rolpa	0	0.00	2. Mugu	0	0.00	2. Bajhang	0	0.00			
3. Pyuthan	0	0.00	3. Humla	0	0.00	3. Darchula	0	0.00			
4. Gulmi	46	0.20	4. Jumla	0	0.00	4. Baitadi	0	0.00			
5. Arghakhanchi	0	0.00	5. Kalikot	0	0.00	5. Dadeldhura	23	0.10			
6. Palpa	41	0.18	6. Dailekh	23	0.10	6. Doti	0	0.00			
7. Nawalparasi (West)	816	3.63	7. Jajarkot	0	0.00	7. Achham	0	0.00			
8. Rupandehi	516	2.29	8. Rukum (West)	0	0.00	8. Kailali	0	0.00			
9. Kapilbastu	0	0.00	9. Salyan	0	0.00	9. Kanchanpur	0	0.00			
10. Dang	0	0.00	10. Surkhet	0	0.00						
11. Banke	18	0.08									
12. Bardiya	0	0.00									
Total	1,437	6.39	Total	23	0.10	Total	23	0.10			

132. Tajpuriya (20,914)

Districts	N	%	Districts	N	%	Districts	N	%	Districts	N	%
Koshi			Madhesh			Bagmati			Gandaki		
1. Taplejung	0	0.00	1. Saptari	0	0.00	1. Dolakha	0	0.00	1. Gorkha	0	0.00
2. Sankhuwasabha	10	0.05	2. Siraha	10	0.05	2. Sindhupalchok	0	0.00	2. Manang	0	0.00
3. Solukhumbu	0	0.00	3. Dhanusa	0	0.00	3. Rasuwa	0	0.00	3. Mustang	0	0.00
4. Okhaldhunga	0	0.00	4. Mahottari	0	0.00	4. Dhading	0	0.00	4. Myagdi	0	0.00
5. Khotang	0	0.00	5. Sarlahi	0	0.00	5. Nuwakot	0	0.00	5. Kaski	0	0.00
6. Bhojpur	0	0.00	6. Rautahat	0	0.00	6. Kathmandu	232	1.11	6. Lamjung	0	0.00
7. Dhankuta	0	0.00	7. Bara	0	0.00	7. Bhaktapur	15	0.07	7. Tanahu	0	0.00
8. Terhathum	0	0.00	8. Parsa	0	0.00	8. Lalitpur	40	0.19	8. Nawalparasi (East)	0	0.00
9. Panchthar	0	0.00				9. Kavrepalanchok	0	0.00	9. Syangja	0	0.00
10. Ilam	0	0.00				10. Ramechhap	0	0.00	10. Parbat	0	0.00
11. Jhapa	13,376	63.96				11. Sindhuli	0	0.00	11. Baglung	0	0.00
12. Morang	7145	34.16				12. Makwanpur	19	0.09			
13. Sunsari	54	0.26				13. Chitawan	13	0.06			
14. Udayapur	0	0.00									
Total	20,585	98.43	Total	10	0.05	Total	319	1.53	Total	0	0.00
Lumbini			Karnali			Sudurpashim					
1. Rukum (East)	0	0.00	1. Dolpa	0	0.00	1. Bajura	0	0.00			
2. Rolpa	0	0.00	2. Mugu	0	0.00	2. Bajhang	0	0.00			
3. Pyuthan	0	0.00	3. Humla	0	0.00	3. Darchula	0	0.00			
4. Gulmi	0	0.00	4. Jumla	0	0.00	4. Baitadi	0	0.00			
5. Arghakhanchi	0	0.00	5. Kalikot	0	0.00	5. Dadeldhura	0	0.00			
6. Palpa	0	0.00	6. Dailekh	0	0.00	6. Doti	0	0.00			
7. Nawalparasi (West)	0	0.00	7. Jajarkot	0	0.00	7. Achham	0	0.00			
8. Rupandehi	0	0.00	8. Rukum (West)	0	0.00	8. Kailali	0	0.00			
9. Kapilbastu	0	0.00	9. Salyan	0	0.00	9. Kanchanpur	0	0.00			
10. Dang	0	0.00	10. Surkhet	0	0.00						
11. Banke	0	0.00									
12. Bardiya	0	0.00									
Total	0	0.00	Total	0	0.00	Total	0	0.00			

133. Gondh/Gond (12,234)

Districts	N	%	Districts	N	%	Districts	N	%	Districts	N	%
Koshi			Madhesh			Bagmati			Gandaki		
1. Taplejung	0	0.00	1. Saptari	0	0.00	1. Dolakha	0	0.00	1. Gorkha	0	0.00
2. Sankhuwasabha	0	0.00	2. Siraha	0	0.00	2. Sindhupalchok	0	0.00	2. Manang	0	0.00
3. Solukhumbu	0	0.00	3. Dhanusa	0	0.00	3. Rasuwa	0	0.00	3. Mustang	0	0.00
4. Okhaldhunga	0	0.00	4. Mahottari	0	0.00	4. Dhading	0	0.00	4. Myagdi	0	0.00
5. Khotang	0	0.00	5. Sarlahi	0	0.00	5. Nuwakot	0	0.00	5. Kaski	0	0.00
6. Bhojpur	0	0.00	6. Rautahat	0	0.00	6. Kathmandu	0	0.00	6. Lamjung	0	0.00
7. Dhankuta	0	0.00	7. Bara	2,352	19.23	7. Bhaktapur	0	0.00	7. Tanahu	0	0.00
8. Terhathum	0	0.00	8. Parsa	5,469	44.70	8. Lalitpur	0	0.00	8. Nawalparasi (East)	0	0.00
9. Panchthar	0	0.00				9. Kavrepalanchok	0	0.00	9. Syangja	0	0.00
10. Ilam	0	0.00				10. Ramechhap	0	0.00	10. Parbat	0	0.00
11. Jhapa	0	0.00				11. Sindhuli	0	0.00	11. Baglung	0	0.00
12. Morang	148	1.21				12. Makwanpur	61	0.50			
13. Sunsari	0	0.00				13. Chitawan	0	0.00			
14. Udayapur	0	0.00									
Total	148	1.21	Total	7,821	63.93	Total	61	0.50	Total		
Lumbini			Karnali			Sudurpashim					
1. Rukum (East)	0	0.00	1. Dolpa	0	0.00	1. Bajura	0	0.00			
2. Rolpa	0	0.00	2. Mugu	0	0.00	2. Bajhang	0	0.00			
3. Pyuthan	0	0.00	3. Humla	0	0.00	3. Darchula	0	0.00			
4. Gulmi	0	0.00	4. Jumla	0	0.00	4. Baitadi	0	0.00			
5. Arghakhanchi	0	0.00	5. Kalikot	0	0.00	5. Dadeldhura	0	0.00			
6. Palpa	0	0.00	6. Dailekh	0	0.00	6. Doti	0	0.00			
7. Nawalparasi (West)	118	0.96	7. Jajarkot	0	0.00	7. Achham	0	0.00			
8. Rupandehi	236	1.93	8. Rukum (West)	0	0.00	8. Kailali	0	0.00			
9. Kapilbastu	0	0.00	9. Salyan	0	0.00	9. Kanchanpur	0	0.00			
10. Dang	1,990	16.27	10. Surkhet	0	0.00						
11. Banke	1,860	15.20									
12. Bardiya	4,204	34.36									
Total	0	0.00	Total	0	0.00	Total	0	0.00			

134. Kewarat (8805)

Districts	N	%	Districts	N	%	Districts	N	%	Districts	N	%
Koshi			Madhesh			Bagmati			Gandaki		
1. Taplejung	0	0.00	1. Saptari	0	0.00	1. Dolakha	0	0.00	1. Gorkha	0	0.00
2. Sankhuwasabha	0	0.00	2. Siraha	0	0.00	2. Sindhupalchok	0	0.00	2. Manang	0	0.00
3. Solukhumbu	0	0.00	3. Dhanusa	0	0.00	3. Rasuwa	0	0.00	3. Mustang	0	0.00
4. Okhaldhunga	0	0.00	4. Mahottari	0	0.00	4. Dhading	0	0.00	4. Myagdi	0	0.00
5. Khotang	0	0.00	5. Sarlahi	0	0.00	5. Nuwakot	0	0.00	5. Kaski	0	0.00
6. Bhojpur	0	0.00	6. Rautahat	0	0.00	6. Kathmandu	11	0.12	6. Lamjung	0	0.00
7. Dhankuta	0	0.00	7. Bara	0	0.00	7. Bhaktapur	0	0.00	7. Tanahu	0	0.00
8. Terhathum	0	0.00	8. Parsa	0	0.00	8. Lalitpur	0	0.00	8. Nawalparasi (East)	0	0.00
9. Panchthar	0	0.00				9. Kavrepalanchok	0	0.00	9. Syangja	0	0.00
10. Ilam	0	0.00				10. Ramechhap	0	0.00	10. Parbat	0	0.00
11. Jhapa	77	0.87				11. Sindhuli	0	0.00	11. Baglung	0	0.00
12. Morang	8,693	98.73				12. Makwanpur	0	0.00			
13. Sunsari	24	0.27				13. Chitawan	0	0.00			
14. Udayapur	0	0.00									
Total	8,794	99.88	Total	0	0.00	Total	11	0.12	Total	0	0.00
Lumbini			Karnali			Sudurpashim					
1. Rukum (East)	0	0.00	1. Dolpa	0	0.00	1. Bajura	0	0.00			
2. Rolpa	0	0.00	2. Mugu	0	0.00	2. Bajhang	0	0.00			
3. Pyuthan	0	0.00	3. Humla	0	0.00	3. Darchula	0	0.00			
4. Gulmi	0	0.00	4. Jumla	0	0.00	4. Baitadi	0	0.00			
5. Arghakhanchi	0	0.00	5. Kalikot	0	0.00	5. Dadeldhura	0	0.00			
6. Palpa	0	0.00	6. Dailekh	0	0.00	6. Doti	0	0.00			
7. Nawalparasi (West)	0	0.00	7. Jajarkot	0	0.00	7. Achham	0	0.00			
8. Rupandehi	0	0.00	8. Rukum (West)	0	0.00	8. Kailali	0	0.00			
9. Kapilbastu	0	0.00	9. Salyan	0	0.00	9. Kanchanpur	0	0.00			
10. Dang	0	0.00	10. Surkhet	0	0.00						
11. Banke	0	0.00									
12. Bardiya	0	0.00									
Total	0	0.00	Total	0	0.00	Total	0	0.00			

135. Meche (5,118)

Districts	N	%	Districts	N	%	Districts	N	%	Districts	N	%
Koshi			Madhesh			Bagmati			Gandaki		
1. Taplejung	0	0.00	1. Saptari	0	0.00	1. Dolakha	0	0.00	1. Gorkha	0	0.00
2. Sankhuwasabha	0	0.00	2. Siraha	0	0.00	2. Sindhupalchok	0	0.00	2. Manang	0	0.00
3. Solukhumbu	0	0.00	3. Dhanusa	0	0.00	3. Rasuwa	0	0.00	3. Mustang	0	0.00
4. Okhaldhunga	0	0.00	4. Mahottari	0	0.00	4. Dhading	0	0.00	4. Myagdi	0	0.00
5. Khotang	0	0.00	5. Sarlahi	0	0.00	5. Nuwakot	0	0.00	5. Kaski	0	0.00
6. Bhojpur	0	0.00	6. Rautahat	0	0.00	6. Kathmandu	29	0.57	6. Lamjung	0	0.00
7. Dhankuta	0	0.00	7. Bara	39	0.76	7. Bhaktapur	0	0.00	7. Tanahu	0	0.00
8. Terhathum	0	0.00	8. Parsa	0	0.00	8. Lalitpur	11	0.21	8. Nawalparasi (East)	0	0.00
9. Panchthar	0	0.00		0	0.00	9. Kavrepalanchok	0	0.00	9. Syangja	0	0.00
10. Ilam	18	0.35				10. Ramechhap	0	0.00	10. Parbat	0	0.00
11. Jhapa	4,864	95.04				11. Sindhuli	0	0.00	11. Baglung	0	0.00
12. Morang	30	0.59				12. Makwanpur	0	0.00			
13. Sunsari	79	1.54				13. Chitawan	0	0.00			
14. Udayapur	0	0.00									
Total	4,991	97.52	Total	39	0.76	Total	40	0.78	Total	0	0.00
Lumbini			Karnali			Sudurpashim					
1. Rukum (East)	0	0.00	1. Dolpa	0	0.00	1. Bajura	0	0.00			
2. Rolpa	0	0.00	2. Mugu	0	0.00	2. Bajhang	0	0.00			
3. Pyuthan	0	0.00	3. Humla	0	0.00	3. Darchula	0	0.00			
4. Gulmi	0	0.00	4. Jumla	0	0.00	4. Baitadi	0	0.00			
5. Arghakhanchi	0	0.00	5. Kalikot	0	0.00	5. Dadedhura	0	0.00			
6. Palpa	0	0.00	6. Dailekh	0	0.00	6. Doti	0	0.00			
7. Nawalparasi (West)	0	0.00	7. Jajarkot	0	0.00	7. Achham	0	0.00			
8. Rupandehi	19	0.37	8. Rukum (West)	0	0.00	8. Kailali	0	0.00			
9. Kapilbastu	0	0.00	9. Salyan	0	0.00	9. Kanchanpur	0	0.00			
10. Dang	0	0.00	10. Surkhet	0	0.00						
11. Banke	29	0.57									
12. Bardiya	0	0.00									
Total	48	0.94	Total	0	0.00	Total	0	0.00			

136. Munda (3,546)

Districts	N	%	Districts	N	%	Districts	N	%	Districts	N	%
Koshi			Madhesh			Bagmati			Gandaki		
1. Taplejung	0	0.00	1. Saptari	0	0.00	1. Dolakha	0	0.00	1. Gorkha	0	0.00
2. Sankhuwasabha	0	0.00	2. Siraha	0	0.00	2. Sindhupalchok	0	0.00	2. Manang	0	0.00
3. Solukhumbu	0	0.00	3. Dhanusa	0	0.00	3. Rasuwa	0	0.00	3. Mustang	0	0.00
4. Okhaldhunga	0	0.00	4. Mahottari	0	0.00	4. Dhading	0	0.00	4. Myagdi	0	0.00
5. Khotang	0	0.00	5. Sarlahi	0	0.00	5. Nuwakot	0	0.00	5. Kaski	0	0.00
6. Bhojpur	0	0.00	6. Rautahat	0	0.00	6. Kathmandu	21	0.59	6. Lamjung	0	0.00
7. Dhankuta	0	0.00	7. Bara	0	0.00	7. Bhaktapur	0	0.00	7. Tanahu	0	0.00
8. Terhathum	0	0.00	8. Parsa	0	0.00	8. Lalitpur	0	0.00	8. Nawalparasi (East)	0	0.00
9. Panchthar	0	0.00				9. Kavrepalanchok	0	0.00	9. Syangja	0	0.00
10. Ilam	19	0.54				10. Ramechhap	0	0.00	10. Parbat	0	0.00
11. Jhapa	871	24.56				11. Sindhuli	0	0.00	11. Baglung	0	0.00
12. Morang	1,916	54.03				12. Makwanpur	0	0.00			
13. Sunsari	674	19.01				13. Chitawan	0	0.00			
14. Udayapur	45	1.27									
Total	3,525	99.41	Total	0	0.00	Total	21	0.59	Total	0	0.00
Lumbini			Karnali			Sudurpashim					
1. Rukum (East)	0	0.00	1. Dolpa	0	0.00	1. Bajura	0	0.00			
2. Rolpa	0	0.00	2. Mugu	0	0.00	2. Bajhang	0	0.00			
3. Pyuthan	0	0.00	3. Humla	0	0.00	3. Darchula	0	0.00			
4. Gulmi	0	0.00	4. Jumla	0	0.00	4. Baitadi	0	0.00			
5. Arghakhanchi	0	0.00	5. Kalikot	0	0.00	5. Dadeldhura	0	0.00			
6. Palpa	0	0.00	6. Dailekh	0	0.00	6. Doti	0	0.00			
7. Nawalparasi (West)	0	0.00	7. Jajarkot	0	0.00	7. Achham	0	0.00			
8. Rupandehi	0	0.00	8. Rukum (West)	0	0.00	8. Kailali	0	0.00			
9. Kapilbastu	0	0.00	9. Salyan	0	0.00	9. Kanchanpur	0	0.00			
10. Dang	0	0.00	10. Surkhet	0	0.00						
11. Banke	0	0.00									
12. Bardiya	0	0.00									
Total	0	0.00	Total	0	0.00	Total	0	0.00			

137. Patharkatta/Kushwadiya (3,293)

Districts	N	%	Districts	N	%	Districts	N	%	Districts	N	%
Koshi			Madhesh			Bagmati			Gandaki		
1. Taplejung	0	0.00	1. Saptari	0	0.00	1. Dolakha	0	0.00	1. Gorkha	0	0.00
2. Sankhuwasabha	0	0.00	2. Siraha	0	0.00	2. Sindhupalchok	0	0.00	2. Manang	0	0.00
3. Solukhumbu	0	0.00	3. Dhanusa	46	1.40	3. Rasuwa	0	0.00	3. Mustang	0	0.00
4. Okhaldhunga	0	0.00	4. Mahottari	14	0.43	4. Dhading	0	0.00	4. Myagdi	0	0.00
5. Khotang	0	0.00	5. Sarlahi	44	1.34	5. Nuwakot	0	0.00	5. Kaski	0	0.00
6. Bhojpur	0	0.00	6. Rautahat	43	1.31	6. Kathmandu	42	1.28	6. Lamjung	0	0.00
7. Dhankuta	0	0.00	7. Bara	86	2.61	7. Bhaktapur	0	0.00	7. Tanahu	0	0.00
8. Terhathum	0	0.00	8. Parsa	0	0.00	8. Lalitpur	0	0.00	8. Nawalparasi (East)	0	0.00
9. Panchthar	0	0.00				9. Kavrepalanchok	0	0.00	9. Syangja	0	0.00
10. Ilam	0	0.00				10. Ramechhap	0	0.00	10. Parbat	0	0.00
11. Jhapa	12	0.36				11. Sindhuli	0	0.00	11. Baglung	0	0.00
12. Morang	40	1.21				12. Makwanpur	0	0.00			
13. Sunsari	25	0.76				13. Chitawan	15	0.46			
14. Udayapur	0	0.00									
Total	77	2.34	Total	233	7.08	Total	57	1.73	Total	0	0.00
Lumbini			Karnali			Sudurpashim					
1. Rukum (East)	0	0.00	1. Dolpa	0	0.00	1. Bajura	0	0.00			
2. Rolpa	0	0.00	2. Mugu	0	0.00	2. Bajhang	0	0.00			
3. Pyuthan	0	0.00	3. Humla	0	0.00	3. Darchula	0	0.00			
4. Gulmi	0	0.00	4. Jumla	0	0.00	4. Baitadi	0	0.00			
5. Arghakhanchi	0	0.00	5. Kalikot	0	0.00	5. Dadeldhura	0	0.00			
6. Palpa	0	0.00	6. Dailekh	0	0.00	6. Doti	0	0.00			
7. Nawalparasi (West)	298	9.05	7. Jajarkot	0	0.00	7. Achham	0	0.00			
8. Rupandehi	608	18.46	8. Rukum (West)	0	0.00	8. Kailali	0	0.00			
9. Kapilbastu	664	20.16	9. Salyan	0	0.00	9. Kanchanpur	0	0.00			
10. Dang	19	0.58	10. Surkhet	0	0.00						
11. Banke	703	21.35									
12. Bardiya	634	19.25									
Total	2,926	88.86	Total	0	0.00	Total	0	0.00			

138. Kisan (1,451)

Districts	N	%	Districts	N	%	Districts	N	%	Districts	N	%
Koshi			Madhesh			Bagmati			Gandaki		
1. Taplejung	0	0.00	1. Saptari	0	0.00	1. Dolakha	0	0.00	1. Gorkha	0	0.00
2. Sankhuwasabha	0	0.00	2. Siraha	0	0.00	2. Sindhupalchok	0	0.00	2. Manang	0	0.00
3. Solukhumbu	0	0.00	3. Dhanusa	0	0.00	3. Rasuwa	0	0.00	3. Mustang	0	0.00
4. Okhaldhunga	0	0.00	4. Mahottari	0	0.00	4. Dhading	0	0.00	4. Myagdi	0	0.00
5. Khotang	0	0.00	5. Sarlahi	0	0.00	5. Nuwakot	0	0.00	5. Kaski	0	0.00
6. Bhojpur	0	0.00	6. Rautahat	0	0.00	6. Kathmandu	31	2.14	6. Lamjung	0	0.00
7. Dhankuta	0	0.00	7. Bara	0	0.00	7. Bhaktapur	0	0.00	7. Tanahu	0	0.00
8. Terhathum	0	0.00	8. Parsa	0	0.00	8. Lalitpur	0	0.00	8. Nawalparasi (East)	0	0.00
9. Panchthar	0	0.00				9. Kavrepalanchok	0	0.00	9. Syangja	0	0.00
10. Ilam	10	0.69				10. Ramechhap	0	0.00	10. Parbat	0	0.00
11. Jhapa	1,221	84.15				11. Sindhuli	0	0.00	11. Baglung	0	0.00
12. Morang	58	4.00				12. Makwanpur	0	0.00			
13. Sunsari	69	4.76				13. Chitawan	12	0.83			
14. Udayapur	0	0.00									
Total	1,358	93.59	Total	0	0.00	Total	43	2.96	Total	0	0.00
Lumbini			Karnali			Sudurpashim					
1. Rukum (East)	0	0.00	1. Dolpa	0	0.00	1. Bajura	0	0.00			
2. Rolpa	0	0.00	2. Mugu	0	0.00	2. Bajhang	0	0.00			
3. Pyuthan	0	0.00	3. Humla	0	0.00	3. Darchula	0	0.00			
4. Gulmi	0	0.00	4. Jumla	0	0.00	4. Baitadi	0	0.00			
5. Arghakhanchi	0	0.00	5. Kalikot	0	0.00	5. Dadeldhura	0	0.00			
6. Palpa	0	0.00	6. Dailekh	0	0.00	6. Doti	0	0.00			
7. Nawalparasi (West)	11	0.76	7. Jajarkot	0	0.00	7. Achham	0	0.00			
8. Rupandehi	12	0.83	8. Rukum (West)	0	0.00	8. Kailali	0	0.00			
9. Kapilbastu	0	0.00	9. Salyan	0	0.00	9. Kanchanpur	0	0.00			
10. Dang	0	0.00	10. Surkhet	0	0.00						
11. Banke	0	0.00									
12. Bardiya	27	1.86									
Total	50	3.45	Total	0	0.00	Total	0	0.00			

139. Koche (749)

Districts	N	%	Districts	N	%	Districts	N	%	Districts	N	%
Koshi			Madhesh			Bagmati			Gandaki		
1. Taplejung	0	0.00	1. Saptari	0	0.00	1. Dolakha	0	0.00	1. Gorkha	11	1.47
2. Sankhuwasabha	0	0.00	2. Siraha	0	0.00	2. Sindhupalchok	0	0.00	2. Manang	0	0.00
3. Solukhumbu	0	0.00	3. Dhanusa	0	0.00	3. Rasuwa	0	0.00	3. Mustang	0	0.00
4. Okhaldhunga	0	0.00	4. Mahottari	0	0.00	4. Dhading	0	0.00	4. Myagdi	0	0.00
5. Khotang	0	0.00	5. Sarlahi	0	0.00	5. Nuwakot	0	0.00	5. Kaski	0	0.00
6. Bhojpur	0	0.00	6. Rautahat	0	0.00	6. Kathmandu	24	3.20	6. Lamjung	0	0.00
7. Dhankuta	0	0.00	7. Bara	0	0.00	7. Bhaktapur	0	0.00	7. Tanahu	12	1.60
8. Terhathum	0	0.00	8. Parsa	0	0.00	8. Lalitpur	0	0.00	8. Nawalparasi (East)	0	0.00
9. Panchthar	0	0.00				9. Kavrepalanchok	0	0.00	9. Syangja	0	0.00
10. Ilam	0	0.00				10. Ramechhap	0	0.00	10. Parbat	0	0.00
11. Jhapa	582	77.70				11. Sindhuli	0	0.00	11. Baglung	0	0.00
12. Morang	120	16.02				12. Makwanpur	0	0.00		11	1.47
13. Sunsari	0	0.00				13. Chitawan	0	0.00			
14. Udayapur	0	0.00									
Total	702	93.72	Total	0	0.00	Total	24	3.20	Total	23	3.07
Lumbini			Karnali			Sudurpashim					
1. Rukum (East)	0	0.00	1. Dolpa	0	0.00	1. Bajura	0	0.00			
2. Rolpa	0	0.00	2. Mugu	0	0.00	2. Bajhang	0	0.00			
3. Pyuthan	0	0.00	3. Humla	0	0.00	3. Darchula	0	0.00			
4. Gulmi	0	0.00	4. Jumla	0	0.00	4. Baitadi	0	0.00			
5. Arghakhanchi	0	0.00	5. Kalikot	0	0.00	5. Dadeldhura	0	0.00			
6. Palpa	0	0.00	6. Dailekh	0	0.00	6. Doti	0	0.00			
7. Nawalparasi (West)	0	0.00	7. Jajarkot	0	0.00	7. Achham	0	0.00			
8. Rupandehi	0	0.00	8. Rukum (West)	0	0.00	8. Kailali	0	0.00			
9. Kapilbastu	0	0.00	9. Salyan	0	0.00	9. Kanchanpur	0	0.00			
10. Dang	0	0.00	10. Surkhet	0	0.00						
11. Banke	0	0.00									
12. Bardiya	0	0.00									
Total	0	0.00	Total	0	0.00	Total	0	0.00			

G. Religious/Linguistic Groups (1,434,082)

140. Musalman(1,418,645)

Districts	N	%	Districts	N	%	Districts	N	%	Districts	N	%
Koshi			Madhesh			Bagmati			Gandaki		
1. Taplejung	14	0.00	1. Saptari	67,314	4.74	1. Dolakha	71	0.01	1. Gorkha	3,288	0.23
2. Sankhuwasabha	32	0.00	2. Siraha	60,150	4.24	2. Sindhupalchok	64	0.00	2. Manang	0	0.00
3. Solukhumbu	0	0.00	3. Dhanusa	79,803	5.63	3. Rasuwa	11	0.00	3. Mustang	19	0.00
4. Okhaldhunga	0	0.00	4. Mahottari	107,373	7.57	4. Dhading	1,021	0.07	4. Myagdi	138	0.01
5. Khotang	21	0.00	5. Sarlahi	73,532	5.18	5. Nuwakot	395	0.03	5. Kaski	4,153	0.29
6. Bhojpur	15	0.00	6. Rautahat	182,206	12.84	6. Kathmandu	16,807	1.18	6. Lamjung	1,043	0.07
7. Dhankuta	98	0.01	7. Bara	110,140	7.76	7. Bhaktapur	1,553	0.11	7. Tanahu	4,416	0.31
8. Terhathum	12	0.00	8. Parsa	112,258	7.91	8. Lalitpur	2,590	0.18	8. Nawalparasi (East)	1,814	0.13
9. Panchthar	84	0.01				9. Kavrepalanchok	357	0.03	9. Syangja	2,190	0.15
10. Ilam	99	0.01				10. Ramechhap	30	0.00	10. Parbat	536	0.04
11. Jhapa	31,318	2.21				11. Sindhuli	244	0.02	11. Baglung	747	0.05
12. Morang	55,657	3.92				12. Makwanpur	2,736	0.19			
13. Sunsari	112,336	7.92				13. Chitawan	7,007	0.49			
14. Udayapur	2,694	0.19									
Total	202,380	14.27	Total	792,776	55.88	Total	32,886	2.32	Total	18,344	1.29
Lumbini			Karnali			Sudurpashim					
1. Rukum (East)	0	0.00	1. Dolpa	27	0.00	1. Bajura	120	0.01			
2. Rolpa	270	0.02	2. Mugu	13	0.00	2. Bajhang	0	0.00			
3. Pyuthan	745	0.05	3. Humla	0	0.00	3. Darchula	0	0.00			
4. Gulmi	494	0.03	4. Jumla	68	0.00	4. Baitadi	0	0.00			
5. Arghakhanchi	1,180	0.08	5. Kalikot	0	0.00	5. Dadeldhura	31	0.00			
6. Palpa	1,297	0.09	6. Dailekh	473	0.03	6. Doti	0	0.00			
7. Nawalparasi (West)	25,862	1.82	7. Jajarkot	67	0.00	7. Achham	209	0.01			
8. Rupandehi	86,325	6.09	8. Rukum (West)	92	0.01	8. Kailali	3,416	0.24			
9. Kapilbastu	118,839	8.38	9. Salyan	264	0.02	9. Kanchanpur	152	0.01			
10. Dang	6,461	0.46	10. Surkhet	2,191	0.15						
11. Banke	110,333	7.78									
12. Bardiya	13,330	0.94									
Total	365,136	25.74	Total	3,195	0.23	Total	3,928	0.28			

141. Bangali (13,674)

Districts	N	%	Districts	N	%	Districts	N	%	Districts	N	%
Koshi			Madhesh			Bagmati			Gandaki		
1. Taplejung	0	0.00	1. Saptari	95	0.69	1. Dolakha	0	0.00	1. Gorkha	0	0.00
2. Sankhuwasabha	0	0.00	2. Siraha	122	0.89	2. Sindhupalchok	0	0.00	2. Manang	0	0.00
3. Solukhumbu	0	0.00	3. Dhanusa	87	0.64	3. Rasuwa	0	0.00	3. Mustang	0	0.00
4. Okhaldhunga	0	0.00	4. Mahottari	0	0.00	4. Dhading	0	0.00	4. Myagdi	0	0.00
5. Khotang	0	0.00	5. Sarlahi	35	0.26	5. Nuwakot	12	0.09	5. Kaski	32	0.23
6. Bhojpur	0	0.00	6. Rautahat	0	0.00	6. Kathmandu	500	3.66	6. Lamjung	0	0.00
7. Dhankuta	0	0.00	7. Bara	74	0.54	7. Bhaktapur	22	0.16	7. Tanahu	0	0.00
8. Terhathum	0	0.00	8. Parsa	117	0.86	8. Lalitpur	86	0.63	8. Nawalparasi (East)	0	0.00
9. Panchthar	0	0.00				9. Kavrepalanchok	0	0.00	9. Syangja	0	0.00
10. Ilam	24	0.18				10. Ramechhap	0	0.00	10. Parbat	0	0.00
11. Jhapa	3,703	27.08				11. Sindhuli	0	0.00	11. Baglung	0	0.00
12. Morang	3,623	26.50				12. Makwanpur	61	0.45		0	0.00
13. Sunsari	4,654	34.04				13. Chitawan	54	0.39			
14. Udayapur	41	0.30									
Total	12,045	88.09	Total	530	3.88	Total	735	5.38	Total	32	0.23
Lumbini			Karnali			Sudurpashim					
1. Rukum (East)	0	0.00	1. Dolpa	0	0.00	1. Bajura	0	0.00			
2. Rolpa	0	0.00	2. Mugu	0	0.00	2. Bajhang	0	0.00			
3. Pyuthan	0	0.00	3. Humla	0	0.00	3. Darchula	0	0.00			
4. Gulmi	0	0.00	4. Jumla	0	0.00	4. Baitadi	0	0.00			
5. Arghakhanchi	0	0.00	5. Kalikot	0	0.00	5. Dadeldhura	0	0.00			
6. Palpa	13	0.10	6. Dailekh	0	0.00	6. Doti	0	0.00			
7. Nawalparasi (West)	0	0.00	7. Jajarkot	0	0.00	7. Achham	0	0.00			
8. Rupandehi	218	1.59	8. Rukum (West)	0	0.00	8. Kailali	0	0.00			
9. Kapilbastu	32	0.23	9. Salyan	0	0.00	9. Kanchanpur	33	0.24			
10. Dang	17	0.12	10. Surkhet	0	0.00						
11. Banke	19	0.14									
12. Bardiya	0	0.00									
Total	299	2.19	Total	0	0.00	Total	33	0.24			

142. Punjabi/Sikh (1,763)

Districts	N	%	Districts	N	%	Districts	N	%	Districts	N	%
Koshi			Madhesh			Bagmati			Gandaki		
1. Taplejung	0	0.00	1. Saptari	0	0.00	1. Dolakha	0	0.00	1. Gorkha	0	0.00
2. Sankhuwasabha	0	0.00	2. Siraha	0	0.00	2. Sindhupalchok	0	0.00	2. Manang	0	0.00
3. Solukhumbu	0	0.00	3. Dhanusa	0	0.00	3. Rasuwa	0	0.00	3. Mustang	0	0.00
4. Okhaldhunga	0	0.00	4. Mahottari	0	0.00	4. Dhading	0	0.00	4. Myagdi	0	0.00
5. Khotang	0	0.00	5. Sarlahi	0	0.00	5. Nuwakot	0	0.00	5. Kaski	14	0.79
6. Bhojpur	0	0.00	6. Rautahat	0	0.00	6. Kathmandu	326	18.49	6. Lamjung	0	0.00
7. Dhankuta	0	0.00	7. Bara	10	0.57	7. Bhaktapur	0	0.00	7. Tanahu	0	0.00
8. Terhathum	0	0.00	8. Parsa	104	5.90	8. Lalitpur	49	2.78	8. Nawalparasi (East)	0	0.00
9. Panchthar	0	0.00				9. Kavrepalanchok	0	0.00	9. Syangja	0	0.00
10. Ilam	12	0.68				10. Ramechhap	0	0.00	10. Parbat	0	0.00
11. Jhapa	65	3.69				11. Sindhuli	0	0.00	11. Baglung	30	1.70
12. Morang	45	2.55				12. Makwanpur	0	0.00			
13. Sunsari	18	1.02				13. Chitawan	0	0.00			
14. Udayapur	0	0.00									
Total	140	7.94	Total	114	6.47	Total	375	21.27	Total	0	0.00
Lumbini			Karnali			Sudurpashim					
1. Rukum (East)	0	0.00	1. Dolpa	0	0.00	1. Bajura	0	0.00			
2. Rolpa	0	0.00	2. Mugu	0	0.00	2. Bajhang	0	0.00			
3. Pyuthan	0	0.00	3. Humla	0	0.00	3. Darchula	0	0.00			
4. Gulmi	0	0.00	4. Jumla	0	0.00	4. Baitadi	0	0.00			
5. Arghakhanchi	0	0.00	5. Kalikot	0	0.00	5. Dadeldhura	0	0.00			
6. Palpa	0	0.00	6. Dailekh	0	0.00	6. Doti	0	0.00			
7. Nawalparasi (West)	15	0.85	7. Jajarkot	0	0.00	7. Achham	0	0.00			
8. Rupandehi	81	4.59	8. Rukum (West)	0	0.00	8. Kailali	11	0.62			
9. Kapilbastu	92	5.22	9. Salyan	0	0.00	9. Kanchanpur	0	0.00			
10. Dang	11	0.62	10. Surkhet	0	0.00						
11. Banke	880	49.91									
12. Bardiya	0	0.00									
Total	1,079	61.20	Total	0	0.00	Total	11	0.62			

H. Others

143. Foreigner (137,372)

Districts	N	%	Districts	N	%	Districts	N	%	Districts	N	%
Koshi			Madhesh			Bagmati			Gandaki		
1. Taplejung	209	0.15	1. Saptari	2,365	1.72	1. Dolakha	153	0.11	1. Gorkha	414	0.30
2. Sankhuwasabha	1,461	1.06	2. Siraha	2,817	2.05	2. Sindhupalchok	366	0.27	2. Manang	12	0.01
3. Solukhumbu	60	0.04	3. Dhanusa	3,210	2.34	3. Rasuwa	56	0.04	3. Mustang	36	0.03
4. Okhaldhunga	14	0.01	4. Mahottari	3,195	2.33	4. Dhading	940	0.68	4. Myagdi	741	0.54
5. Khotang	27	0.02	5. Sarlahi	2,348	1.71	5. Nuwakot	343	0.25	5. Kaski	6,664	4.85
6. Bhojpur	31	0.02	6. Rautahat	2,039	1.48	6. Kathmandu	32,248	23.47	6. Lamjung	405	0.29
7. Dhankuta	173	0.13	7. Bara	4,826	3.51	7. Bhaktapur	1,903	1.39	7. Tanahu	1,806	1.31
8. Terhathum	31	0.02	8. Parsa	6,624	4.82	8. Lalitpur	5,806	4.23	8. Nawalparasi (East)	1,966	1.43
9. Panchthar	176	0.13				9. Kavrepalanchok	771	0.56	9. Syangja	375	0.27
10. Ilam	435	0.32				10. Ramechhap	47	0.03	10. Parbat	234	0.17
11. Jhapa	6,501	4.73				11. Sindhuli	223	0.16	11. Baglung	302	0.22
12. Morang	5,087	3.70				12. Makwanpur	1,888	1.37			
13. Sunsari	4,826	3.51				13. Chitawan	7,026	5.11			
14. Udayapur	223	0.16									
Total	19,254	14.02	Total	27,424	19.96	Total	51,770	37.69	Total	12,955	9.43
Lumbini			Karnali			Sudurpashim					
1. Rukum (East)	0	0.00	1. Dolpa	0	0.00	1. Bajura	0	0.00			
2. Rolpa	23	0.02	2. Mugu	0	0.00	2. Bajhang	12	0.01			
3. Pyuthan	75	0.05	3. Humla	0	0.00	3. Darchula	45	0.03			
4. Gulmi	127	0.09	4. Jumla	43	0.03	4. Baitadi	33	0.02			
5. Arghakhanchi	70	0.05	5. Kalikot	0	0.00	5. Dadeldhura	58	0.04			
6. Palpa	974	0.71	6. Dailekh	15	0.01	6. Doti	150	0.11			
7. Nawalparasi (West)	2,135	1.55	7. Jajarkot	0	0.00	7. Achham	128	0.09			
8. Rupandehi	6,854	4.99	8. Rukum (West)	15	0.01	8. Kailali	4,459	3.25			
9. Kapilbastu	3,051	2.22	9. Salyan	51	0.04	9. Kanchanpur	1,568	1.14			
10. Dang	1,830	1.33	10. Surkhet	561	0.41						
11. Banke	3,089	2.25									
12. Bardiya	603	0.44									
Total	18,831	13.71	Total	685	0.50	Total	6,453	4.70			

144. Others (14,108)

Districts	N	%	Districts	N	%	Districts	N	%	N	%	
Koshi			Madhesh			Bagmati			Gandaki		
1. Taplejung	97	0.69	1. Saptari	98	0.69	1. Dolakha	141	1.00	1. Gorkha	222	1.57
2. Sankhuwasabha	155	1.10	2. Siraha	108	0.77	2. Sindhupalchok	125	0.89	2. Manang	571	4.05
3. Solukhumbu	128	0.91	3. Dhanusa	108	0.77	3. Rasuwa	80	0.57	3. Mustang	111	0.79
4. Okhaldhunga	124	0.88	4. Mahottari	85	0.60	4. Dhading	160	1.13	4. Myagdi	133	0.94
5. Khotang	141	1.00	5. Sarlahi	99	0.70	5. Nuwakot	140	0.99	5. Kaski	101	0.72
6. Bhojpur	114	0.81	6. Rautahat	125	0.89	6. Kathmandu	64	0.45	6. Lamjung	160	1.13
7. Dhankuta	150	1.06	7. Bara	73	0.52	7. Bhaktapur	141	1.00	7. Tanahu	108	0.77
8. Terhathum	122	0.86	8. Parsa	83	0.59	8. Lalitpur	106	0.75	8. Nawalparasi (East)	133	0.94
9. Panchthar	160	1.13			9. Kavrepalanchok	183	1.30	9. Syangja	164	1.16	
10. Ilam	133	0.94			10. Ramechhap	132	0.94	10. Parbat	105	0.74	
11. Jhapa	190	1.35			11. Sindhuli	132	0.94	11. Baglung	161	1.14	
12. Morang	891	6.32			12. Makwanpur	178	1.26				
13. Sunsari	2,725	19.32			13. Chitawan	150	1.06				
14. Udayapur	86	0.61									
Total	5,216	36.97	Total	779	5.52	Total	1,732	12.28	Total	1,969	13.96
Lumbini			Karnali			Sudurpashim					
1. Rukum (East)	67	0.47	1. Dolpa	79	0.56	1. Bajura	77	0.55			
2. Rolpa	140	0.99	2. Mugu	57	0.40	2. Bajhang	72	0.51			
3. Pyuthan	118	0.84	3. Humla	39	0.28	3. Darchula	60	0.43			
4. Gulmi	153	1.08	4. Jumla	84	0.60	4. Baitadi	27	0.19			
5. Arghakhanchi	113	0.80	5. Kalikot	78	0.55	5. Dadeldhura	60	0.43			
6. Palpa	191	1.35	6. Dailekh	115	0.82	6. Doti	78	0.55			
7. Nawalparasi (West)	96	0.68	7. Jajarkot	131	0.93	7. Achham	70	0.50			
8. Rupandehi	62	0.44	8. Rukum (West)	112	0.79	8. Kailali	166	1.18			
9. Kapilbastu	117	0.83	9. Salyan	112	0.79	9. Kanchanpur	149	1.06			
10. Dang	145	1.03	10. Surkhet	164	1.16						
11. Banke	1,254	8.89									
12. Bardiya	226	1.60									
Total	2,682	19.01	Total	971	6.88	Total	759	5.38			

145. Caste/ethnicity not stated (4,326)

Districts	N	%	Districts	N	%	Districts	N	%	Districts	N	%
Koshi			Madhesh			Bagmati			Gandaki		
1. Taplejung	0	0.00	1. Saptari	20	0.46	1. Dolakha	0	0.00	1. Gorkha	0	0.00
2. Sankhuwasabha	0	0.00	2. Siraha	0	0.00	2. Sindhupalchok	10	0.23	2. Manang	0	0.00
3. Solukhumbu	0	0.00	3. Dhanusa	28	0.65	3. Rasuwa	0	0.00	3. Mustang	0	0.00
4. Okhaldhunga	0	0.00	4. Mahottari	0	0.00	4. Dhading	0	0.00	4. Myagdi	18	0.42
5. Khotang	0	0.00	5. Sarlahi	43	0.99	5. Nuwakot	0	0.00	5. Kaski	159	3.68
6. Bhojpur	0	0.00	6. Rautahat	17	0.39	6. Kathmandu	1767	40.85	6. Lamjung	0	0.00
7. Dhankuta	16	0.37	7. Bara	57	1.32	7. Bhaktapur	40	0.92	7. Tanahu	40	0.92
8. Terhathum	0	0.00	8. Parsa	163	3.77	8. Lalitpur	142	3.28	8. Nawalparasi (East)	59	1.36
9. Panchthar	0	0.00				9. Kavrepalanchok	12	0.28	9. Syangja	0	0.00
10. Ilam	0	0.00				10. Ramechhap	0	0.00	10. Parbat	12	0.28
11. Jhapa	51	1.18				11. Sindhuli	0	0.00	11. Baglung	0	0.00
12. Morang	56	1.29				12. Makwanpur	75	1.73			
13. Sunsari	76	1.76				13. Chitawan	122	2.82			
14. Udayapur	22	0.51									
Total	221	5.11	Total	328	7.58	Total	2,168	50.12	Total	288	6.66
Lumbini			Karnali			Sudurpashim					
1. Rukum (East)	0	0.00	1. Dolpa	0	0.00	1. Bajura	0	0.00			
2. Rolpa	0	0.00	2. Mugu	0	0.00	2. Bajhang	0	0.00			
3. Pyuthan	0	0.00	3. Humla	0	0.00	3. Darchula	0	0.00			
4. Gulmi	0	0.00	4. Jumla	0	0.00	4. Baitadi	0	0.00			
5. Arghakhanchi	0	0.00	5. Kalikot	0	0.00	5. Dadeldhura	0	0.00			
6. Palpa	49	1.13	6. Dailekh	0	0.00	6. Doti	0	0.00			
7. Nawalparasi (West)	139	3.21	7. Jajarkot	0	0.00	7. Achham	0	0.00			
8. Rupandehi	394	9.11	8. Rukum (West)	0	0.00	8. Kailali	100	2.31			
9. Kapilbastu	82	1.90	9. Salyan	0	0.00	9. Kanchanpur	34	0.79			
10. Dang	218	5.04	10. Surkhet	36	0.83						
11. Banke	215	4.97									
12. Bardiya	54	1.25									
Total	1,151	26.61	Total	36	0.83	Total	134	3.10			

ANNEX

**Number of Caste/Ethnic Groups by Rural and
Urban Municipality, District and Province**

Koshi Province: Number of caste/ethnic groups by gaun/nagar palika and district (N=130)

District	N	District	N	District	N	District	N	District	N
Taplejung	40	Sankhuwasabha	54	Solukhumbu	35	Okhaldhunga	34	Khotang	45
Phaktanlung Gaunpalika	15	Bhotkholā Gaunpalika	15	Khumbu Pasanglhamu Gaunpalika	19	Chishankhu Gadhi Gaunpalika	19	Kepilasgadhi Gaunpalika	16
Mikwakhola Gaunpalika	15	Makalu Gaunpalika	21	Mahakulung Gaunpalika	10	Siddhicharan Municipality	23	Aiselukharka Gaunpalika	17
Meringden Gaunpalika	11	Silichong Gaunpalika	15	Sotang Gaunpalika	16	Molung Gaunpalika	16	Rawa Besi Gaunpalika	15
Maiwakhola Gaunpalika	12	Chichila Gaunpalika	25	Mapya Dudhkoshi Gaunpalika	12	Khiji Demba Gaunpalika	12	Halesi Tuwachung Municipality	17
Aatharai Tribeni Gaunpalika	18	Sabhapokhari Gaunpalika	21	Thulung Dudhkoshi Gaunpalika	18	Likhu Gaunpalika	16	Diktel Rupakot Majhuwagadhi Mun.	27
Phungling Municipality	23	Khandabari Municipality	44	Necha Salyan Gaunpalika	16	Champadevi Gaunpalika	16	Sakela Gaunpalika	12
Pathivara Yangwarak Gaunpalika	16	Panchakhapan Municipality	20	Solu Dhudhakunda Municipality	22	Sunkoshi Gaunpalika	14	Diprung Chuichumma Gaunpalika	15
Sirijanga Gaunpalika	19	Chainapur Municipality	25	Likhu Pike Gaunpalika	12	Manebhanjyang Gaunpalika	16	Khotelang Gaunpalika	20
Sidingba Gaunpalika	14	Madi Municipality	17					Jante Dhunga Gaunpalika	14
		Dharmadevi Municipality	16					Baraha Pokhari Gaunpalika	15
Bhojpur	47	Dhankuta	50	Terhathum	39	Panchthar	41	Ilam	81
Shadananda Municipality	27	Mahalaxmi Municipality	24	Aatharai Gaunpalika	23	Yangbarak Gaunpalika	18	Mai Jogmai Gaunpalika	31
Salpa Silichho Gaunpalika	24	Pakhribas Municipality	22	Phedap Gaunpalika	16	Hilihan Gaunpalika	17	Sandakpur Gaunpalika	19
Temkemaikum Gaunpalika	14	Chhathar Jorpati Gaunpalika	14	Menchhayayem Gaunpalika	13	Falelung Gaunpalika	16	Ilam Municipality	46
Bhojpur Municipality	27	Dhankuta Municipality	41	Myanglung Municipality	21	Phidim Municipality	31	Deumai Municipality	28
Arun Gaunpalika	23	Shahidbhumi Gaunpalika	16	Laligurans Municipality	23	Falgunanda Gaunpalika	13	Fakfokathum Gaunpalika	22
Pauwa Dunma Gaunpalika	13	Sangurigadhi Gaunpalika	23	Chhathar Gaunpalika	16	Kummayak Gaunpalika	13	Mangsebung Gaunpalika	21
Ramprasad Rai Gaunpalika	16	Chaubise Gaunpalika	20			Tumbewa Gaunpalika	19	Chulachuli Gaunpalika	31
Hatuwagadhi Gaunpalika	15					Miklajung Gaunpalika	23	Mai Municipality	39
Aamchowk Gaunpalika	13							Suryodaya Municipality	45
								Rong Gaunpalika	29
Jhapa	111	Morang	115	Sunsari	113	Udayapur	85		
Mechinagar Municipality	85	Miklajung Gaunpalika	38	Dharan Sub-Metropolitan City	90	Belaka Municipality	55		
Buddhashanti Gaunpalika	57	Letang Municipality	41	Barahachhetra Municipality	80	Chaudandigadhi Municipality	49		
Arjundhara Municipality	73	Kerabari Gaunpalika	37	Koshi Gaunpalika	63	Triyuga Municipality	62		
Kankai Municipality	60	Sundarharaicha Municipality	77	Bhokraha Narsingh Gapa.	40	Rautamai Gaunpalika	21		
Shivasatakshi Municipality	74	Belbari Municipality	70	Ramdhuni Municipality	72	Limchunbung Gaunpalika	16		
Kamal Gaunpalika	58	Kanepokhari Gaunpalika	63	Itahari Sub-Metropolitan City	88	Tapli Gaunpalika	16		
Damak Municipality	79	Pathari Shanishchare Mun.	74	Duhabi Municipality	78	Katari Municipality	49		
Gauradaha Municipality	66	Urlabari Municipality	66	Gadhi Gaunpalika	49	Udayapurgadhi Gaunpalika	20		
Gauriganj Gaunpalika	61	Ratuwamai Municipality	73	Inaruwa Municipality	69				
Jhapa Gaunpalika	62	Sunwarshi Municipality	68	Harinagar Gaunpalika	42				
Barhadashi Gaunpalika	62	Rangeli Municipality	72	Dewangunj Gaunpalika	43				
Birtamod Municipality	83	Gramthan Gaunpalika	52	Barju Gaunpalika	58				
Haldibari Gaunpalika	56	Budhiganga Gaunpalika	66						
Bhadrapur Municipality	78	Biratnagar Metropolitan City	90						
Kachanakawal Gaunpalika	53	Katahari Gaunpalika	70						
		Dhanapalthan Gaunpalika	58						
		Jahada Gaunpalika	50						

Bagmati Province: : Number of caste/ethnic groups by gaun/nagar palika and district (N=136)

District	N	District	N	District	N	District	N	District	N
Dolakha	40	Sindhupalchok	46	Rasuwa	26	Dhading	55	Nuwakot	52
Gaurishankar Gaunpalika	16	Bhotekoshi Gaunpalika	15	Gosaikunda Gaunpalika	16	Rubi Valley Gaunpalika	5	Dupcheshwor Gaunpalika	16
Bigu Gaunpalika	18	Jugal Gaunpalika	12	Aamachhodingmo Gaunpalika	7	Khaniyabas Gaunpalika	10	Tadi Gaunpalika	14
Kalinchowk Gaunpalika	17	Panchpokhari Thangpal Gaunpalika	19	Uttargaya Gaunpalika	9	Ganga Jamuna Gaunpalika	15	Suryagadhi Gaunpalika	14
Baiteshwor Gaunpalika	17	Helambu Gaunpalika	16	Kalika Gaunpalika	11	Tripurasundari Gaunpalika	18	Bidur Municipality	37
Jiri Municipality	16	Melanchi Municipality	27	Naukunda Gaunpalika	11	Netrawati Dabjong Gaunpalika	15	Kispang Gaunpalika	11
Tamakoshi Gaunpalika	19	Indrawoti Gaunpalika	18			Nilkhantha Municipality	28	Myagang Gaunpalika	11
Melung Gaunpalika	14	Choutara Sangachowkgadhi Municipality	28			Jwalamukhi Gaunpalika	17	Tarakeshwor Gaunpalika	14
Shailung Gaunpalika	18	Balephi Gaunpalika	19			Siddhalek Gaunpalika	18	Belkotgadhi Municipality	20
Bhimeshwor Municipality	29	Bahrabise Municipality	19			Benighat Rorang Gaunpalika	23	Likhu Gaunpalika	21
		Tripurasundari Gaunpalika	14			Gajuri Gaunpalika	23	Panchakanya Gaunpalika	16
		Lisankhu Pakhar Gaunpalika	13			Galchhi Gaunpalika	22	Shivapuri Gaunpalika	14
		Sunkoshi Gaunpalika	14			Thakre Gaunpalika	32	Kakani Gaunpalika	17
			20			Dhunibenshi Municipality	26		
Kathmandu	130	Bhaktapur	90	Lalitpur	107	Kavrepalanchok	58	Ramechhap	45
Shankharapur Municipality	29	Changunarayan Municipality	48	Mahalaxmi Municipality	84	Chauri Deurali Gaunpalika	16	Umakunda Gaunpalika	17
Kageshwori Manahara Municipality	74	Bhaktapur Municipality	52	Lalitpur Metropolitan City	103	Bhumlu Gaunpalika	19	Gokulganga Gaunpalika	17
Gokarneshwor Municipality	77	Madhyapur Thimi Municipality	73	Godawari Municipality	52	Mandan Deupur Municipality	22	Likhu Tamakoshi Gaunpalika	17
Budhanilkhantha Municipality	90	Suryabinayak Municipality	66	Konjyosom Gaunpalika	9	Banepa Municipality	40	Ramechhap Municipality	15
Tokha Municipality	78			Mahankal Gaunpalika	10	Dhulikhel Municipality	29	Manthali Municipality	33
Tarakeshwor Municipality	79			Bagmati Gaunpalika	10	Panchkhal Municipality	24	Khandadevi Gaunpalika	17
Nagarjun Municipality	74					Temal Gaunpalika	10	Doramba Gaunpalika	12
Kathmandu Metropolitan City	126					Namobuddha Municipality	22	Sunapati Gaunpalika	12
Kirtipur Municipality	67					Panauti Municipality	29		
Chandragiri Municipality	75					Bethanchowk Gaunpalika	9		
Dakshinkali Municipality	30					Roshi Gaunpalika	15		
						Mahabharat Gaunpalika	11		
						Khanikhola Gaunpalika	13		
Sindhuli	61	Makwanpur	77	Chitawan	93				
Dudhouli Municipality	43	Indrasarowar Gaunpalika	12	Rapti Municipality	41				
Phikkal Gaunpalika	16	Thaha Municipality	22	Kalika Municipality	33				
Tinpatan Gaunpalika	18	Kailash Gaunpalika	14	Ichchha Kamana Gaunpalika	29				
Golanjor Gaunpalika	27	Raksirang Gaunpalika	13	Bharatpur Metropolitan City	82				
Kalamamai Municipality	48	Manahari Gaunpalika	33	Ratnanagar Municipality	55				
Sunkoshi Gaunpalika	17	Hetauda Sub-Metropolitan City	71	Khairahani Municipality	59				
Ghyanglekha Gaunpalika	11	Bhimphedi Gaunpalika	20	Madi Municipality	39				
Marin Gaunpalika	24	Makawanpurgadhi Gaunpalika	13						
Hariharpurgadhi Gaunpalika	16	Bakaiya Gaunpalika	25						
		Bagmati Gaunpalika	23						

Lumbini Province: Number of caste/ethnic groups by gaun/nagar palika and district (N=120)

District	N	District	N	District	N	District	N	District	N
Rukum (East)	19	Rolpa	35	Pyulhan	39	Gulmi	38	Arghakhanchi	32
Putha Uttanganga Gaunpalika	12	Sunchhahari Gaunpalika	10	Gaumukhi Gaunpalika	15	Kali Gandaki Gaunpalika	15	Chhatradev Gaunpalika	15
Sisne Gaunpalika	15	Thawang Gaunpalika	6	Naubahini Gaunpalika	19	Satyawoti Gaunpalika	20	Malarani Gaunpalika	13
Bhooma Gaunpalika	11	Pariwartan Gaunpalika	11	Jhimaruk Gaunpalika	14	Chandrakot Gaunpalika	18	Bhumikasthan Municipality	15
		Gangadev Gaunpalika	9	Pyulhan Municipality	23	Musikot Municipality	18	Sandhikharka Municipality	22
		Madi Gaunpalika	7	Sworgadwari Municipality	18	Isma Gaunpalika	14	Panini Gaunpalika	14
		Tribeni Gaunpalika	15	Mandavi Gaunpalika	14	Malika Gaunpalika	14	Shitaganga Municipality	25
		Rolpa Municipality	16	Mallarani Gaunpalika	15	Madane Gaunpalika	14		
		Runtigadhi Gaunpalika	15	Aairawati Gaunpalika	14	Dhurkot Gaunpalika	16		
		Sunil Smriti Gaunpalika	16	Sarumarani Gaunpalika	21	Resunga Municipality	22		
		Lungri Gaunpalika	15			Gulmi Durbar Gaunpalika	13		
						Chhatrakot Gaunpalika	15		
						Ruruchhetra Gaunpalika	18		
Palpa	48	Nawalparasi (Bardaghat Susta West)	86	Rupandehi	100	Kapilbastu	82	Dang	74
Rampur Municipality	22	Bardaghat Municipality	58	Devdaha Municipality	56	Banganga Municipality	47	Bangalachuli Gaunpalika	13
Purbakhola Gaunpalika	12	Sunawal Municipality	57	Butwal Sub-Metropolitan City	71	Buddhabhumi Municipality	55	Ghorahi Sub-Metropolitan City	46
Rambha Gaunpalika	17	Ramgram Municipality	57	Sainamaina Municipality	42	Shivaraj Municipality	57	Tulsipur Sub-Metropolitan City	40
Baganaskali Gaunpalika	13	Palhinandan Gaunpalika	46	Kanchan Gaunpalika	43	Bijayanagar Gaunpalika	53	Shantinagar Gaunpalika	21
Tansen Municipality	35	Sarawal Gaunpalika	51	Gaidahawa Gaunpalika	53	Krishnanagar Municipality	49	Babai Gaunpalika	21
Ribdikot Gaunpalika	14	Pratapapur Gaunpalika	54	Suddhodhan Gaunpalika	50	Maharajganj Municipality	48	Dangisharan Gaunpalika	18
Rainadevi Chhahara Gaunpalika	15	Susta Gaunpalika	61	Siyari Gaunpalika	53	Kapilbastu Municipality	61	Lamahi Municipality	33
Tinau Gaunpalika	13			Tilottama Municipality	63	Yasodhara Gaunpalika	44	Rapti Gaunpalika	27
Mathagadhi Gaunpalika	16			Om Satiya Gaunpalika	59	Mayadevi Gaunpalika	43	Gadhawa Gaunpalika	34
Nisdi Gaunpalika	10			Rohini Gaunpalika	48	Shuddhodhan Gaunpalika	45	Rajpur Gaunpalika	29
				Siddharthanagar Municipality	69				
				Mayadevi Gaunpalika	52				
				Lumbini Sanskritik Municipality	56				
				Kotahimai Gaunpalika	46				
				Sammarimai Gaunpalika	47				
				Marchawari Gaunpalika	46				
Banke	94	Bardiya	76						
Rapti Sonari Gaunpalika	41	Bansgadhi Municipality	33						
Kohalpur Municipality	53	Barbaridiya Municipality	25						
Baijanath Gaunpalika	36	Thakurbaba Municipality	24						
Khajura Gaunpalika	48	Geruwa Gaunpalika	21						
Janaki Gaunpalika	59	Rajapur Municipality	31						
Nepalganj Sub-Metropolitan City	72	Madhuwan Municipality	27						
Duduwa Gaunpalika	50	Gulariya Municipality	59						
Narainapur Gaunpalika	45	Badhaiyatal Gaunpalika	51						

Sudupaschim Province: Number of caste/ethnic groups by gaun/nagar palika and district (N=85)

District	N	District	N	District	N	District	N	District	N
Bajura	22	Bajhang	23	Darchula	21	Baitadi	20	Dadeldhura	39
Himali Gaunpalika	9	Saipal Gaunpalika	6	Byas Gaunpalika	7	Dilasaini Gaunpalika	8	Nawadurga Gaunpalika	10
Gaumul Gaunpalika	4	Bungal Municipality	9	Duhun Gaunpalika	6	Dogada Kedar Gaunpalika	7	Amargadhi Municipality	20
Budhinanda Municipality	13	Surma Gaunpalika	4	Mahakali Municipality	11	Puchaundi Municipality	6	Ajayameru Gaunpalika	9
Swamikartik Khapar Gaunpalika	8	Talkot Gaunpalika	9	Naugad Gaunpalika	6	Surnaya Gaunpalika	5	Bhageshwor Gaunpalika	14
Jagannath Gaunpalika	7	Masta Gaunpalika	8	Apihimal Gaunpalika	5	Dasharathchand Municipality	13	Parashuram Municipality	15
Badimalika Municipality	11	Jayapriithi Municipality	16	Marma Gaunpalika	5	Pancheshwor Gaunpalika	6	Aalital Gaunpalika	12
Khaptad Chhededaha Gaunpalika	9	Chhabis Pathibhara Gaunpalika	7	Shailyashikhar Municipality	9	Shivanath Gaunpalika	9	Ganyapdhura Gaunpalika	12
Budhiganga Municipality	9	Durgathali Gaunpalika	7	Malikarjun Gaunpalika	8	Melauli Municipality	7		
Tribeni Municipality	7	Kedarsyun Gaunpalika	12	Lekam Gaunpalika	8	Patan Municipality	10		
INSTITUTIONAL	8	Bitthadchir Gaunpalika	8			Sigas Gaunpalika	6		
		Thalara Gaunpalika	8						
		Khaptad Chhanna Gaunpalika	8						
Doti	30	Achham	26	Kailali	71	Kanchanpur	58		
Purbichouki Gaunpalika	12	Panchdebal Binayak Municipality	12	Mohanyal Gaunpalika	16	Krishnapur Municipality	25		
Sayal Gaunpalika	9	Ramaroshan Gaunpalika	8	Chure Gaunpalika	15	Shuklaphanta Municipality	17		
Aadarsha Gaunpalika	8	Mellekh Gaunpalika	6	Godawari Municipality	32	Bedkot Municipality	22		
Shikhar Municipality	13	Sanphebagar Municipality	18	Gauriganga Municipality	20	Bhimdatta Municipality	42		
Dipayal Silgadhi Municipality	23	Chaurpati Gaunpalika	8	Ghodaghodi Municipality	25	Dodhara Chandani Municipality	22		
K.I. Singh Gaunpalika	10	Mangalsen Municipality	14	Bardagoriya Gaunpalika	16	Laljhadi Gaunpalika	11		
Bogatan Phudsil Gaunpalika	11	Bannigadhi Jayagadh Gaunpalika	10	Lamki Chuha Municipality	26	Punarbans Municipality	24		
Badi Kedar Gaunpalika	12	Kamal bazar Municipality	7	Janaki Gaunpalika	20	Belouri Municipality	27		
Jorayal Gaunpalika	17	Dhakari Gaunpalika	9	Joshiapur Gaunpalika	16	Beldandi Gaunpalika	15		
		Turmakhand Gaunpalika	11	Tikapur Municipality	35				
				Bhajani Municipality	33				
				Kailari Gaunpalika	15				
				Dhangadhi Sub-Metropolitan City	54				